



US00D570732S

(12) **United States Design Patent**
Mechanic et al.

(10) **Patent No.: US D570,732 S**
(45) **Date of Patent: ** Jun. 10, 2008**

(54) **DOOR FIGURINE**

(75) Inventors: **A. Donald Mechanic**, Dallas, TX (US);
Zhaoqi Xu, Xiamen (CN); **Anna Lynn Andrews**, Frisco, TX (US)

(73) Assignee: **Don Mechanic Enterprises, Ltd.**,
Addison, TX (US)

(**) Term: **14 Years**

(21) Appl. No.: **29/295,733**

(22) Filed: **Oct. 4, 2007**

Related U.S. Application Data

(62) Division of application No. 29/273,878, filed on Mar. 15, 2007, now Pat. No. Des. 556,629.

(51) **LOC (8) Cl.** **11-02**

(52) **U.S. Cl.** **D11/157**

(58) **Field of Classification Search** D11/111,
D11/121-140, 157-164; D6/300-314, 332,
D6/329, 396-400, 403, 404, 450, 491-494,
D6/497, 509, 557, 563, 567, 568, 574; D9/636,
D9/640; D19/34.1-34.5, 95-97; D20/10,
D20/12, 15, 19, 20, 29, 38; D21/494; D23/343-350;
D25/47, 48, 52, 60; D99/17-25; 428/3,
428/7-9, 13, 14, 542.2, 542.4, 913.3; 52/36.3,
52/204.1, 204.2, 210, 211, 215, 455, 782.1,
52/784.1, 656.4, 656.8; 49/501, 504
See application file for complete search history.

(56) **References Cited**

U.S. PATENT DOCUMENTS

346,187 A * 7/1886 Boda 52/745.15
D97,154 S * 10/1935 Wolffs D19/34.5
D110,866 S * 8/1938 Johns D20/10
D116,680 S * 9/1939 Joyce et al. D20/19

D118,444 S * 1/1940 Frankel D20/10
D118,904 S * 2/1940 Herbeson D6/450
D137,604 S * 4/1944 Muecke D20/10
D205,410 S * 8/1966 Gerlat D26/94
D269,075 S * 5/1983 Dane D11/157
D470,215 S * 2/2003 Lussier D23/201
D522,761 S * 6/2006 Bruce D6/300
D556,630 S * 12/2007 Mechanic et al. D11/157

* cited by examiner

Primary Examiner—Louis S Zarfaz

Assistant Examiner—Michelle E Wilson

(74) *Attorney, Agent, or Firm*—Gardere Wynne Sewell LLP

(57) **CLAIM**

The ornamental design for a door figurine, as shown and described.

DESCRIPTION

FIG. 1 is a front view of a door figurine in accordance with the invention;

FIG. 2 is a rear elevation view of the door figurine shown in FIG. 1;

FIG. 3 is a left side elevation view of the door figurine shown in FIG. 1;

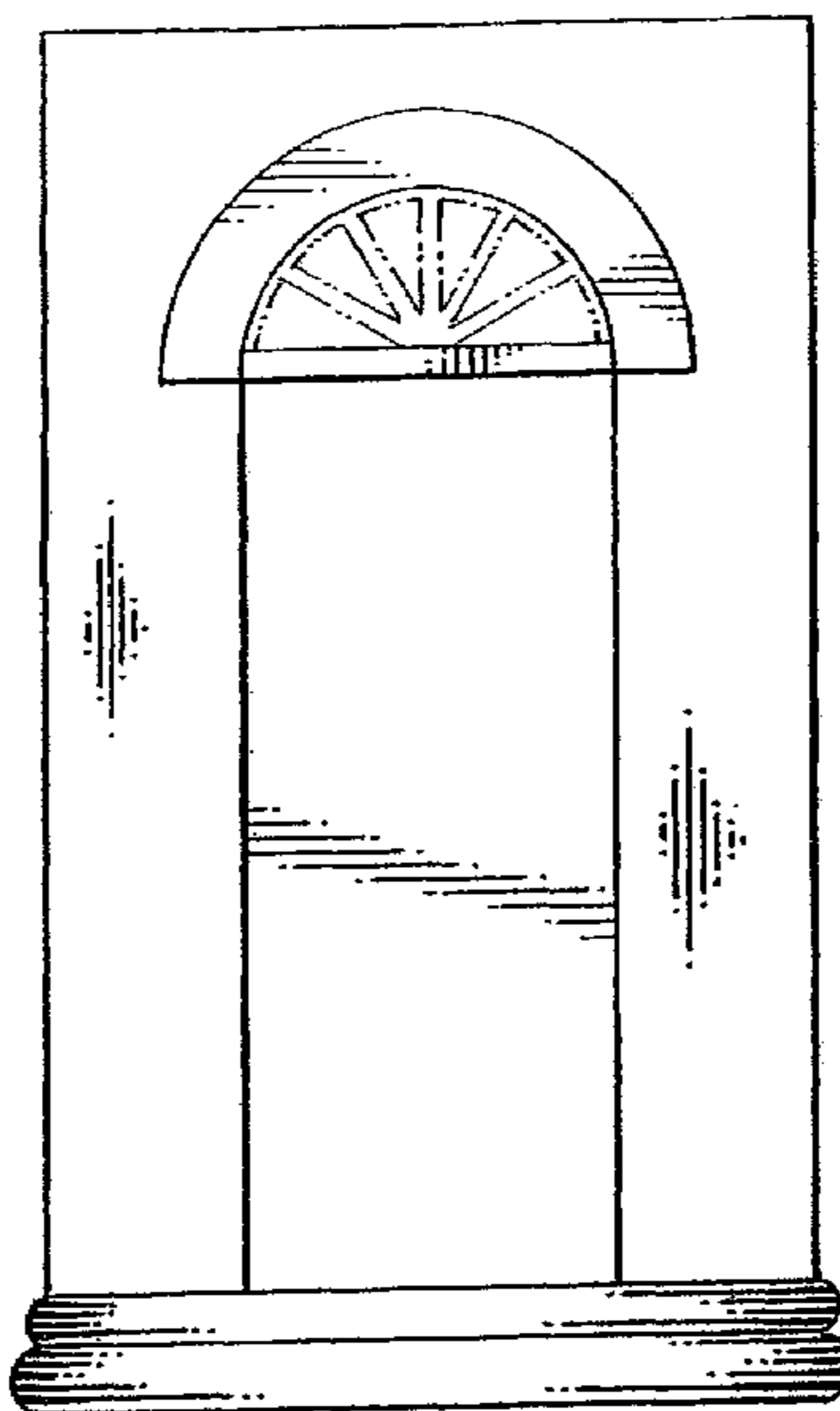
FIG. 4 is a right side elevation view of the door figurine shown in FIG. 1;

FIG. 5 is a top plan view of the door figurine shown in FIG. 1; and,

FIG. 6 is a bottom plan view of the door figurine shown in FIG. 1.

The broken line showing of a door figurine is included for the purpose of illustrating portions of the article and forms no part of the claimed design. --

1 Claim, 3 Drawing Sheets



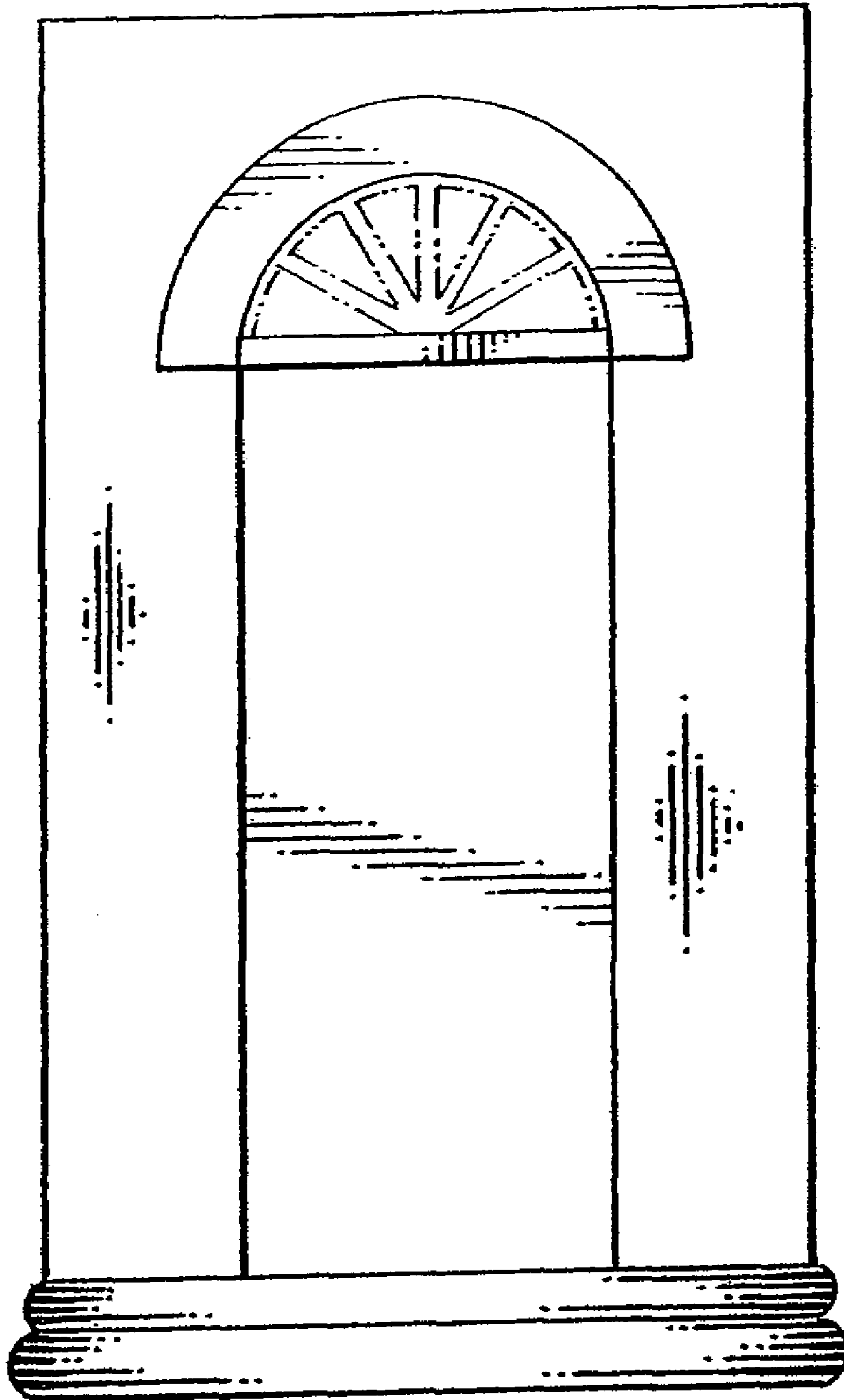


FIG. 1

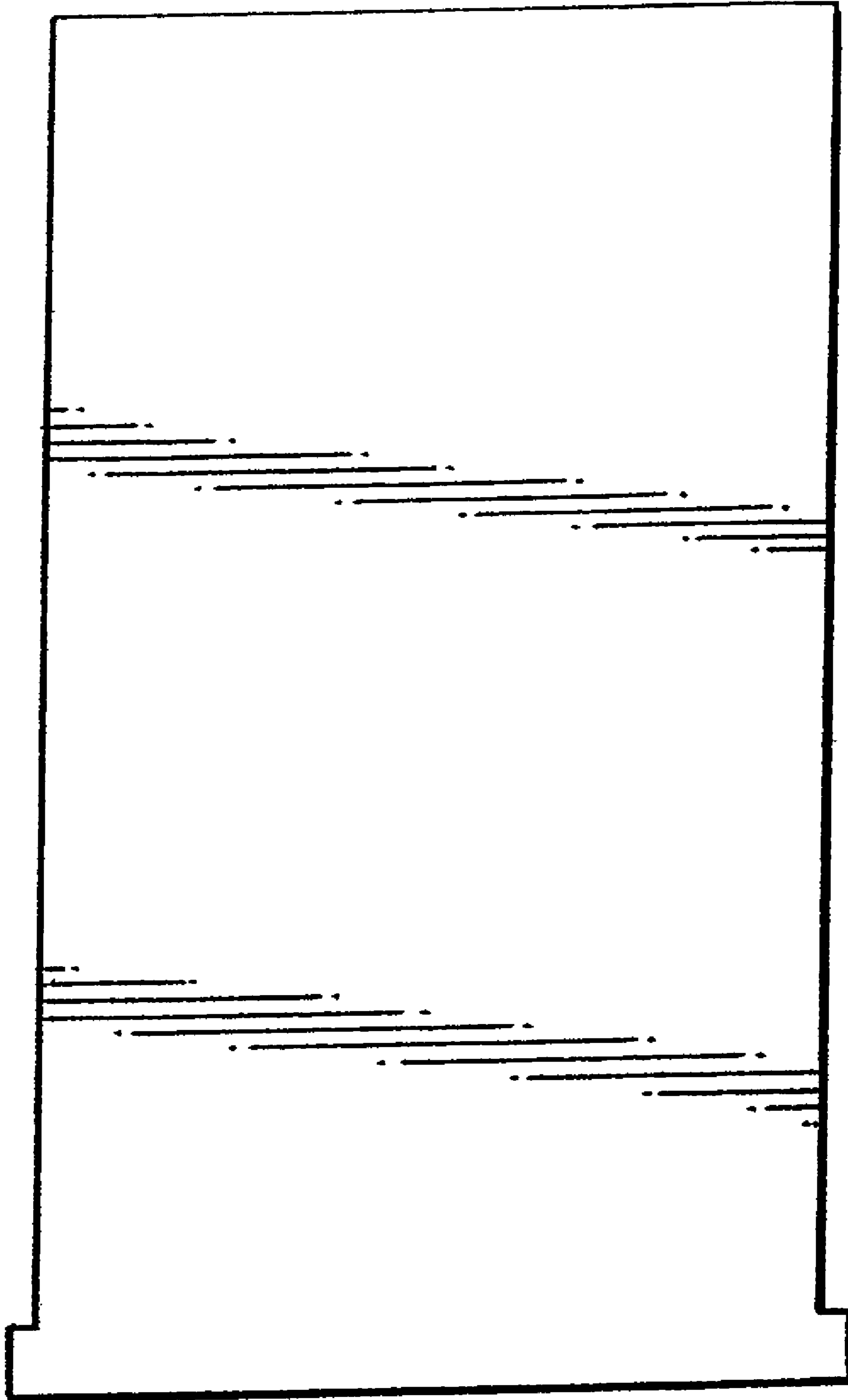


FIG. 2




FIG. 3




FIG. 4

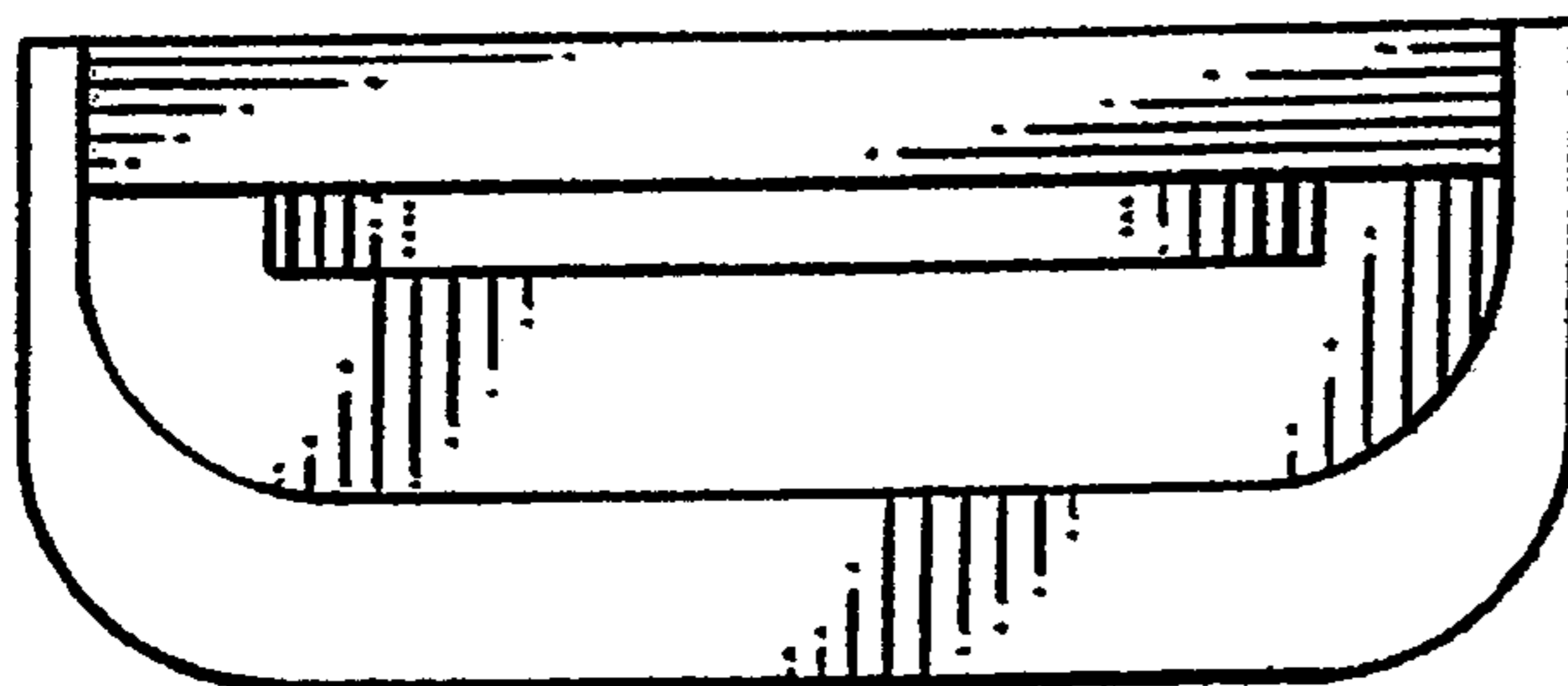


FIG. 5

FIG. 6

