

US00D570728S

(12) **United States Design Patent**
Lehmann et al.

(10) **Patent No.:** **US D570,728 S**
(45) **Date of Patent:** **** Jun. 10, 2008**

(54) **DECORATIVE ANATOMICAL IMAGE
JEWELRY ITEM**

(76) Inventors: **Todd Philip Lehmann**, 1581 Emery
Rd., East Aurora, NY (US) 14052;
Malcolm Warren, 1228 Main Rd.,
Corfu, NY (US) 14036

(**) Term: **14 Years**

(21) Appl. No.: **29/277,204**

(22) Filed: **Feb. 17, 2007**

Related U.S. Application Data

(62) Division of application No. 29/257,846, filed on Apr.
11, 2006, now Pat. No. Des. 544,390, which is a
division of application No. 11/324,932, filed on Jan.
4, 2006, now abandoned.

(51) **LOC (8) Cl.** **11-03**

(52) **U.S. Cl.** **D11/104**

(58) **Field of Classification Search** D11/1-2,
D11/7, 40-44, 46-49, 53, 56-57, 59-61,
D11/63, 79-83, 86-87, 89-90, 99, 91-92,
D11/101, 106, 114-116, 200-201; 63/1.11,
63/18-20; D3/207-211

See application file for complete search history.

(56) **References Cited**

U.S. PATENT DOCUMENTS

964,499 A	7/1910	Delabarre	
D97,188 S *	10/1935	Harriss	D10/109
D99,387 S *	4/1936	Behnke	D11/104
2,611,170 A *	9/1952	Theis	249/55
4,012,026 A *	3/1977	Chambers	249/134
4,993,472 A	2/1991	Culver	

(Continued)

OTHER PUBLICATIONS

4 pages from the website www.Thumbies.com dated Feb. 9, 2007.

Primary Examiner—R. Seifert

(74) *Attorney, Agent, or Firm*—Patent Technologies, LLC;
Robert D. Gunderman, Jr.

(57) **CLAIM**

The ornamental design for a decorative anatomical image
jewelry item, as shown and described.

DESCRIPTION

A portion of the disclosure of this patent document contains
material which is subject to copyright protection. The copy-
right owner has no objection to the facsimile reproduction
by anyone of the patent document or the patent disclosure,
as it appears in the Patent and Trademark Office patent files
or records, but otherwise reserves all copyrights whatsoever.

FIG. 1 is a front perspective view of a first embodiment of
the decorative anatomical image jewelry item showing the
new design;

FIG. 2 is a front plan view of a first embodiment of the
decorative anatomical image jewelry item shown in FIG. 1;

FIG. 3 is a right side elevation view of a first embodiment
of the decorative anatomical image jewelry item shown in
FIG. 1;

FIG. 4 is a left side elevation view of a first embodiment of
the decorative anatomical image jewelry item shown in FIG.
1;

FIG. 5 is a rear plan view of a first embodiment of the
decorative anatomical image jewelry item shown in FIG. 1;
and,

FIG. 6 is a front plan view of a second embodiment of the
decorative anatomical image jewelry item, the only differ-
ence being that the decorative anatomical image has texture.

Any broken line illustration of environmental structure in
the drawings is for illustrative purposes only and forms no
part of the claimed design.

The characteristic feature of the design resides in a decora-
tive anatomical image portrayed on a bailed pendant where
the bail that is attached to the decorative anatomical image
ornamentally hides a hole in the bailed pendant.

1 Claim, 6 Drawing Sheets



US D570,728 S

Page 2

U.S. PATENT DOCUMENTS

5,662,942 A *	9/1997	Kim, II	425/2	D407,660 S	4/1999	Gordon
5,728,341 A *	3/1998	Kim, II	264/222	6,435,255 B1	8/2002	Kaladjian
D403,610 S *	1/1999	Affinito	D11/54	6,648,056 B1	11/2003	Kaladjian

* cited by examiner



Fig. 1

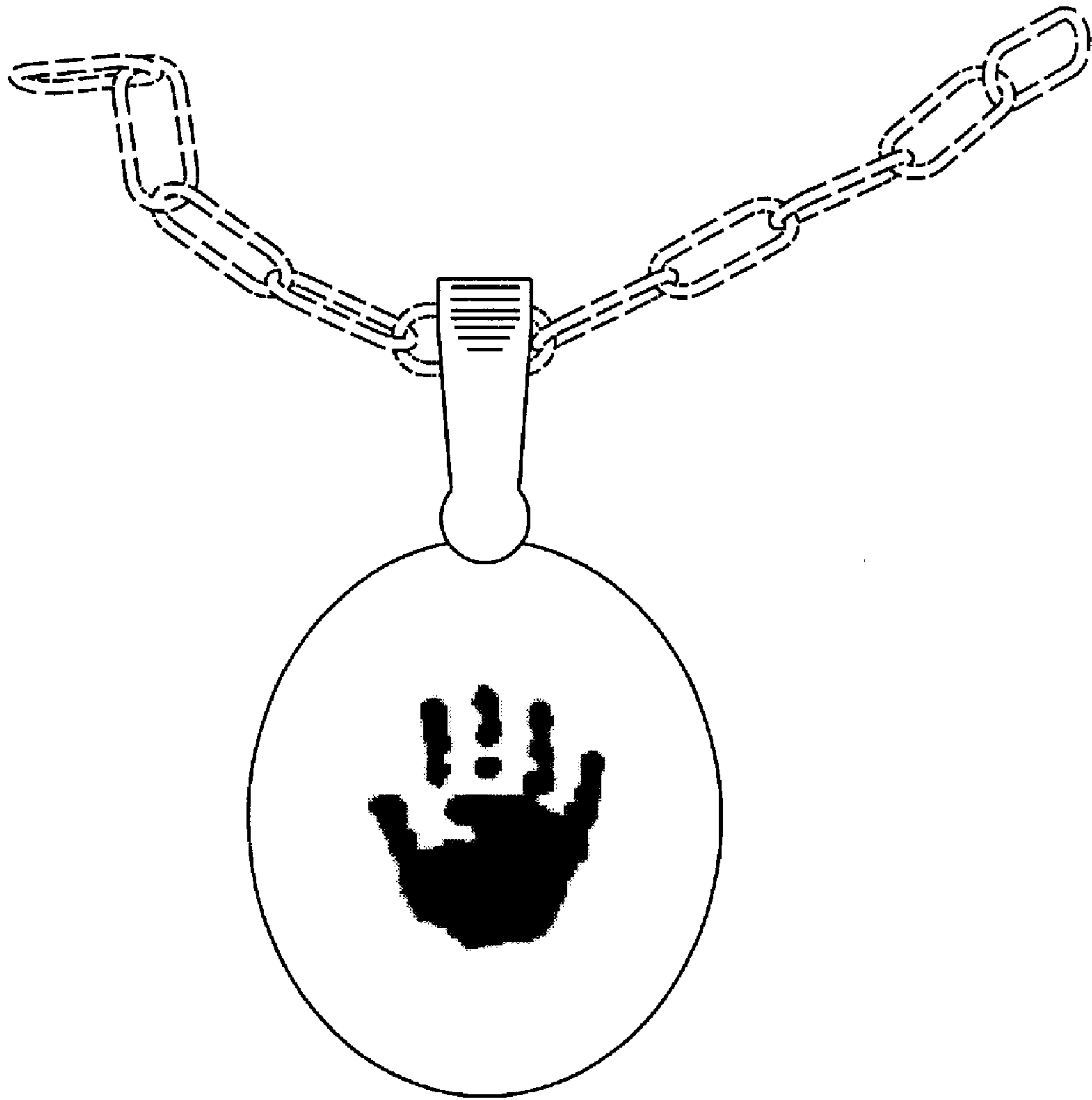


Fig. 2

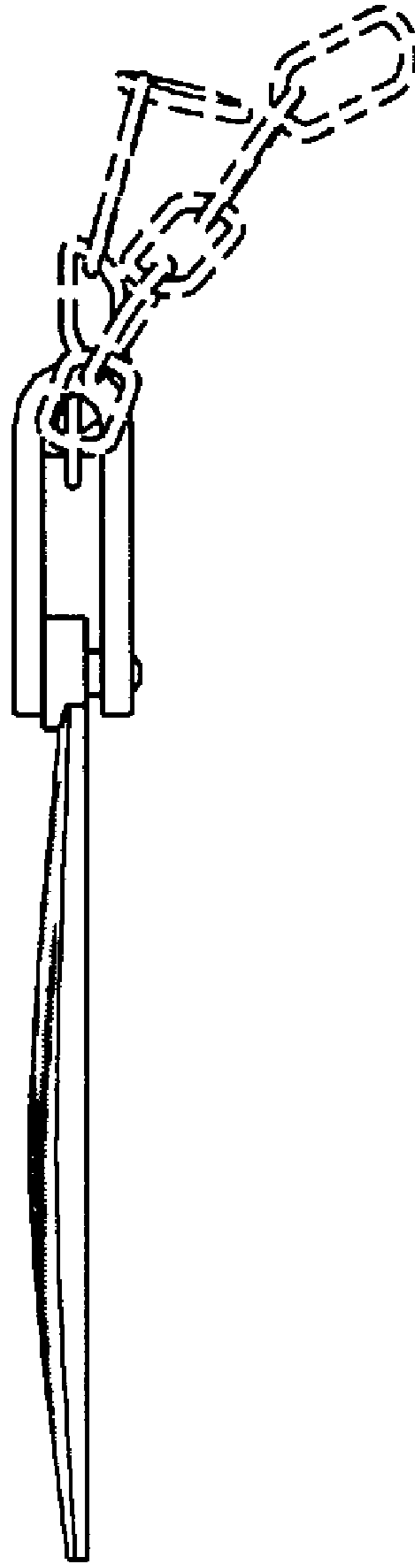


Fig. 3

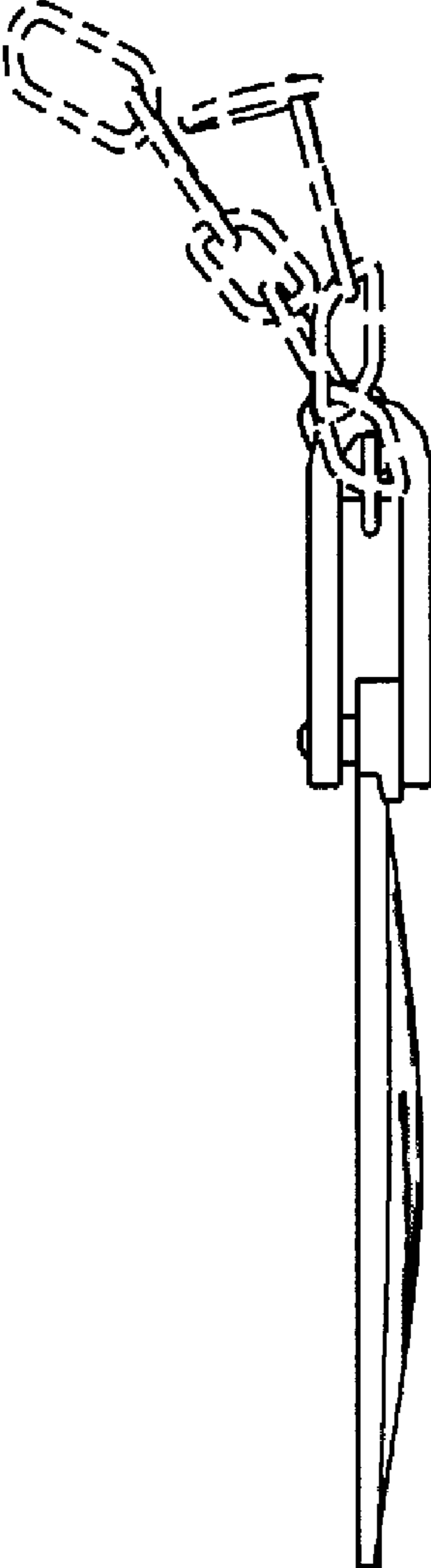


Fig. 4

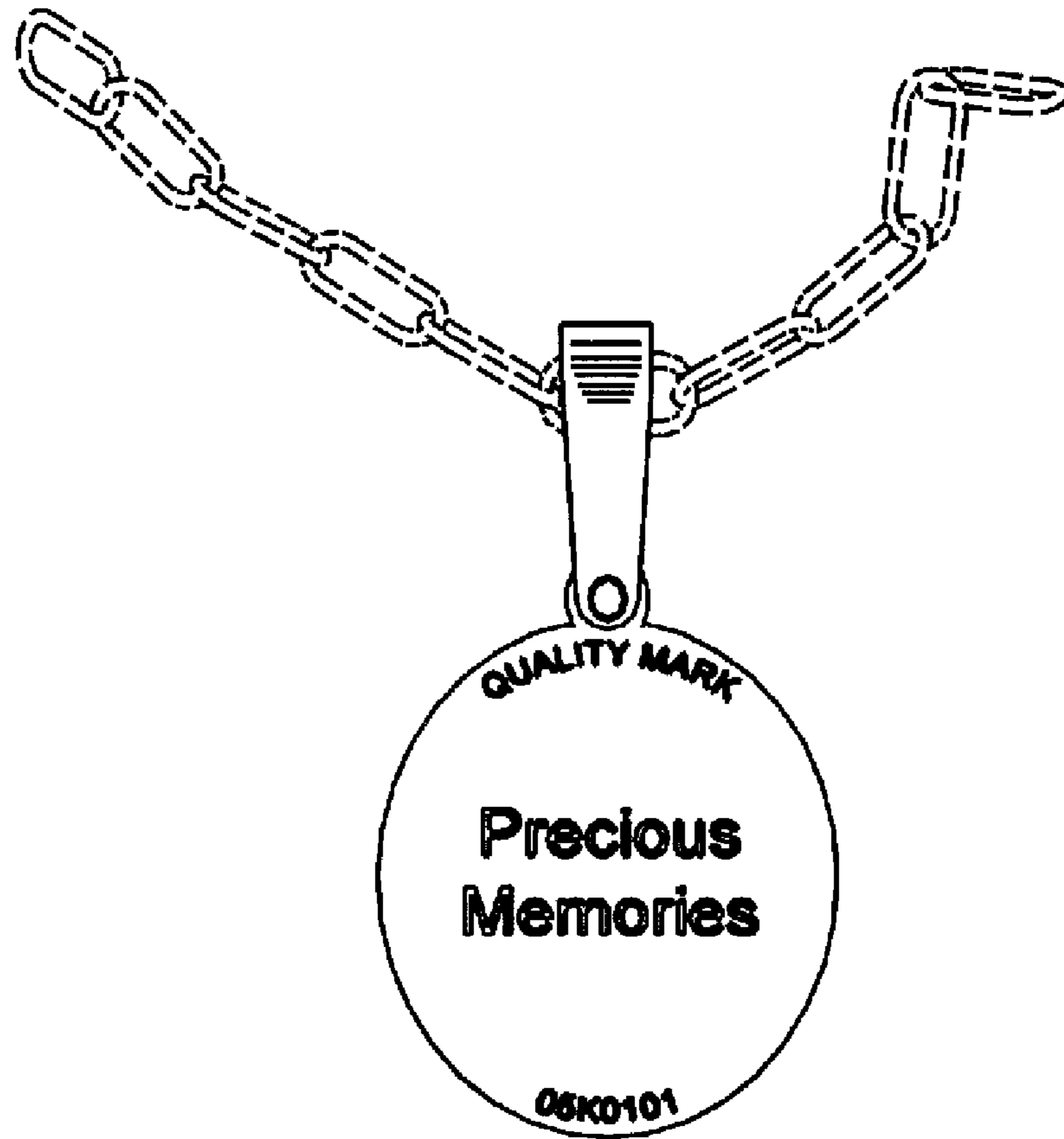


Fig. 5



Fig. 6