



US00D570709S

(12) **United States Design Patent**
Henri, Jr.

(10) **Patent No.:** **US D570,709 S**
(45) **Date of Patent:** **** Jun. 10, 2008**

(54) **COMBINED FUEL CONTAINER AND TOOL BOX**

6,039,203 A 3/2000 McDaniel
D433,635 S * 11/2000 Chrisco et al. D9/527
D434,328 S * 11/2000 Chrisco et al. D9/527
6,371,320 B2 4/2002 Sagol
6,398,059 B1 6/2002 Hayashi et al.
D516,434 S 3/2006 McGuire

(76) Inventor: **Yvon Henri, Jr.**, 171 Ave Des Sapins,
Luskville, QC (CA) J0X 2G0

(**) Term: **14 Years**

* cited by examiner

(21) Appl. No.: **29/265,594**

Primary Examiner—Mitchell Siegel

Assistant Examiner—Shanda C. Hill

(22) Filed: **Sep. 5, 2006**

(74) *Attorney, Agent, or Firm*—Robert C. Montgomery

(51) **LOC (8) Cl.** **09-03**

(57) **CLAIM**

(52) **U.S. Cl.** **D9/719**

(58) **Field of Classification Search** D9/715,
D9/719, 516, 524, 527, 528; D23/211, 211.1;
220/200, 260, 521; 215/14, 200, 217, 218,
215/223, 241, 382–385, 396, 398; 222/92,
222/109, 210, 212, 215

The ornamental design for a combined fuel container and tool box, as shown and described.

See application file for complete search history.

DESCRIPTION

FIG. 1 is a perspective view of a combined fuel container and tool box, showing my new design;

(56) **References Cited**

U.S. PATENT DOCUMENTS

2,271,660 A 2/1942 Norbom
D279,549 S * 7/1985 Elmburg D23/211.1
D284,641 S * 7/1986 Jones D9/524
D338,158 S * 8/1993 Poirier D23/211.1
5,301,829 A * 4/1994 Chrisco 220/521
D355,115 S * 2/1995 Chrisco D9/719
D365,520 S 12/1995 Luther
D376,540 S 12/1996 Boumil
5,868,946 A 2/1999 Nguyen

FIG. 2 is a front elevation view thereof;

FIG. 3 is a rear elevation view thereof;

FIG. 4 is a left side elevation view thereof;


FIG. 5 is a right side elevation view thereof;

FIG. 6 is a top view thereof; and,

FIG. 7 is a bottom view thereof.

FIGS. 2 through 5 are shown on a reduced scale.

1 Claim, 4 Drawing Sheets






FIG. 1

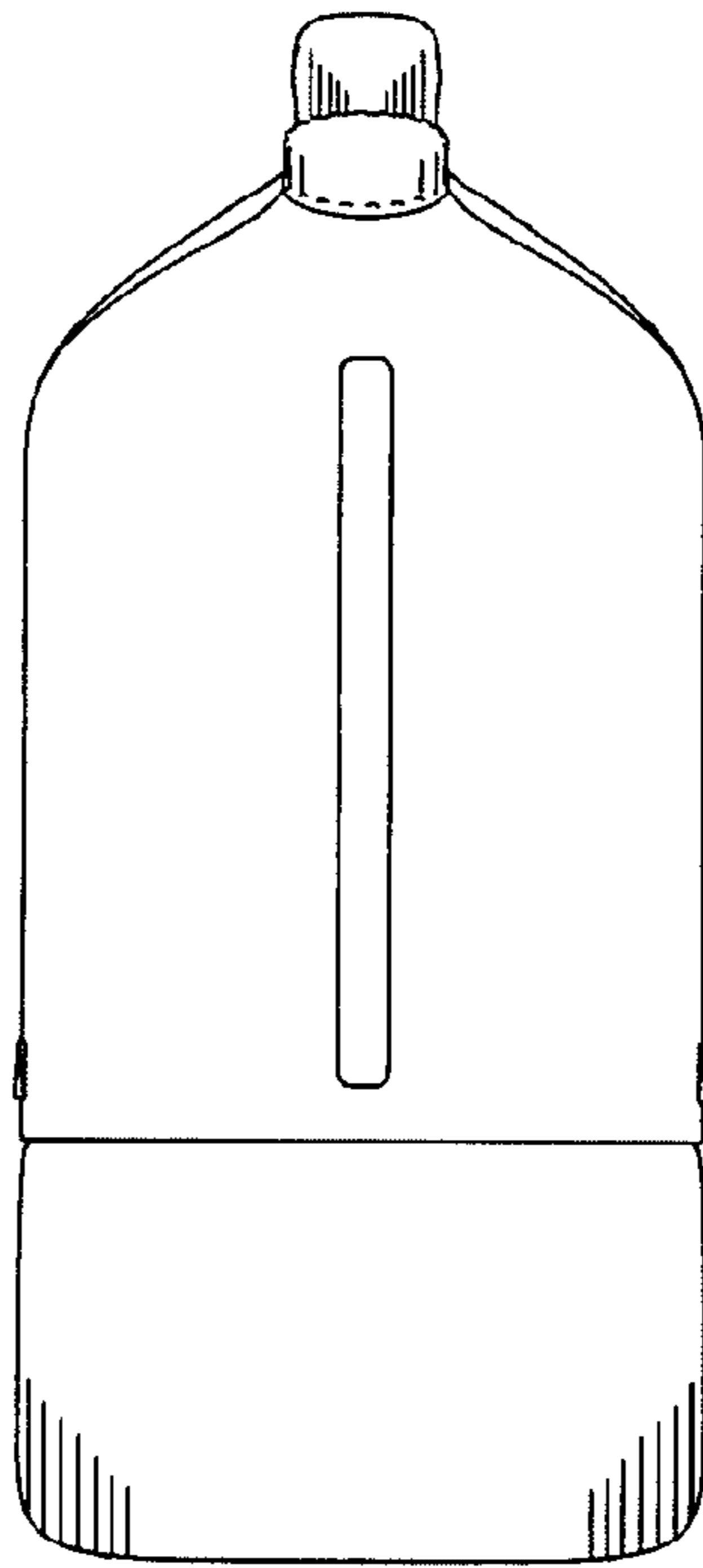


FIG. 2




FIG. 3




FIG. 4




FIG. 5

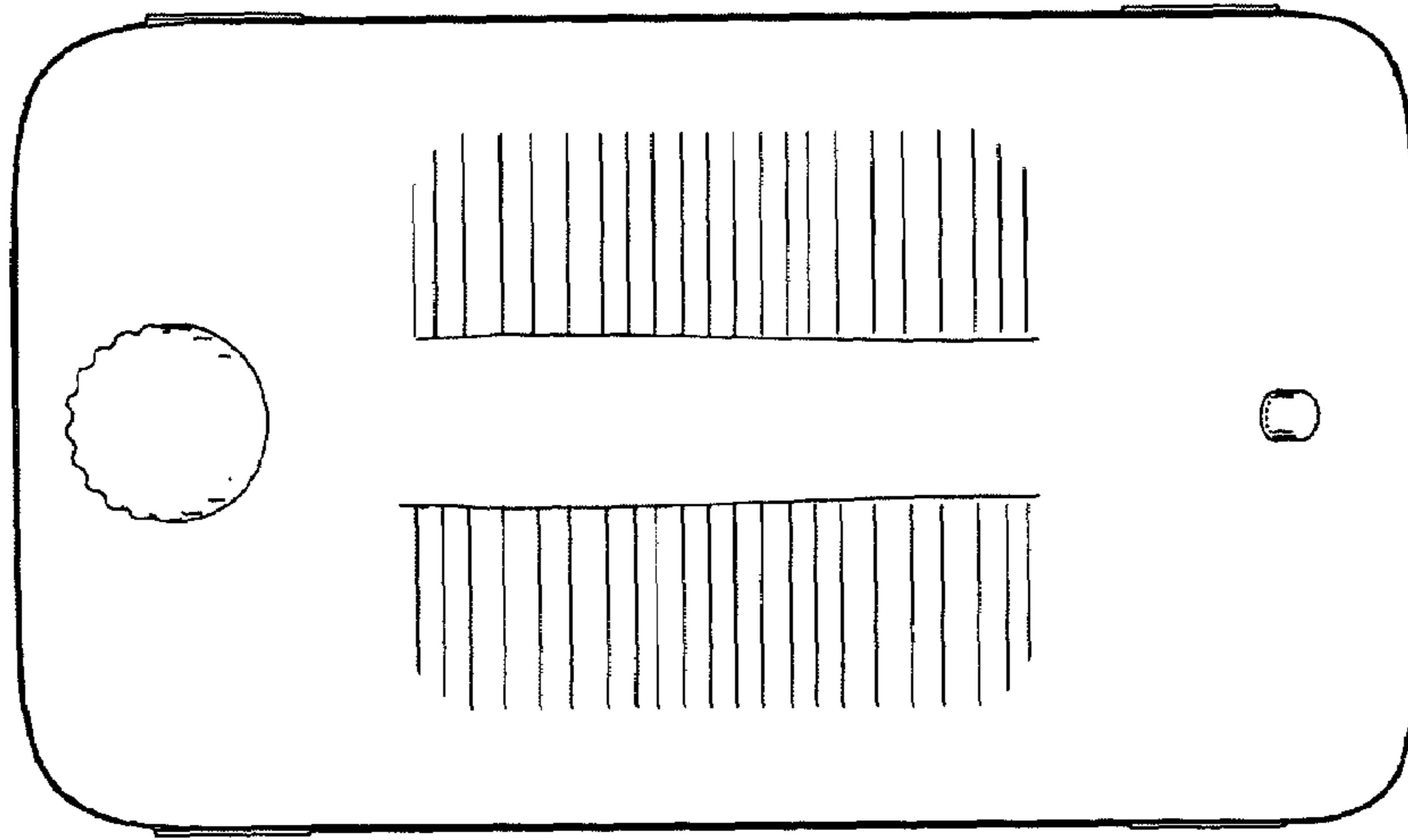


FIG. 6




FIG. 7