



US00D570694S

(12) **United States Design Patent**
Venkatarman et al.

(10) **Patent No.:** **US D570,694 S**
(45) **Date of Patent:** **** Jun. 10, 2008**

(54) **PORTION OF A BOTTLE**

(75) Inventors: **Shriram Venkatarman**, Danbury, CT (US); **Roy Oommen**, Bloomfield, NJ (US); **Stuart M. Leslie**, Larchmont, NY (US); **Sungeun Kim**, Brooklyn, NY (US); **Taek Kim**, Washington Township, NJ (US)

(73) Assignee: **PepsiCo, Inc.**, Purchase, NY (US)

(**) Term: **14 Years**

(21) Appl. No.: **29/297,848**

(22) Filed: **Nov. 20, 2007**

Related U.S. Application Data

(62) Division of application No. 29/235,179, filed on Jul. 28, 2005, now Pat. No. Des. 560,500.

(51) **LOC (8) Cl.** **09-01**

(52) **U.S. Cl.** **D9/516; D9/552**

(58) **Field of Classification Search** D9/516, D9/520, 530, 537-540, 548-552, 556-560, D9/564-565, 571-575, 682, 687-694, 434; D7/509-511; 215/381-385, 396, 398
See application file for complete search history.

(56) **References Cited**

U.S. PATENT DOCUMENTS

- D224,383 S * 7/1972 Mascia et al. D9/552 X
- D369,298 S * 4/1996 Weiss D9/549
- D379,154 S * 5/1997 Cox D9/540
- D381,272 S * 7/1997 Coons D9/540
- D385,796 S * 11/1997 Richardson D9/537
- D393,208 S * 4/1998 Wilson et al. D9/538

- 5,906,286 A * 5/1999 Matsuno et al. 215/375
- D412,845 S * 8/1999 Miller et al. D9/434
- D413,068 S * 8/1999 Thouin et al. D9/551
- D424,948 S * 5/2000 Ullmo D9/540
- D429,166 S * 8/2000 Ogg D9/552
- D432,020 S * 10/2000 Steward et al. D9/540
- D455,964 S * 4/2002 Patterson D9/552
- D522,871 S * 6/2006 Rowse et al. D9/539
- D525,140 S * 7/2006 Scott D9/552

* cited by examiner

Primary Examiner—Carol Rademaker

(74) *Attorney, Agent, or Firm*—Banner & Witcoff, Ltd.

(57) **CLAIM**

The ornamental design for a portion of a bottle, as shown and described.

DESCRIPTION

FIG. 1 is a front elevational view of a bottle depicting the new design, taken in the direction of "Arrow 1" as shown in FIG. 5;

FIG. 2 is a right side elevational view thereof, taken in the direction of "Arrow 2" as shown in FIG. 5;

FIG. 3 is rear elevational view thereof, taken in the direction of "Arrow 3" as shown in FIG. 5;

FIG. 4 is a left side elevational view thereof, taken in the direction of "Arrow 4" as shown in FIG. 5; and,

FIG. 5 is a top plan view thereof.

The dash lines shown in the drawings are for illustrative purposes only and form no part of the claimed design. The dot-dash-dot lines shown in the drawings define the boundary of the claim and form no part of the claimed design.

1 Claim, 5 Drawing Sheets

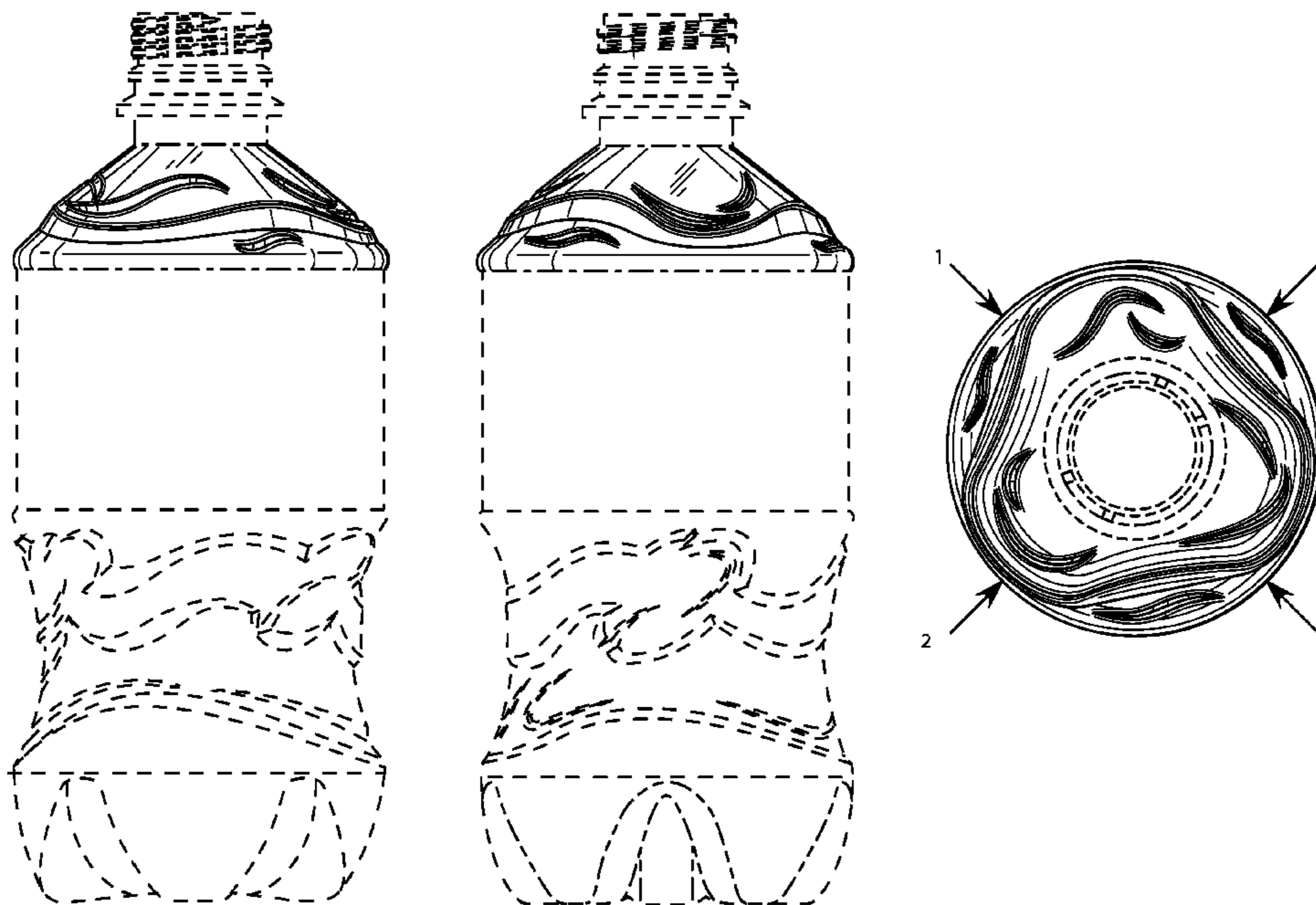


Fig. 1




Fig. 2




Fig. 3




Fig. 4




Fig. 5

