



US00D570667S

(12) **United States Design Patent**  
**Zapushek et al.**

(10) **Patent No.:** **US D570,667 S**  
(45) **Date of Patent:** **\*\* Jun. 10, 2008**

(54) **BICYCLE LOCK**

(57) **CLAIM**

(75) Inventors: **John B. Zapushek**, Racine, WI (US);  
**Zachery Nave**, Oak Creek, WI (US)

We claim an ornamental design for a bicycle lock, as shown and described.

(73) Assignee: **Master Lock Company LLC**, Oak Creek, WI (US)

**DESCRIPTION**

(\*\*) Term: **14 Years**

FIG. 1 is a perspective view of a bicycle lock of the new design;

(21) Appl. No.: **29/255,131**

FIG. 2 is a front elevational view of the bicycle lock of FIG. 1;

(22) Filed: **Mar. 3, 2006**

FIG. 3 is a rear elevational view of the bicycle lock of FIG. 1;

(51) **LOC (8) Cl.** ..... **08-07**

FIG. 4 is a left side plan view of the bicycle lock of FIG. 1;

(52) **U.S. Cl.** ..... **D8/330**

FIG. 5 is a right side plan view of the bicycle lock of FIG. 1;

(58) **Field of Classification Search** ..... D8/330-348;  
70/14-18, 51, 52, 57, 58  
See application file for complete search history.

FIG. 6 is a top plan view of the bicycle lock of FIG. 1;

FIG. 7 is a bottom plan view of the bicycle lock of FIG. 1;

(56) **References Cited**

**U.S. PATENT DOCUMENTS**

1,000,666	A *	8/1911	Caveny	70/16
3,392,554	A *	7/1968	Williamson	70/16
3,618,345	A *	11/1971	Smith	70/16
4,089,195	A *	5/1978	Lai	70/16
4,697,441	A *	10/1987	Allen	70/16
5,205,142	A *	4/1993	Kruger et al.	70/16
D345,292	S *	3/1994	Tipton	D8/333
D369,440	S *	4/1996	Mariano	D8/333 KR
D474,100	S	5/2003	Zapushek	

FIG. 8 is a perspective view of another bicycle lock of the new design;

FIG. 9 is a front elevational view of the bicycle lock of FIG. 8;

FIG. 10 is a rear elevational view of the bicycle lock of FIG. 8;

FIG. 11 is a left side plan view of the bicycle lock of FIG. 8;

FIG. 12 is a right side plan view of the bicycle lock of FIG. 8;

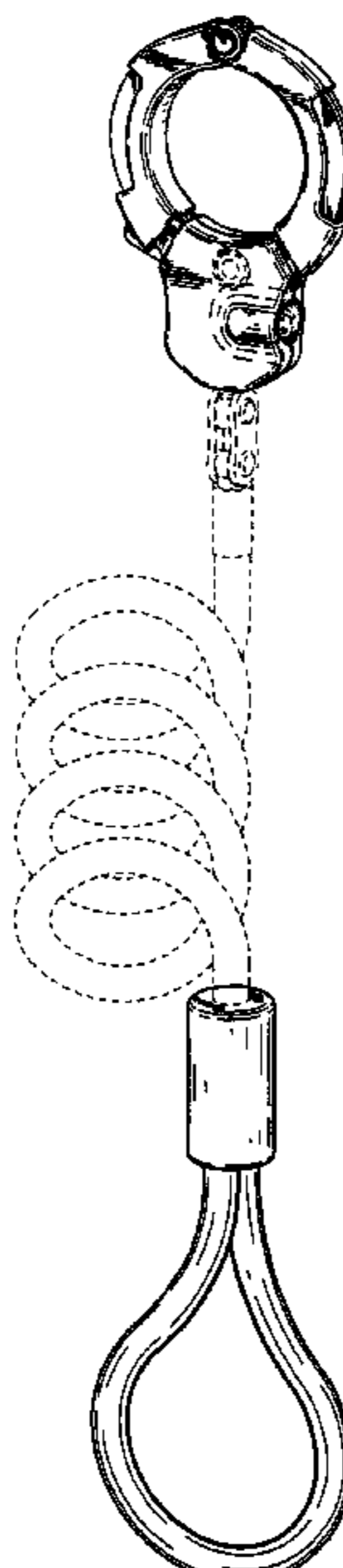
FIG. 13 is a top plan view of the bicycle lock of FIG. 8; and,  
FIG. 14 is a bottom plan view of the bicycle lock of FIG. 8.

The broken line showing is included for the purpose of illustrating and forms no part of the claimed design.

\* cited by examiner

*Primary Examiner*—Mitchell I Siegel  
(74) *Attorney, Agent, or Firm*—Calfee, Halter & Griswold LLP

**1 Claim, 6 Drawing Sheets**



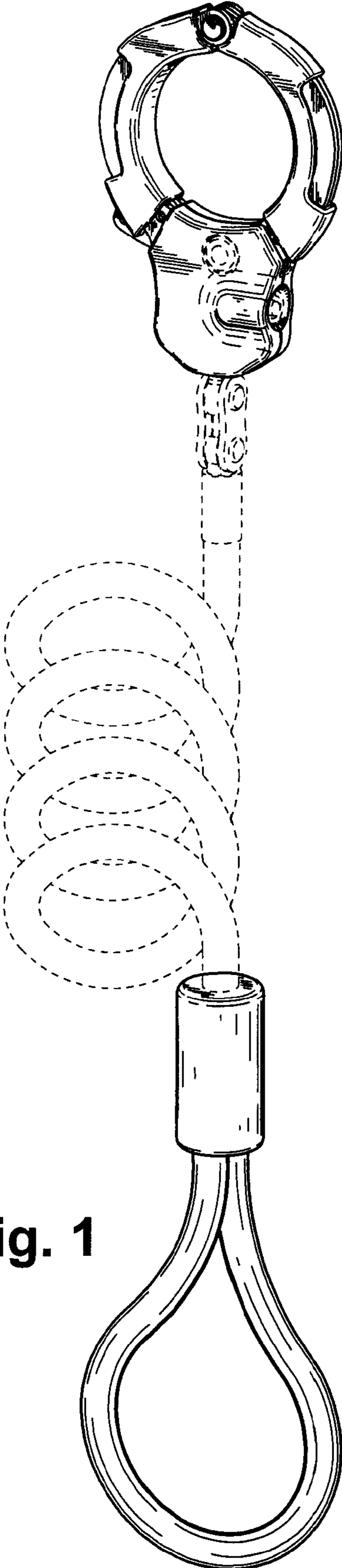
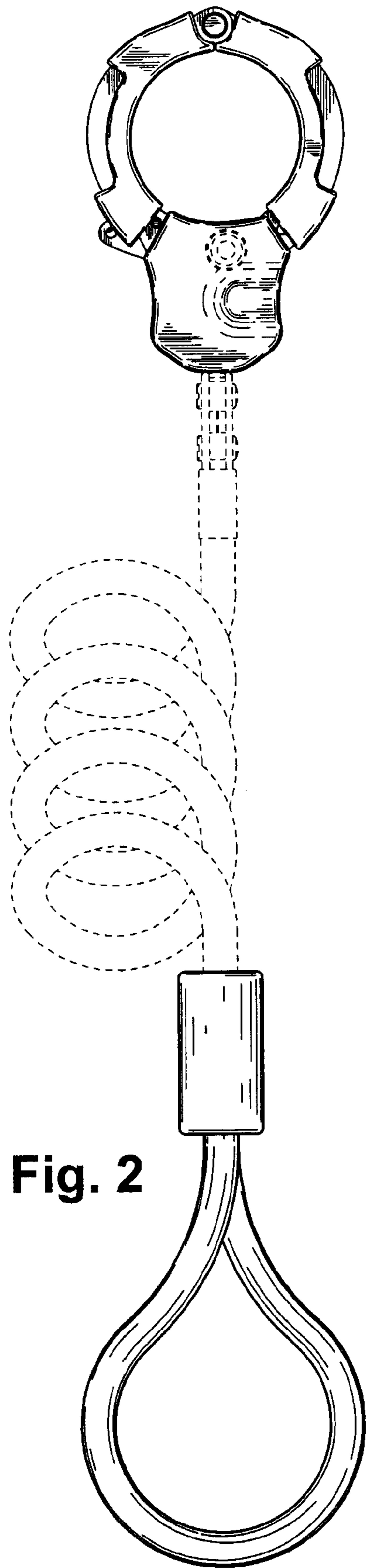
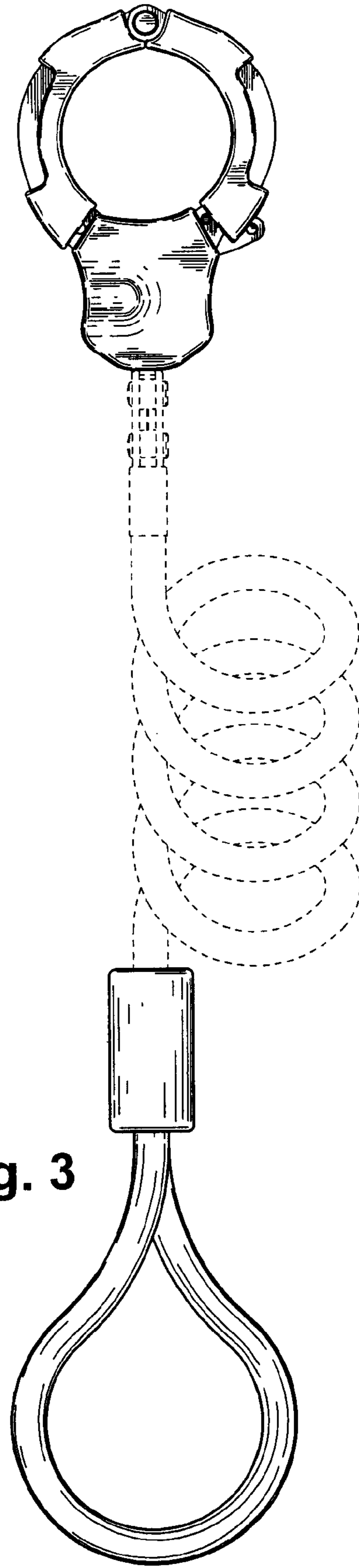


Fig. 1



**Fig. 2**



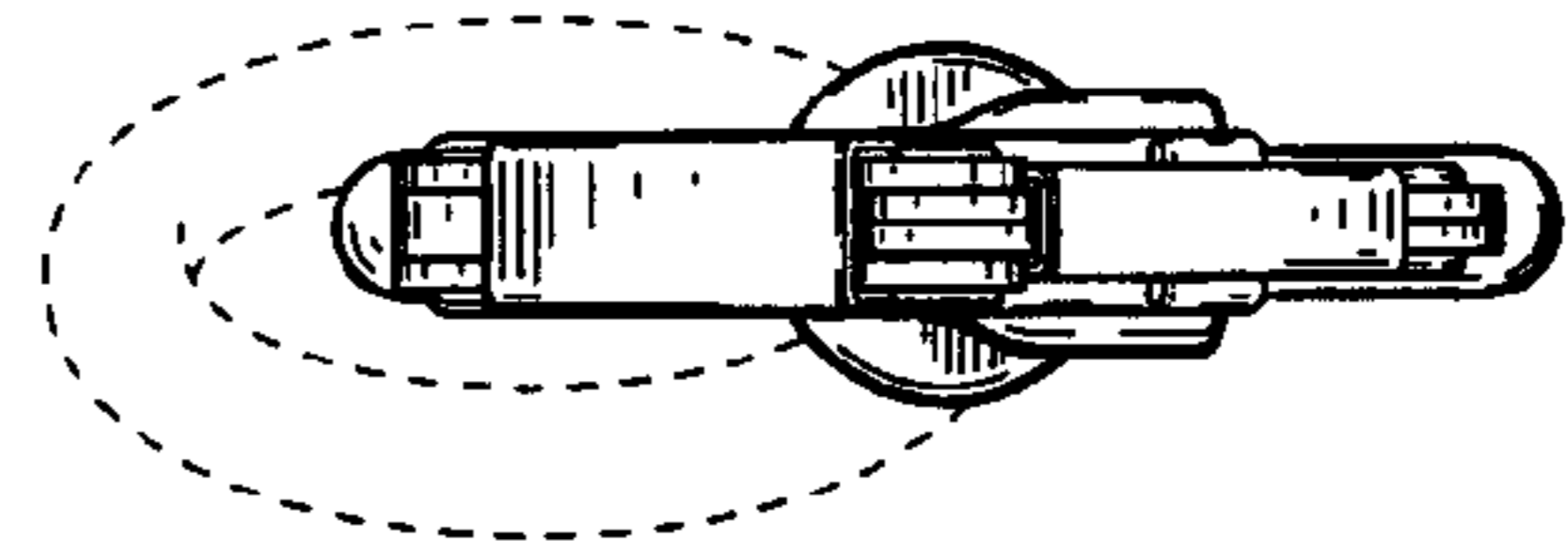
**Fig. 3**



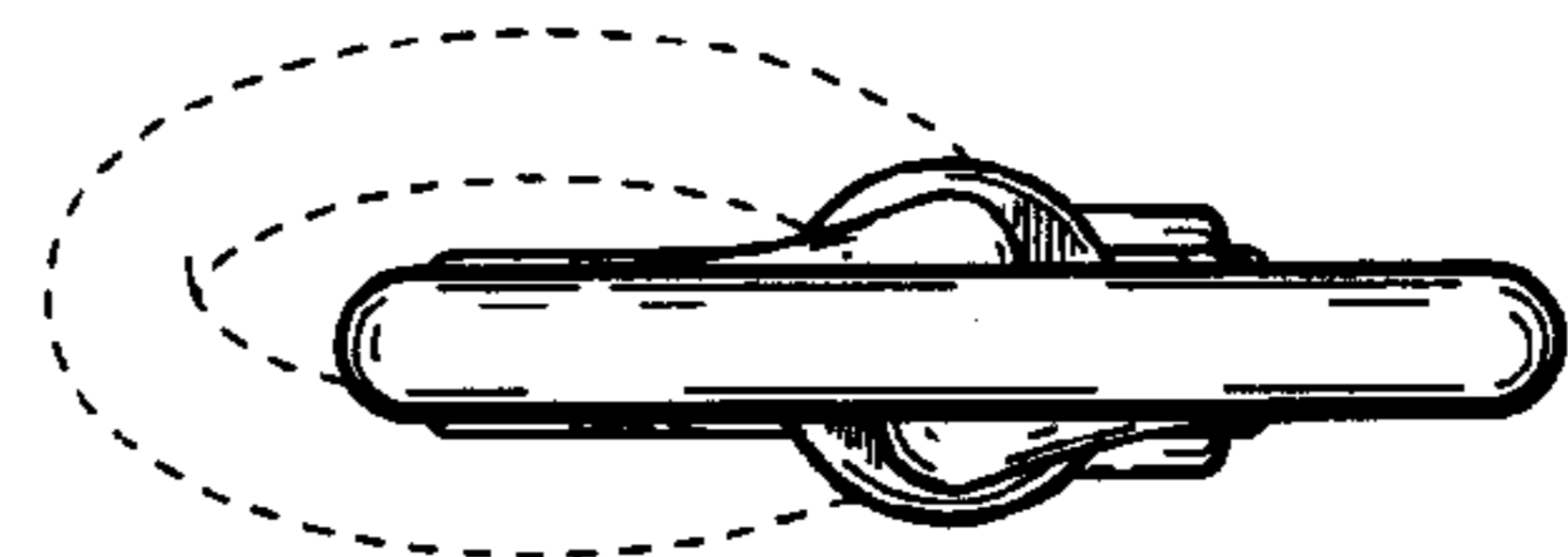
**Fig. 4**



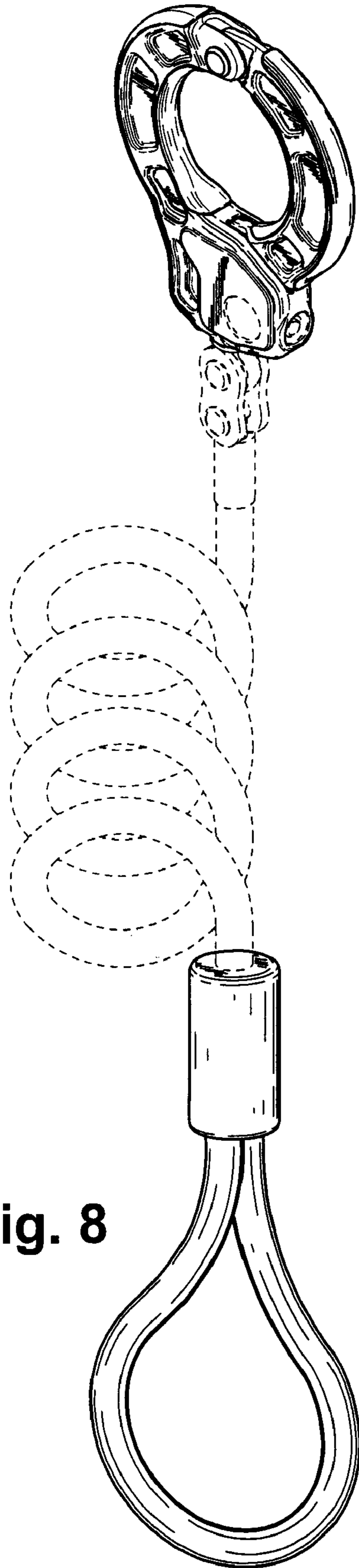
**Fig. 5**



**Fig. 6**

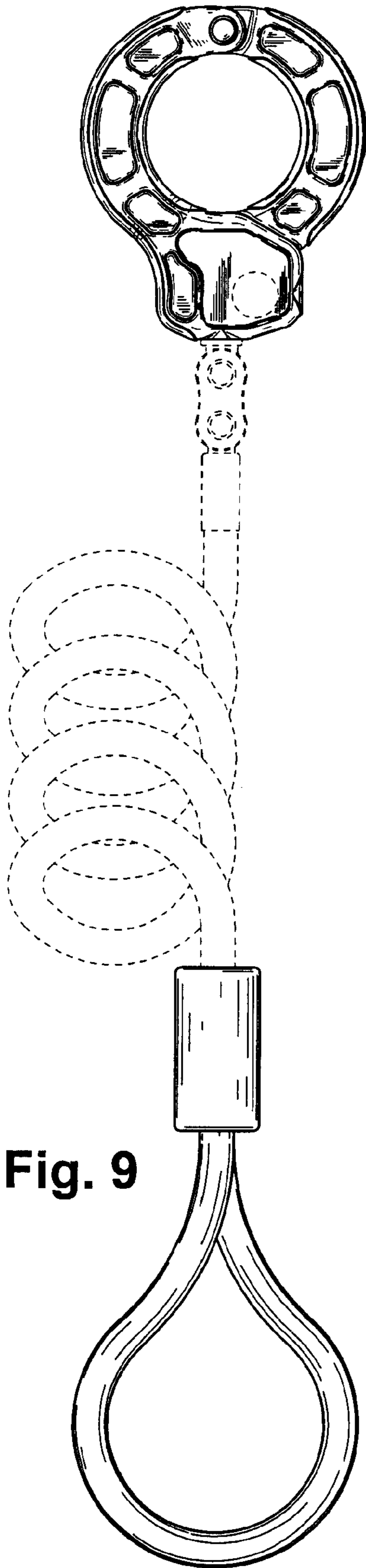


**Fig. 7**

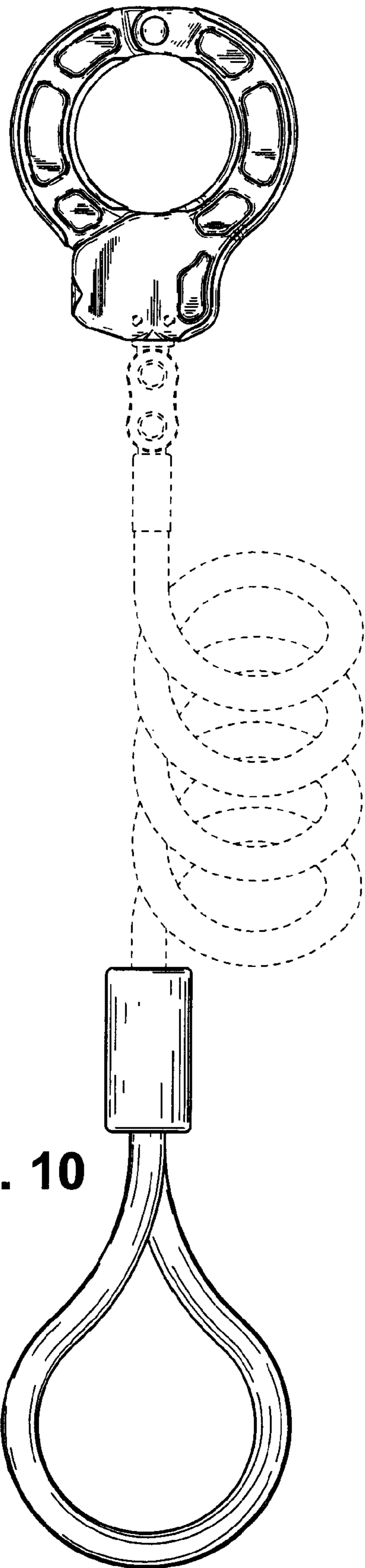


**Fig. 8**





**Fig. 9**



**Fig. 10**



Fig. 11




Fig. 12

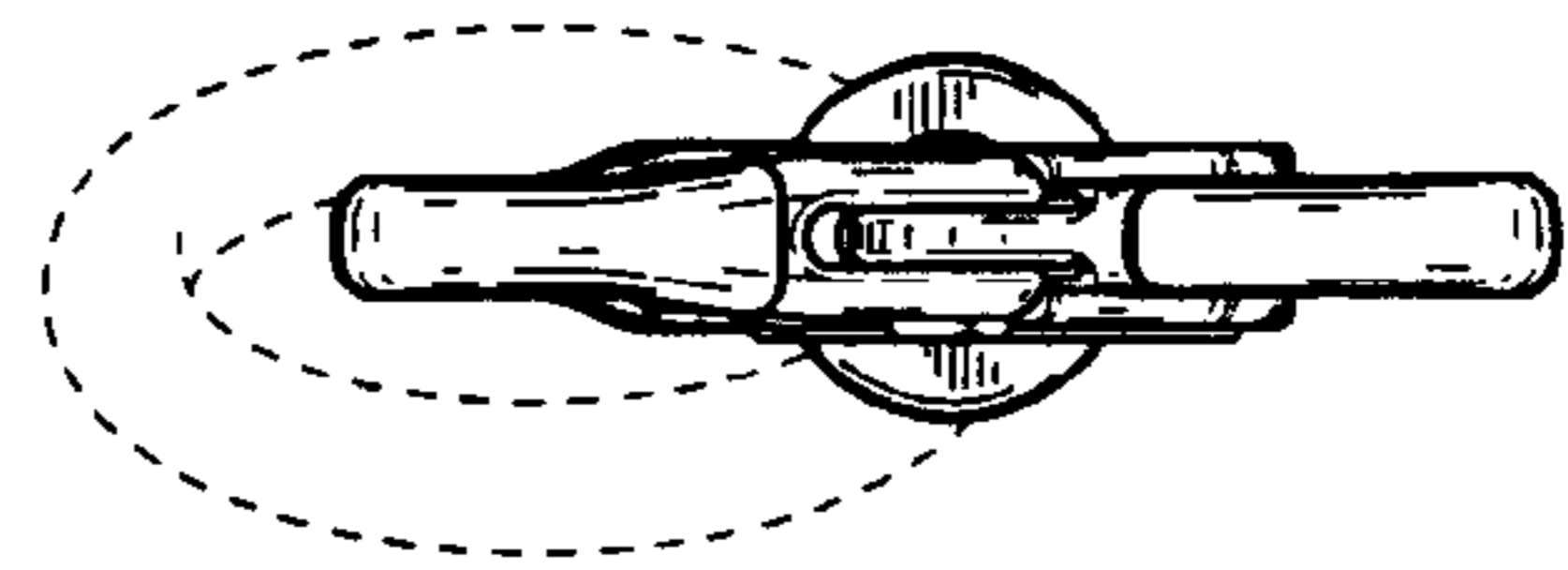


Fig. 13

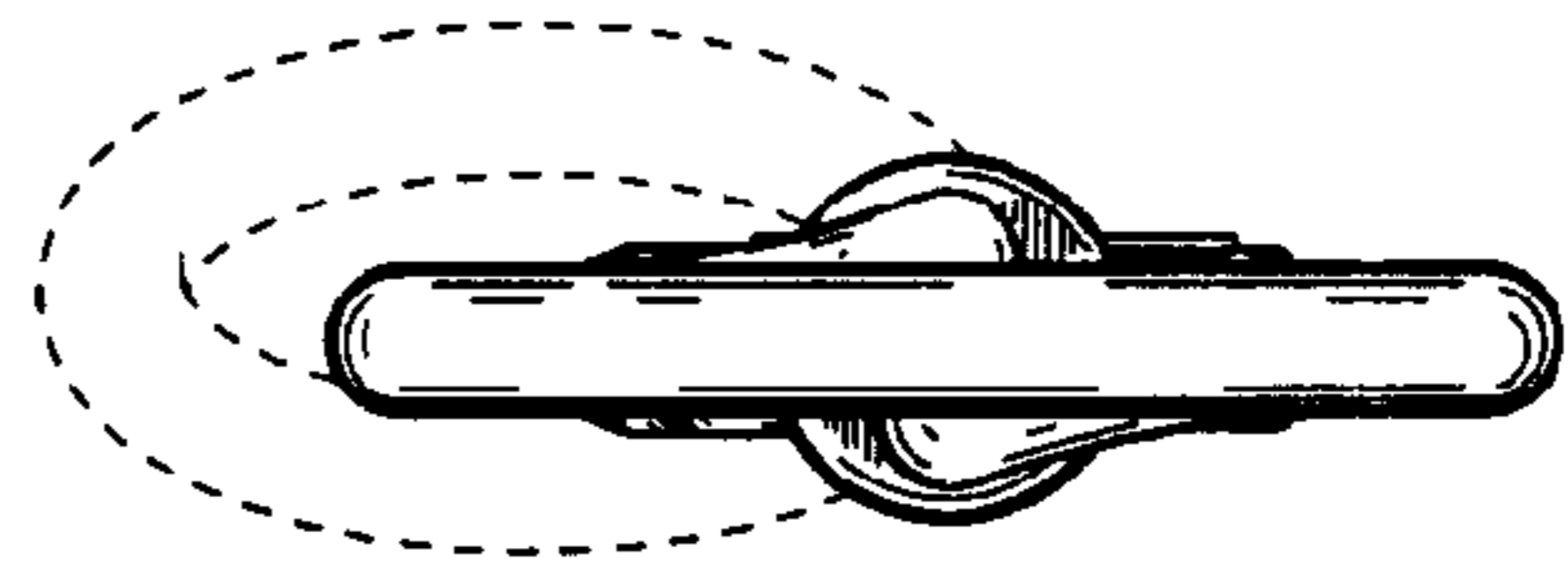


Fig. 14