



US00D570666S

(12) **United States Design Patent**
Samhammer et al.

(10) **Patent No.:** **US D570,666 S**
(45) **Date of Patent:** **** Jun. 10, 2008**

(54) **SLIDING DOOR HANDLE**
(75) Inventors: **Christopher Samhammer**, Redmond, WA (US); **Richard K. Simms**, Redmond, WA (US); **Linsey K. Mallory**, Montesano, WA (US); **Patrick C. Moran**, Seattle, WA (US); **Ximena Rozo**, Seattle, WA (US); **Juliane B. Trummer**, Seattle, WA (US)

(73) Assignee: **The Boeing Company**, Chicago, IL (US)

(**) Term: **14 Years**

(21) Appl. No.: **29/297,034**

(22) Filed: **Nov. 1, 2007**

Related U.S. Application Data

(62) Division of application No. 29/247,623, filed on Jun. 29, 2006, now Pat. No. Des. 559,077.

(51) **LOC (8) Cl.** **08-07**
(52) **U.S. Cl.** **D8/303**
(58) **Field of Classification Search** D8/300-303, D8/306, 313, 330-348; 292/137, 157, 163, 292/171, 175, 150, 26, 97, 356, 357, 336.3; 70/14, 51, 52, 141, 95-100; 16/412
See application file for complete search history.

(56) **References Cited**

U.S. PATENT DOCUMENTS

2,616,122 A * 11/1952 Curtiss, Jr. 16/412
2,783,494 A * 3/1957 Sterling et al. 16/412
D181,785 S * 12/1957 Duvall D8/306
D200,527 S * 3/1965 Fontaine D8/302
D226,301 S * 2/1973 Dushane, Jr. D8/302
D258,561 S * 3/1981 Dallaire D8/300
4,705,442 A 11/1987 Fucci
D303,618 S 9/1989 Russell et al.
5,630,632 A 5/1997 Swan
D384,266 S * 9/1997 Mantarakis et al. D8/301

D385,474 S 10/1997 Rechberg
D415,406 S 10/1999 Weinerman et al.
D452,952 S 1/2002 Teskey
6,340,933 B1 1/2002 Chen et al.
D458,110 S 6/2002 Landeros
D471,428 S 3/2003 Mirick
D479,974 S * 9/2003 Sugimura D8/330
6,676,177 B2 1/2004 Daoud et al.
6,829,150 B2 12/2004 Larson
D520,334 S * 5/2006 Christie D8/313
D523,725 S * 6/2006 Chen D8/301
D525,111 S * 7/2006 Farrell et al. D8/331
D531,882 S 11/2006 Haugaard et al.
D543,437 S 5/2007 Mallory et al.
D543,831 S 6/2007 Druckman et al.
2002/0171249 A1 11/2002 Daoud et al.

FOREIGN PATENT DOCUMENTS

WO 2004/021747 A2 3/2004

* cited by examiner

Primary Examiner—Mitchell I Siegel
(74) *Attorney, Agent, or Firm*—Ostrager Chong Flaherty & Broitman P.C.

(57) **CLAIM**

The ornamental design for a sliding door handle, as shown and described.

DESCRIPTION

FIG. 1 is a perspective view of a first embodiment of a sliding door handle in accordance with the present invention;
FIG. 2 is a front elevational view thereof;
FIG. 3 is a top view thereof;
FIG. 4 is a left side view thereof;
FIG. 5 is a perspective view of a second embodiment of a sliding door handle of the invention; and,
FIG. 6 is a front elevational view thereof.

1 Claim, 5 Drawing Sheets






FIG. 1




FIG.2




FIG. 3

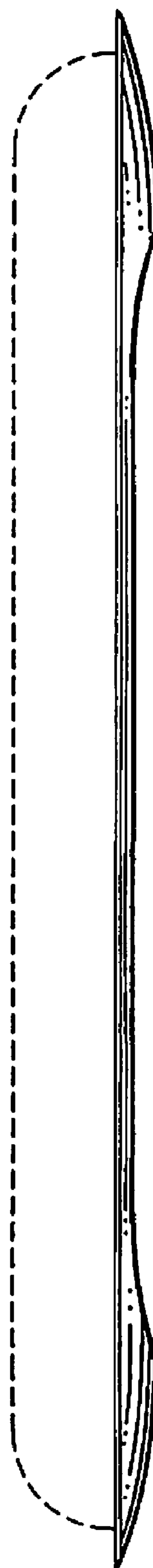


FIG. 4




FIG.5




FIG.6