

US00D570663S

(12) **United States Design Patent**  
**Duggan**

(10) **Patent No.:** **US D570,663 S**  
(45) **Date of Patent:** **\*\* Jun. 10, 2008**

(54) **HARD TILE DRILL BIT**

(75) Inventor: **Paul Edward Duggan**, Cambridge (GB)

(73) Assignee: **C4 Carbides Limited**, Cambridge (GB)

(\*\*) Term: **14 Years**

(21) Appl. No.: **29/261,346**

(22) Filed: **Jun. 13, 2006**

(30) **Foreign Application Priority Data**  
Jun. 2, 2006 (EM) ..... 000539705

(51) **LOC (8) Cl.** ..... **08-05**

(52) **U.S. Cl.** ..... **D8/70**

(58) **Field of Classification Search** ..... D8/5-9,  
D8/16, 19, 20, 61-74, 80, 90, 93, 98, 99,  
D8/105, 107, 303, 312, 314, 394-396; D15/7,  
D15/15, 17, 29, 77, 78, 124-140; 30/346,  
30/347; 83/478, 676, 834, 835, 839, 848,  
83/852, 854, 855; 125/15, 18; 144/230,  
144/231; 451/41, 47, 56, 324, 443, 451,  
451/523, 533, 544, 545, 547, 548-551; 407/51,  
407/118; D24/146, 152, 176; 433/165, 166,  
433/176; 606/79, 82, 105.5, 176, 180, 205;  
227/147

See application file for complete search history.

(56) **References Cited**

U.S. PATENT DOCUMENTS

1,653,762 A \* 12/1927 Fegley et al. .... 279/82  
2,662,738 A \* 12/1953 Davis et al. .... 175/405.1  
2,725,558 A \* 12/1955 Munson ..... 227/147  
3,153,885 A \* 10/1964 Keller et al. .... 451/450  
D206,132 S \* 11/1966 Schmitt ..... D15/139  
4,296,656 A \* 10/1981 Ernst ..... 81/429  
D262,938 S \* 2/1982 Schulze ..... D8/70  
D264,930 S \* 6/1982 Lindsay ..... D8/70  
4,519,536 A \* 5/1985 Steigauf ..... 227/147  
4,702,651 A \* 10/1987 Kleine ..... 408/226  
4,890,779 A \* 1/1990 Giannuzzi ..... 227/139

4,934,717 A \* 6/1990 Budelman et al. .... 279/79  
D317,455 S \* 6/1991 Martin ..... D15/139  
D320,148 S \* 9/1991 Andrews ..... D8/70  
5,069,584 A \* 12/1991 Obermeier et al. .... 408/145  
D384,563 S \* 10/1997 Robinson ..... D8/70  
D385,468 S \* 10/1997 Wallach ..... D8/70  
D401,828 S \* 12/1998 Schneider ..... D8/70  
D401,830 S \* 12/1998 Schneider ..... D8/70  
D408,831 S \* 4/1999 McGregor ..... D15/139  
D416,267 S \* 11/1999 Reilly ..... D15/139  
6,179,302 B1 \* 1/2001 Gauthier et al. .... 279/75  
6,595,844 B1 \* 7/2003 Mizuno et al. .... 451/540  
6,637,279 B2 \* 10/2003 Kroll et al. .... 73/866.5  
6,695,321 B2 \* 2/2004 Bedi et al. .... 279/22  
6,769,161 B2 \* 8/2004 Brown et al. .... 29/234  
6,877,751 B2 \* 4/2005 Hsing ..... 279/14  
6,935,325 B1 \* 8/2005 Getty ..... 125/20  
6,981,911 B2 \* 1/2006 Martina ..... 451/547  
7,017,678 B1 \* 3/2006 Alqadhi ..... 173/1  
D542,109 S \* 5/2007 Lebron ..... D8/70

\* cited by examiner

*Primary Examiner*—T. Chase Nelson  
*Assistant Examiner*—Karen Acker  
(74) *Attorney, Agent, or Firm*—Nixon & Vanderhye P.C.

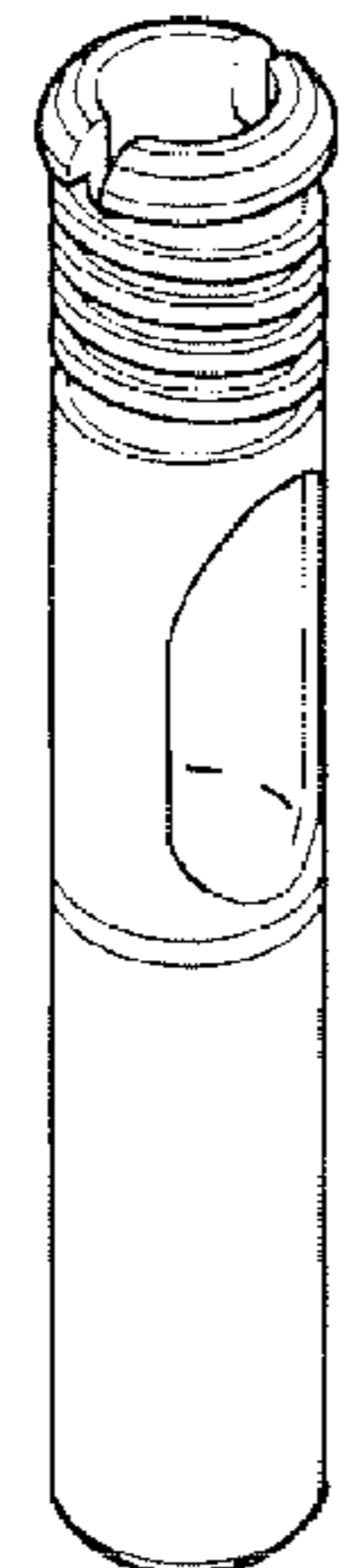
(57) **CLAIM**

The ornamental design for a hard tile drill bit, as shown and described.

**DESCRIPTION**

FIG. 1 is a perspective view of a hard tile drill bit according to the present invention;  
FIG. 2 is a side view of the hard tile drill bit in FIG. 1;  
FIG. 3 is the side view opposite the side shown in FIG. 2 of the hard tile drill bit;  
FIG. 4 is an end view;  
FIG. 5 is an end view;  
FIG. 6 is another side view; and,  
FIG. 7 is yet another side view.

**1 Claim, 3 Drawing Sheets**



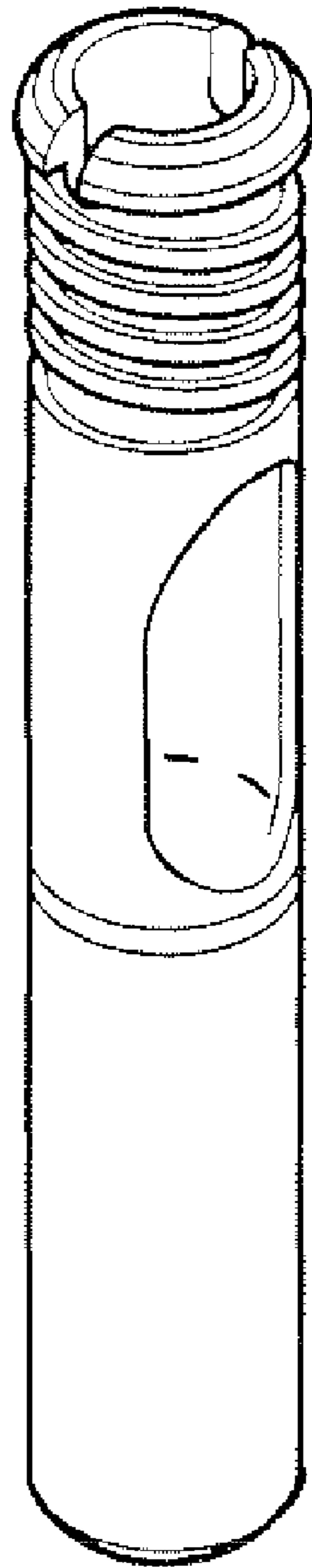


FIG. 1

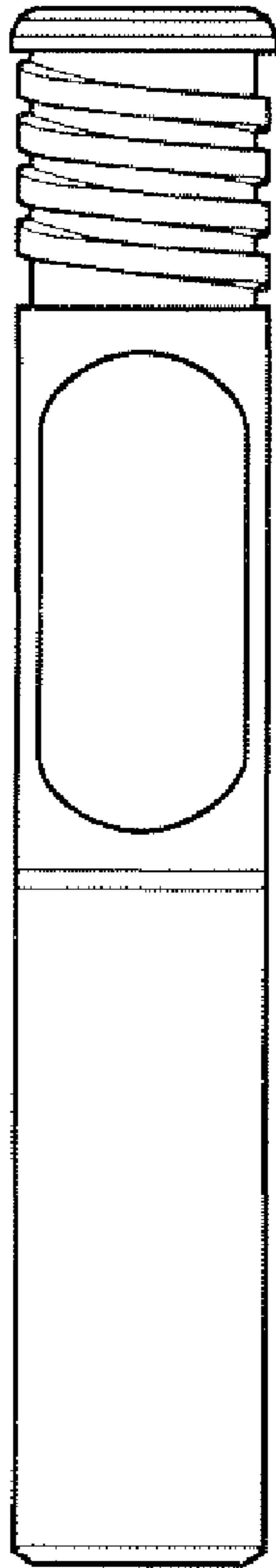


FIG. 2

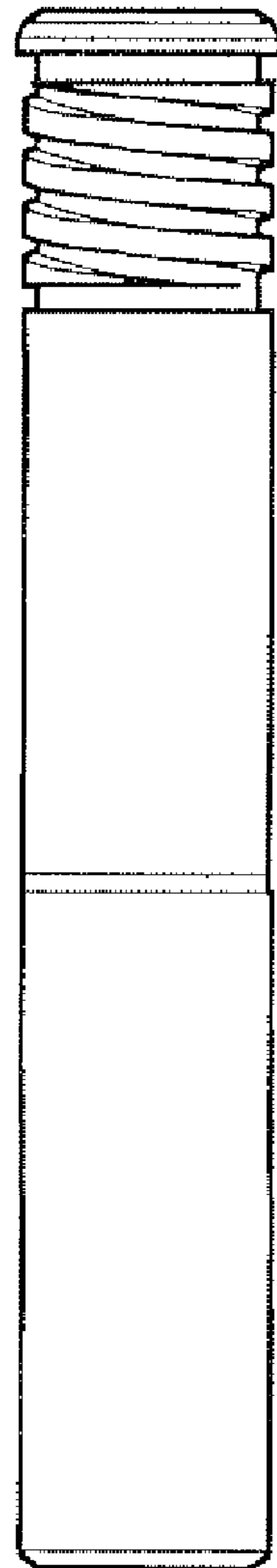


FIG. 3

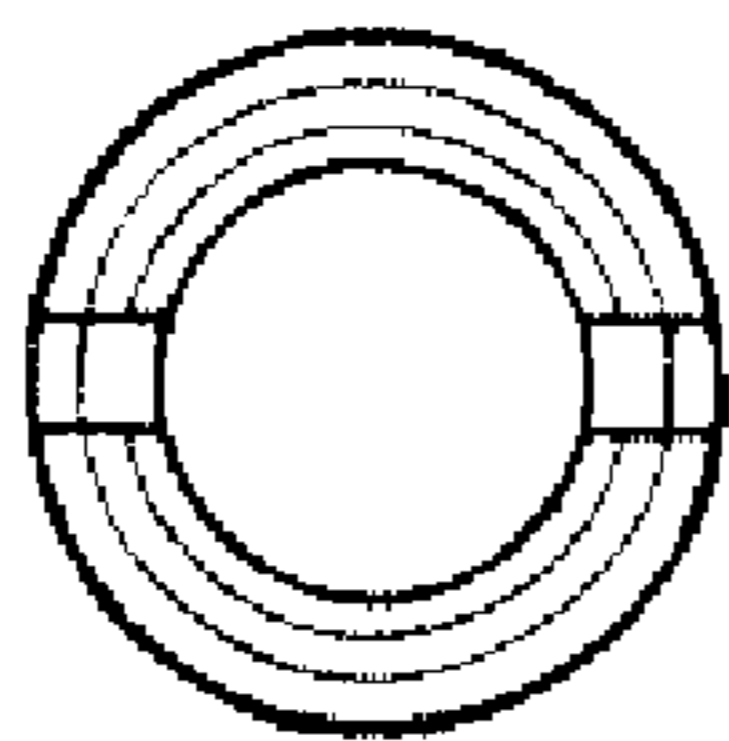


FIG. 4

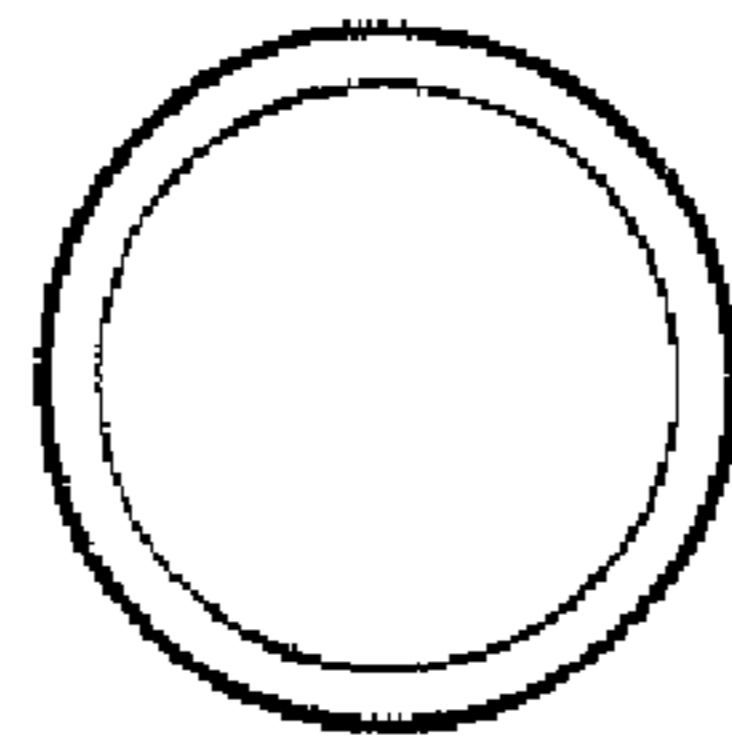


FIG. 5

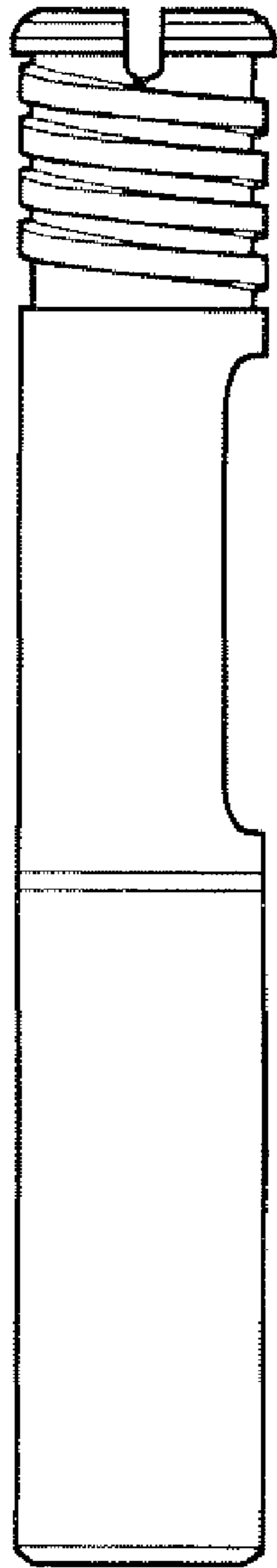


FIG. 6

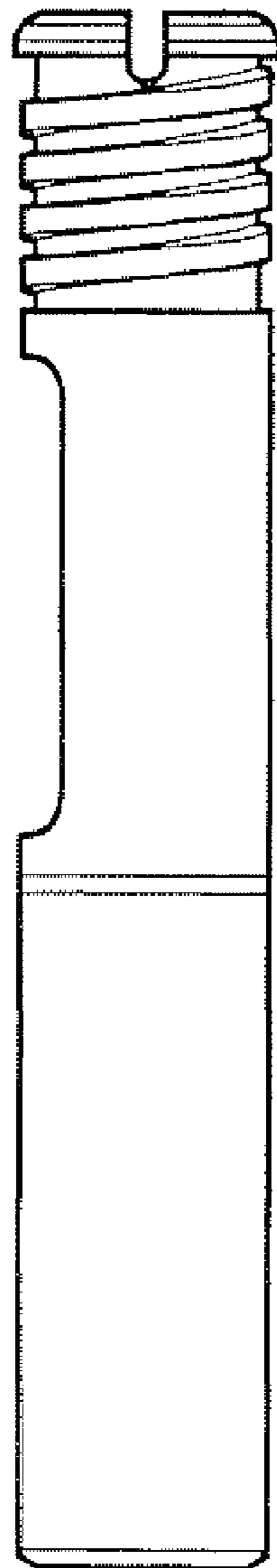


FIG. 7