

US00D570657S

(12) **United States Design Patent**  
**Hsieh**

(10) **Patent No.:** **US D570,657 S**

(45) **Date of Patent:** **\*\* Jun. 10, 2008**

(54) **SIX TEETH SOCKET**

(76) **Inventor:** **Chih-Ching Hsieh**, 235 Chung - Ho  
Box 8-24, Taipei (TW)

(\*\*) **Term:** **14 Years**

(21) **Appl. No.:** **29/258,690**

(22) **Filed:** **Apr. 26, 2006**

(51) **LOC (8) Cl.** ..... **08-05**

(52) **U.S. Cl.** ..... **D8/29**

(58) **Field of Classification Search** ..... D8/21-29;  
81/176.1, 119, 186, 177.1, 177.8, 177.9, 185.1,  
81/120, 121.1, 125.1, 177.85, 3.4, 177.4,  
81/492, 58, 57, 13, 177.7, 60-63.2, 166-170,  
81/490

See application file for complete search history.

(56) **References Cited**

**U.S. PATENT DOCUMENTS**

4,512,220 A \* 4/1985 Barnhill et al. .... 81/121.1  
D474,382 S \* 5/2003 Tsai ..... D8/29

6,736,580 B2 \* 5/2004 Schultz ..... 411/403  
D498,778 S \* 11/2004 Hu ..... D15/148  
7,226,262 B2 \* 6/2007 Schultz ..... 411/403  
2004/0093996 A1 \* 5/2004 Fu ..... 81/121.1

\* cited by examiner

*Primary Examiner*—Raphael Barkai  
*Assistant Examiner*—Randall H Gholson

(57) **CLAIM**

The ornamental design for a six teeth socket, as shown and described.

**DESCRIPTION**

FIG. 1 is a perspective view of a six teeth socket showing my new design.


FIG. 2 is a front elevational view thereof.

FIG. 3 is a rear elevational view thereof.

FIG. 4 is a left side view thereof; and,

FIG. 5 is a right side view thereof.

**1 Claim, 3 Drawing Sheets**






FIG. 1




FIG. 2




FIG. 3




FIG. 4




FIG. 5