

US00D570656S

(12) **United States Design Patent**
Huie

(10) **Patent No.:** **US D570,656 S**

(45) **Date of Patent:** **** Jun. 10, 2008**

(54) **WICK DIPPER**

(76) Inventor: **Bryce E. Huie**, P.O. Box 11027,
Memphis, TN (US) 38111

(**) Term: **14 Years**

(21) Appl. No.: **29/280,171**

(22) Filed: **May 18, 2007**

(51) **LOC (8) Cl.** **08-05**

(52) **U.S. Cl.** **D8/19**

(58) **Field of Classification Search** D8/14,
D8/16, 18-20, 33, 40-43, 45, 47, 71, 88,
D8/89, 98, 102, 103, 367; D18/56, 57; D19/65;
D26/23; D27/195, 196; D99/99; 7/170;
81/3.07, 3.27, 3.55, 488; 264/305; 431/120
See application file for complete search history.

(56) **References Cited**

U.S. PATENT DOCUMENTS

| | | | | |
|--------------|---------|------------------|-------|--------|
| D150,657 S * | 8/1948 | Richardson | | D8/102 |
| D344,665 S * | 3/1994 | Baker | | D8/88 |
| D375,670 S * | 11/1996 | Cox | | D8/103 |
| D389,390 S * | 1/1998 | Roberts | | D8/103 |
| D397,015 S * | 8/1998 | Hall et al. | | D8/88 |
| D459,959 S * | 7/2002 | Fetterman et al. | | D8/14 |
| D479,965 S * | 9/2003 | Song | | D8/33 |
| D507,157 S * | 7/2005 | Youngblood | | D7/642 |

| | | | | |
|-------------------|---------|---------------|-------|--------|
| D514,271 S * | 2/2006 | DeSetta | | D1/106 |
| D522,326 S * | 6/2006 | Chance et al. | | D8/14 |
| D552,799 S * | 10/2007 | Williams | | D8/14 |
| D555,993 S * | 11/2007 | Huie | | D8/19 |
| 2004/0064956 A1 * | 4/2004 | Tsai | | 30/342 |

* cited by examiner

Primary Examiner—Caron D. Veynar
Assistant Examiner—Garth Rademaker

(57) **CLAIM**

The ornamental design for a wick dipper, as shown and described.

DESCRIPTION

FIG. 1 is a perspective view of a wick dipper, showing the invention;

FIG. 2 is a top plan view thereof;

FIG. 3 is a bottom plan view thereof;

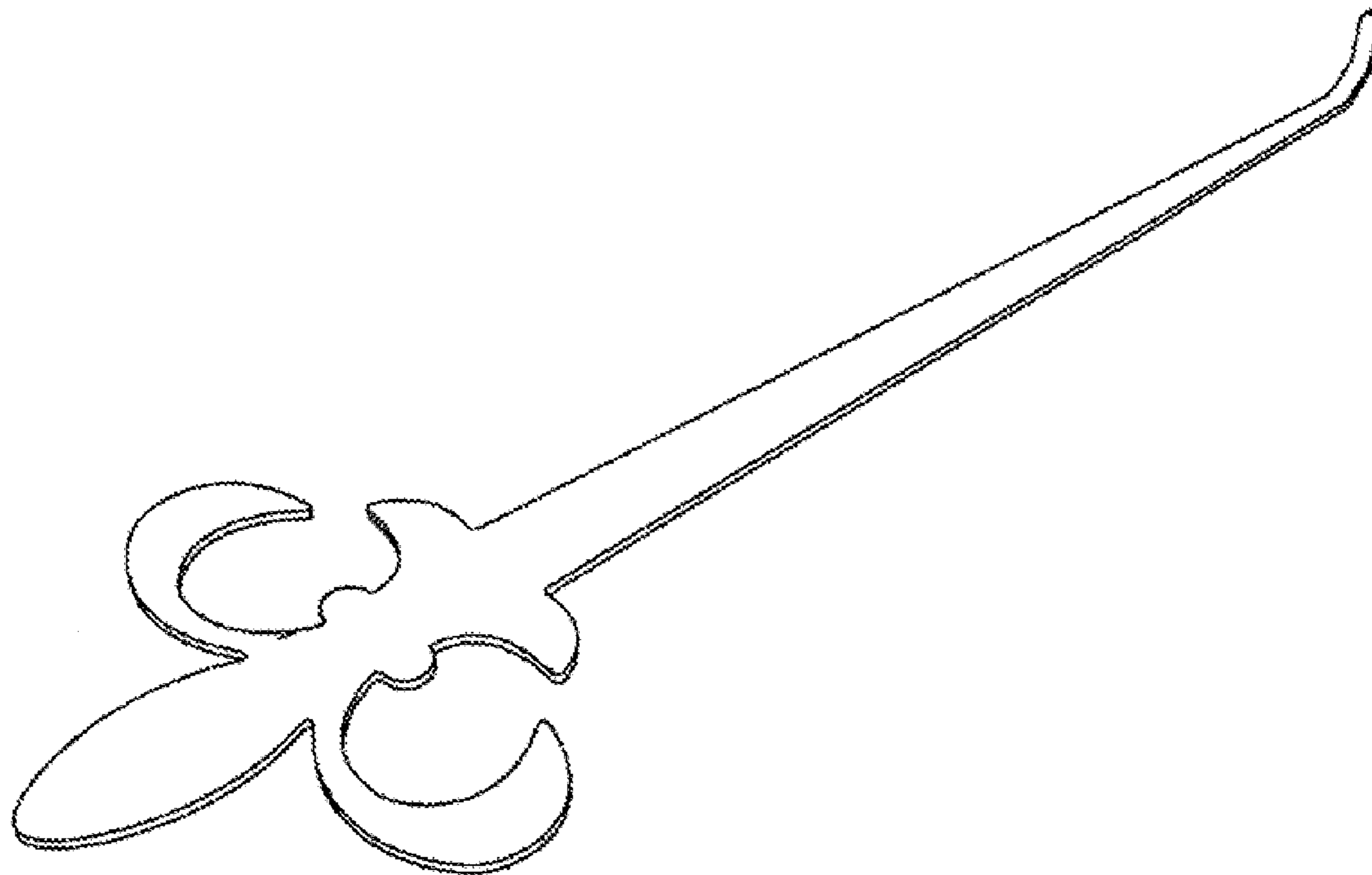
FIG. 4 is a rear elevation view thereof, shown at an enlarged scale;

FIG. 5 is a front elevation view thereof;

FIG. 6 is a left side elevation view thereof, shown at a reduced scale; and,

FIG. 7 is a right side elevation view thereof.

1 Claim, 3 Drawing Sheets



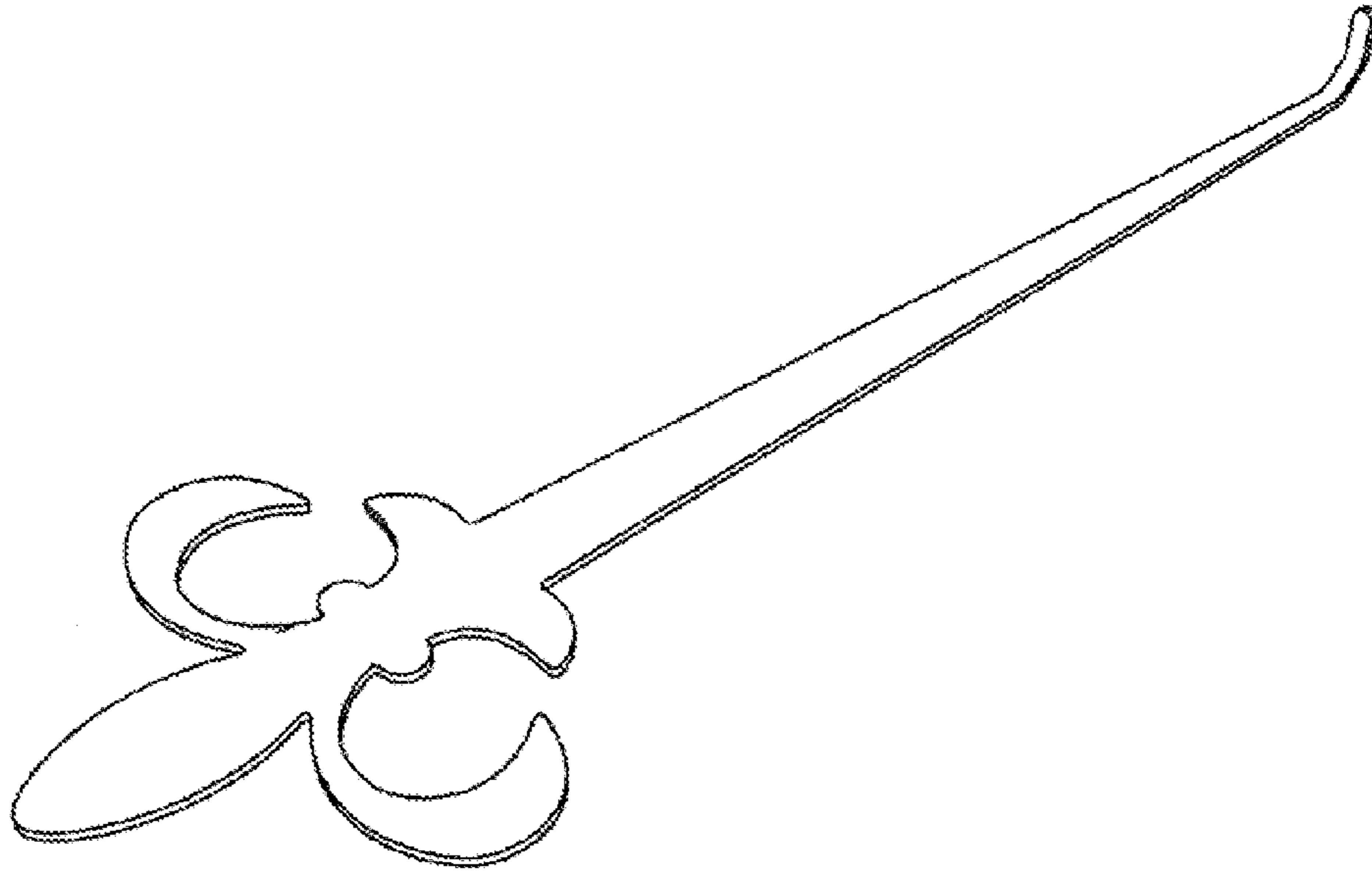


FIG. 1

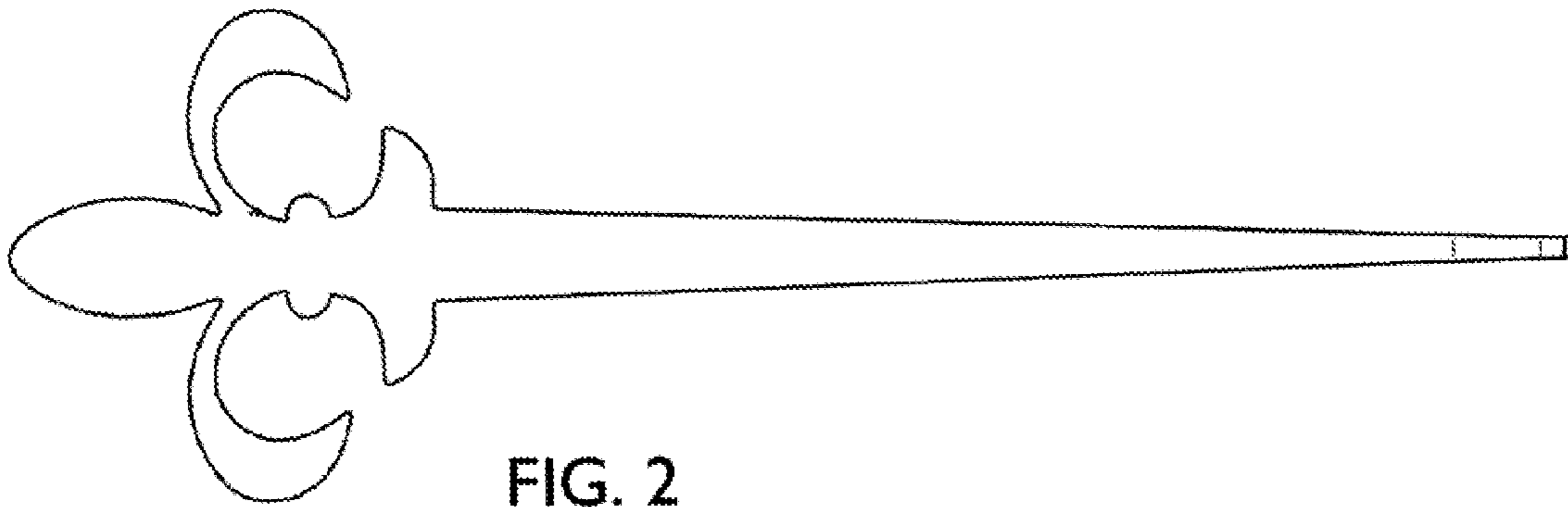


FIG. 2

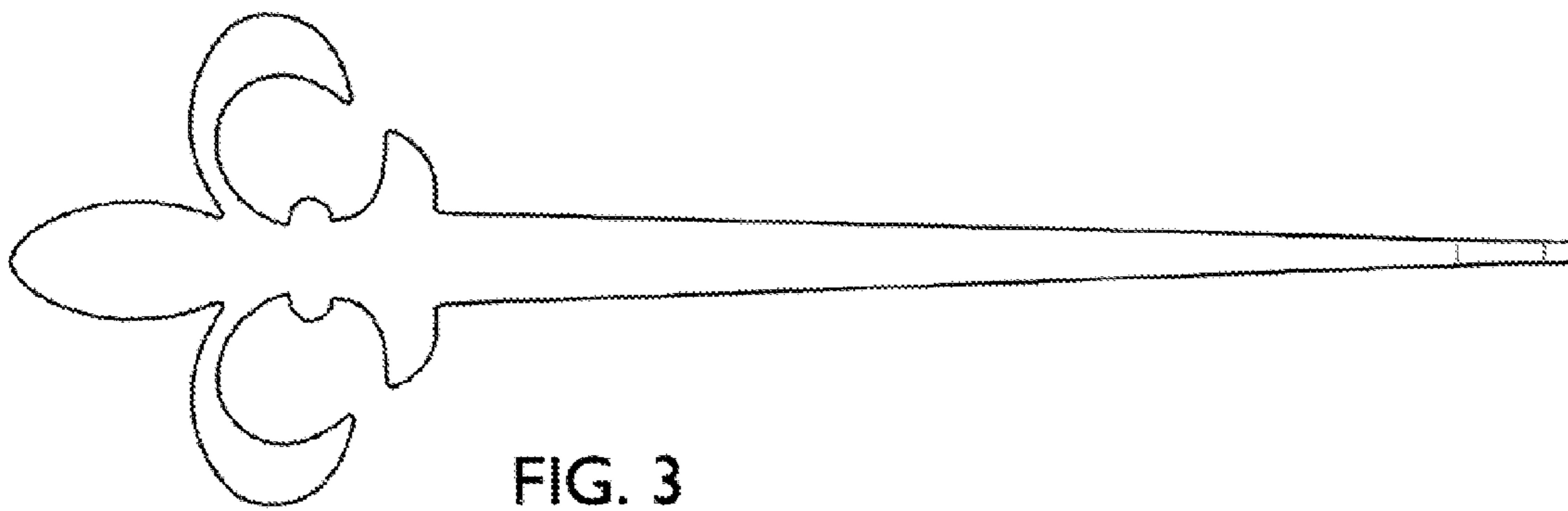


FIG. 3

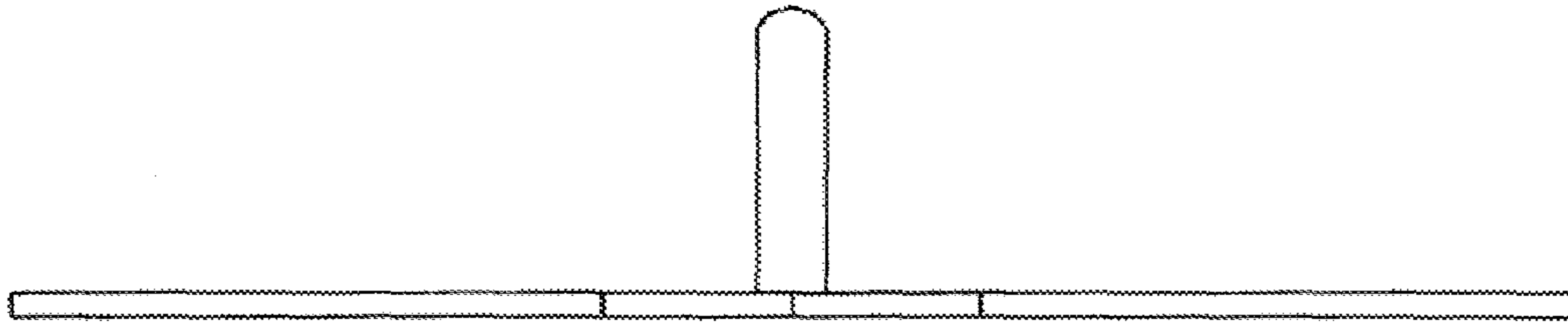


FIG. 4

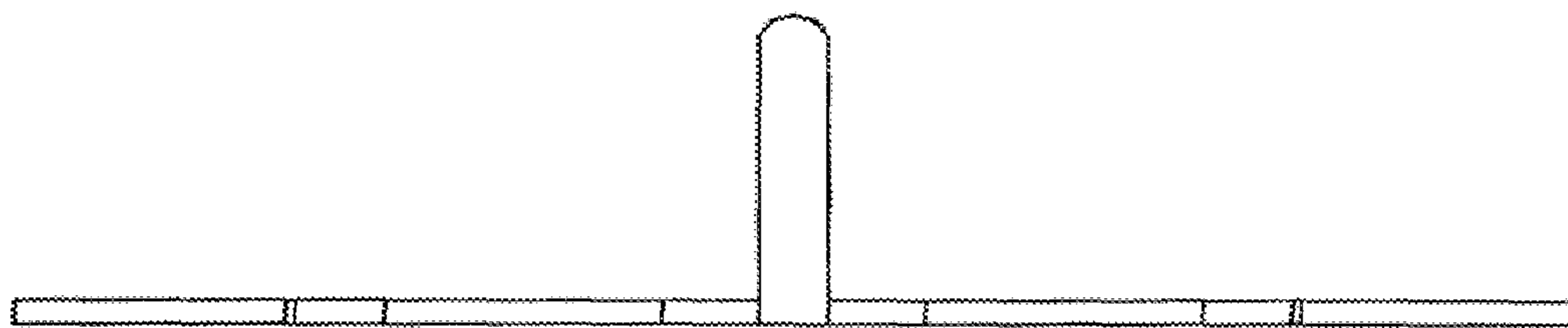


FIG. 5




FIG. 6



FIG. 7