



US00D570649S

(12) **United States Design Patent**
Luft

(10) **Patent No.:** **US D570,649 S**
(45) **Date of Patent:** **** Jun. 10, 2008**

(54) **PLATE**

(75) Inventor: **Andrea Luft**, München (DE)

(73) Assignee: **Villeroy & Boch AG**, Mettlach (DE)

(**) Term: **14 Years**

(21) Appl. No.: **29/264,156**

(22) Filed: **Aug. 4, 2006**

(30) **Foreign Application Priority Data**

Feb. 8, 2006 (EM) 000 476 759

(51) **LOC (8) Cl.** **07-01**

(52) **U.S. Cl.** **D7/566; D7/586**

(58) **Field of Classification Search** D7/500,
D7/543-549, 550.1, 552.1, 544.1-554.4,
D7/566, 570, 584, 586-587, 354; 220/23.4,
220/23.8, 23.83, 575, 737; 206/549, 0.84
See application file for complete search history.

(56) **References Cited**

U.S. PATENT DOCUMENTS

D243,380 S * 2/1977 Berger D7/354
D423,880 S * 5/2000 Rashid D7/545
D456,216 S * 4/2002 Kothe D7/549

D471,765 S * 3/2003 Wellner D7/550.1
D519,787 S * 5/2006 Kilders D7/549
D543,074 S * 5/2007 Luft D7/543
D550,511 S * 9/2007 Luft D7/566

FOREIGN PATENT DOCUMENTS

EM 000811989-0001 * 10/2007

* cited by examiner

Primary Examiner—Charles A. Rademaker

Assistant Examiner—Anna J Burmeister

(74) *Attorney, Agent, or Firm*—Friedrich Kueffner

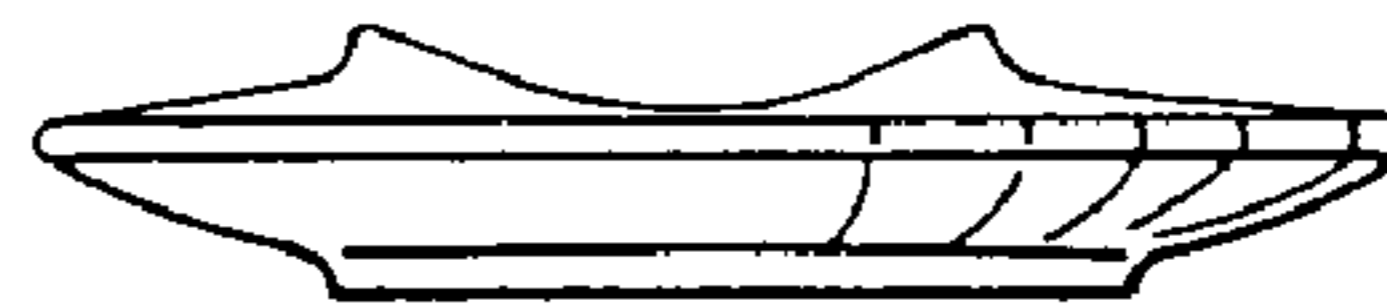

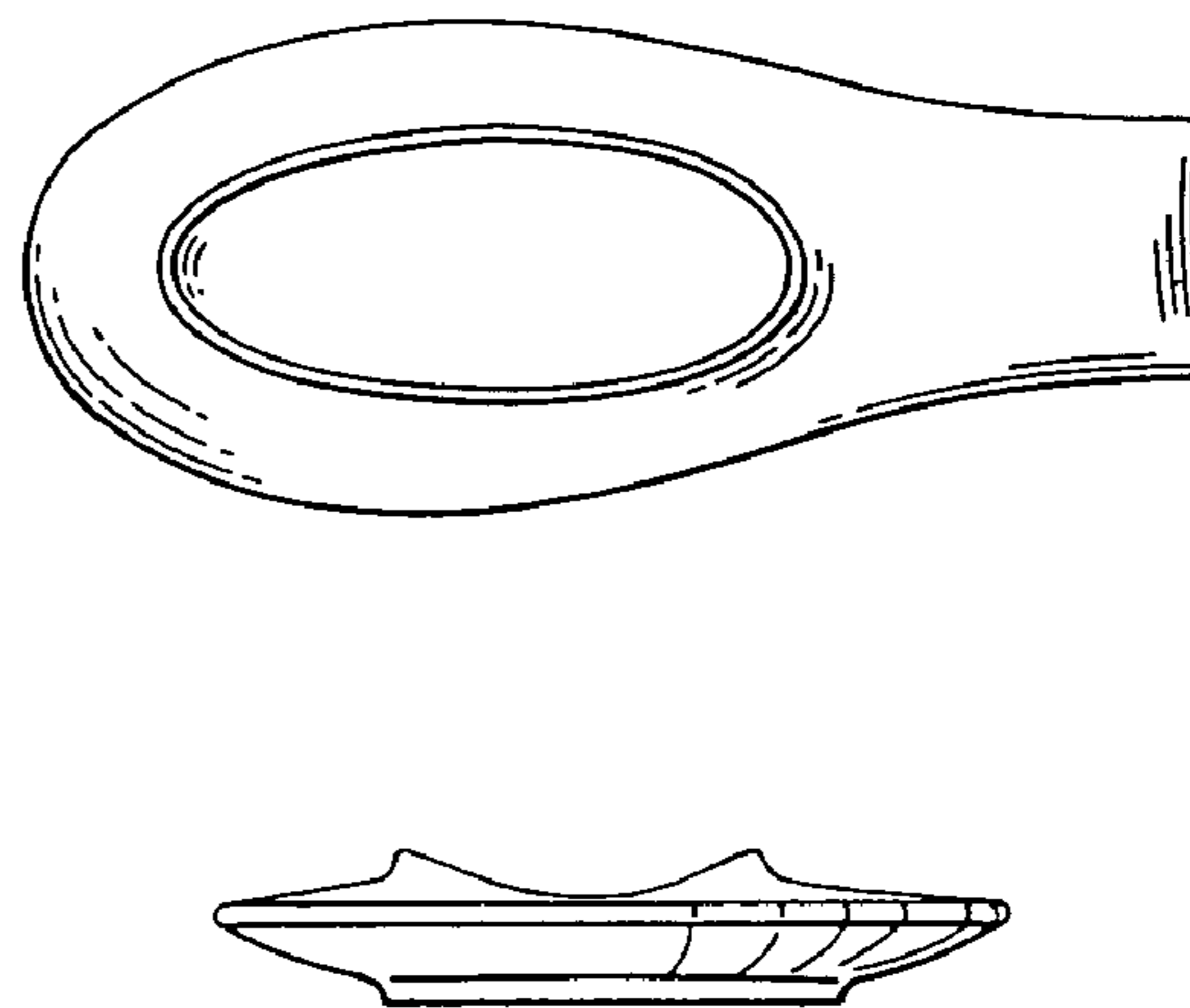
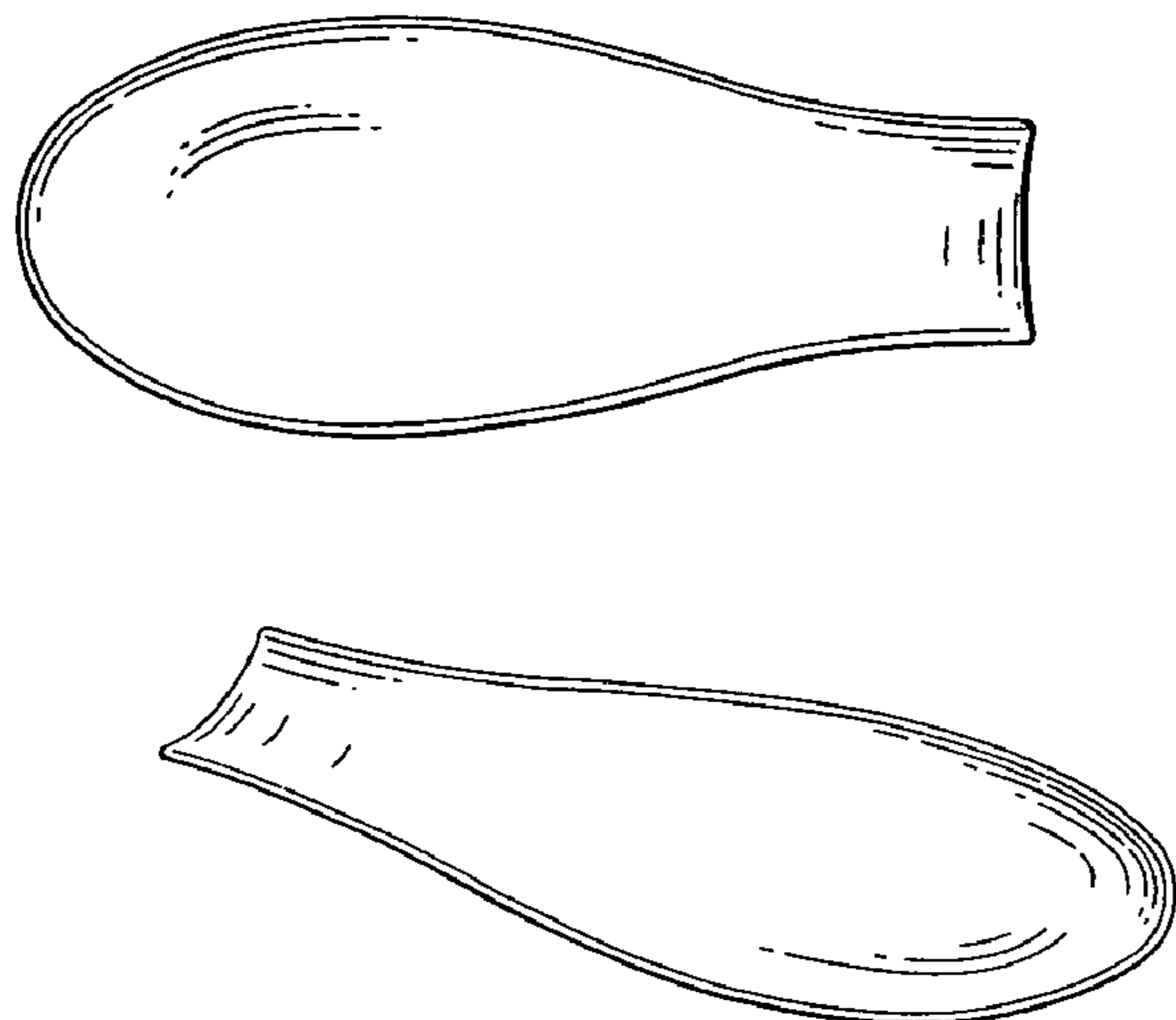
(57) **CLAIM**

The ornamental design for a plate, as shown and described.

DESCRIPTION

FIG. 1 is a top plan view of a plate, showing my new design;
FIG. 2 is a bottom plan view thereof;
FIG. 3 is a top, front, right side perspective view thereof;
FIG. 4 is right side elevational view thereof;
FIG. 5 is a front elevational view thereof;
FIG. 6 is a left side elevational view thereof; and,
FIG. 7 is a rear elevational view thereof.

1 Claim, 1 Drawing Sheet



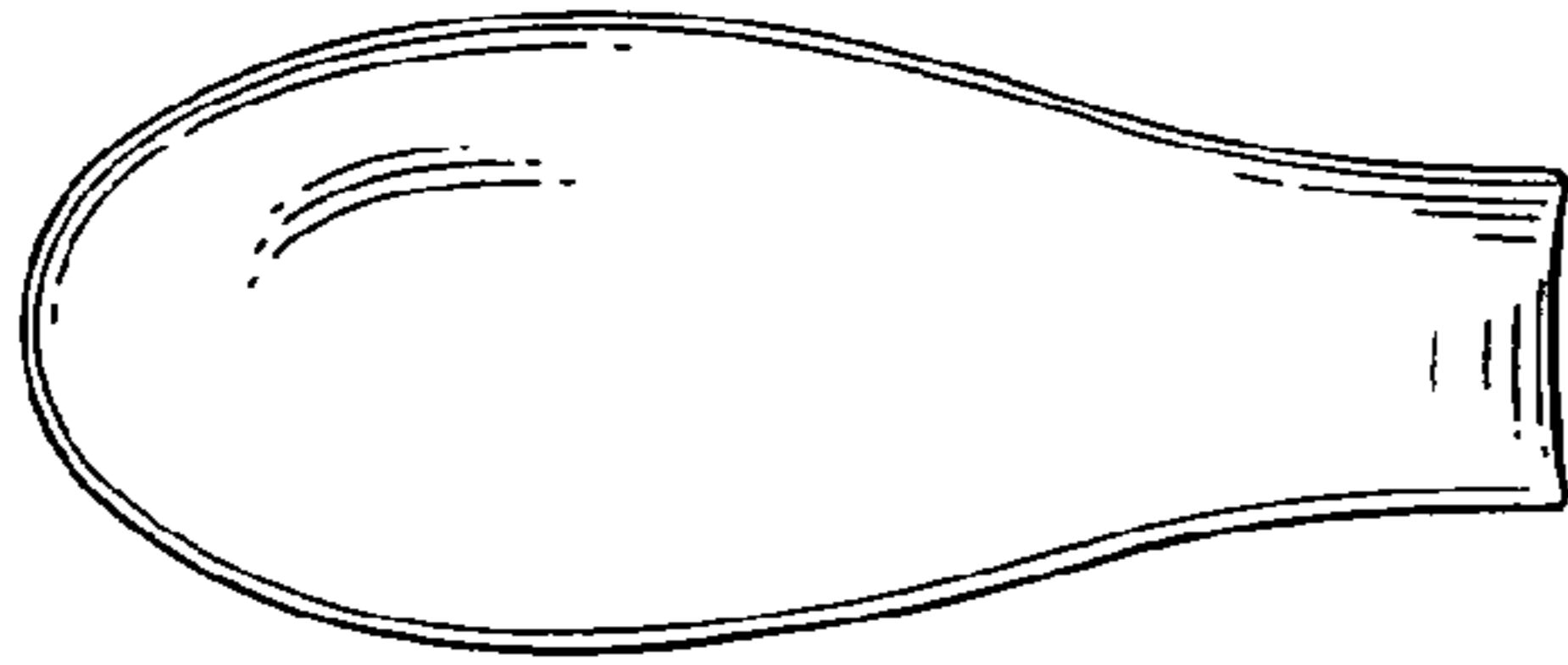


FIG. 1

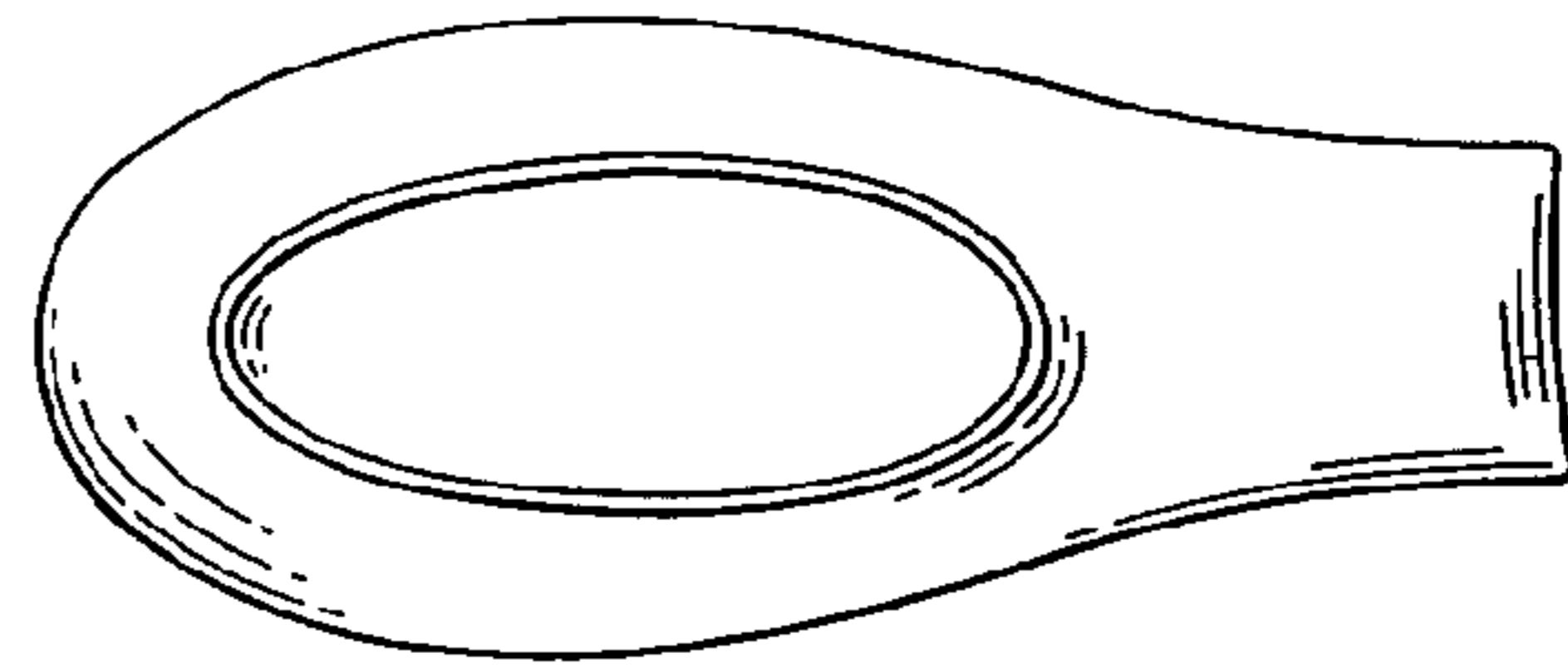


FIG. 2




FIG. 3

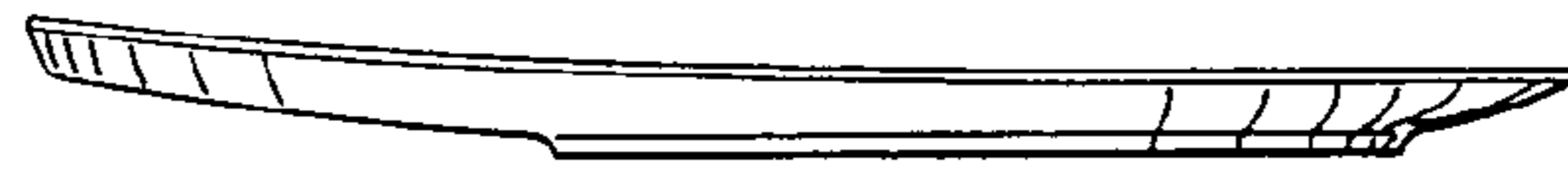


FIG. 4




FIG. 5

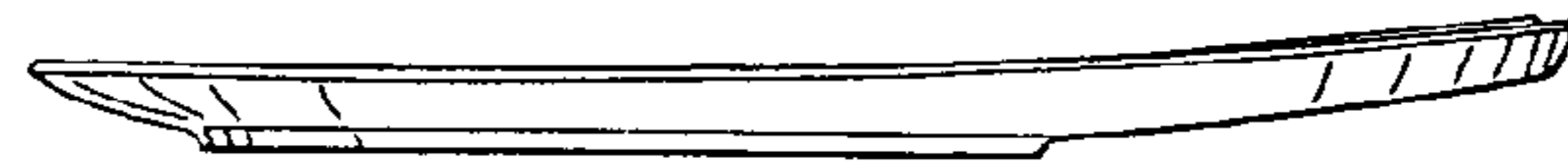


FIG. 6




FIG. 7