

US00D570645S

(12) **United States Design Patent**
Gonzalez et al.

(10) **Patent No.:** **US D570,645 S**

(45) **Date of Patent:** **** Jun. 10, 2008**

(54) **UTENSIL HANDLE**

(75) Inventors: **Mario Mata Gonzalez**, Kenosha, WI (US); **Jason Paul Grochowski**, Crown Point, IN (US)

(73) Assignee: **Weber-Stephen Products Co.**, Palatine, IL (US)

(**) Term: **14 Years**

(21) Appl. No.: **29/269,098**

(22) Filed: **Nov. 20, 2006**

(51) **LOC (8) Cl.** **07-02**

(52) **U.S. Cl.** **D7/395**

(58) **Field of Classification Search** D7/393,
D7/395, 401.2, 642-648, 683-687, 690-694;
D8/107, 307, 300; D4/138, 129; 16/430,
16/431, 110.1; 30/340; 294/7, 8
See application file for complete search history.

(56) **References Cited**

U.S. PATENT DOCUMENTS

D188,686 S	*	8/1960	Maynard	D7/395
D298,792 S		12/1988	Tucker		
D299,997 S		2/1989	Tucker et al.		
D311,120 S	*	10/1990	Cautereels et al.	D7/688
D402,167 S	*	12/1998	Durbin	D7/692
D447,385 S	*	9/2001	Saunders et al.	D7/395
D493,679 S	*	8/2004	Metzger-Boehringer	D7/692
D494,008 S	*	8/2004	Prommel et al.	D7/395
D502,051 S	*	2/2005	Stewart	D7/393
D513,926 S	*	1/2006	Zemel	D7/395
D535,145 S	*	1/2007	Zemel	D7/393

* cited by examiner

Primary Examiner—Holly H. Baynham

Assistant Examiner—Cynthia M. Chin

(74) *Attorney, Agent, or Firm*—David I. Roche; Daniel A. Tallitsch; Baker & McKenzie LLP

(57) **CLAIM**

The ornamental design for a utensil handle, as shown and described.

DESCRIPTION

FIG. 1 is a perspective view showing a first embodiment of our new design;

FIG. 2 is a front view thereof, the opposite side being a mirror image thereof;

FIG. 3 is a top view thereof;

FIG. 4 is a right side view thereof;

FIG. 5 is left side view thereof;

FIG. 6 is a perspective view showing a second embodiment of our new design;

FIG. 7 is a left side view thereof;

FIG. 8 is a right side view thereof;

FIG. 9 is a front view thereof, the opposite side being a mirror image thereof; and,

FIG. 10 is a top view thereof.

The broken lines immediately adjacent the shaded areas represent the bounds of the claim and all other broken lines are for illustrative purposes only. None of the broken lines form a part of the claimed design.

1 Claim, 4 Drawing Sheets

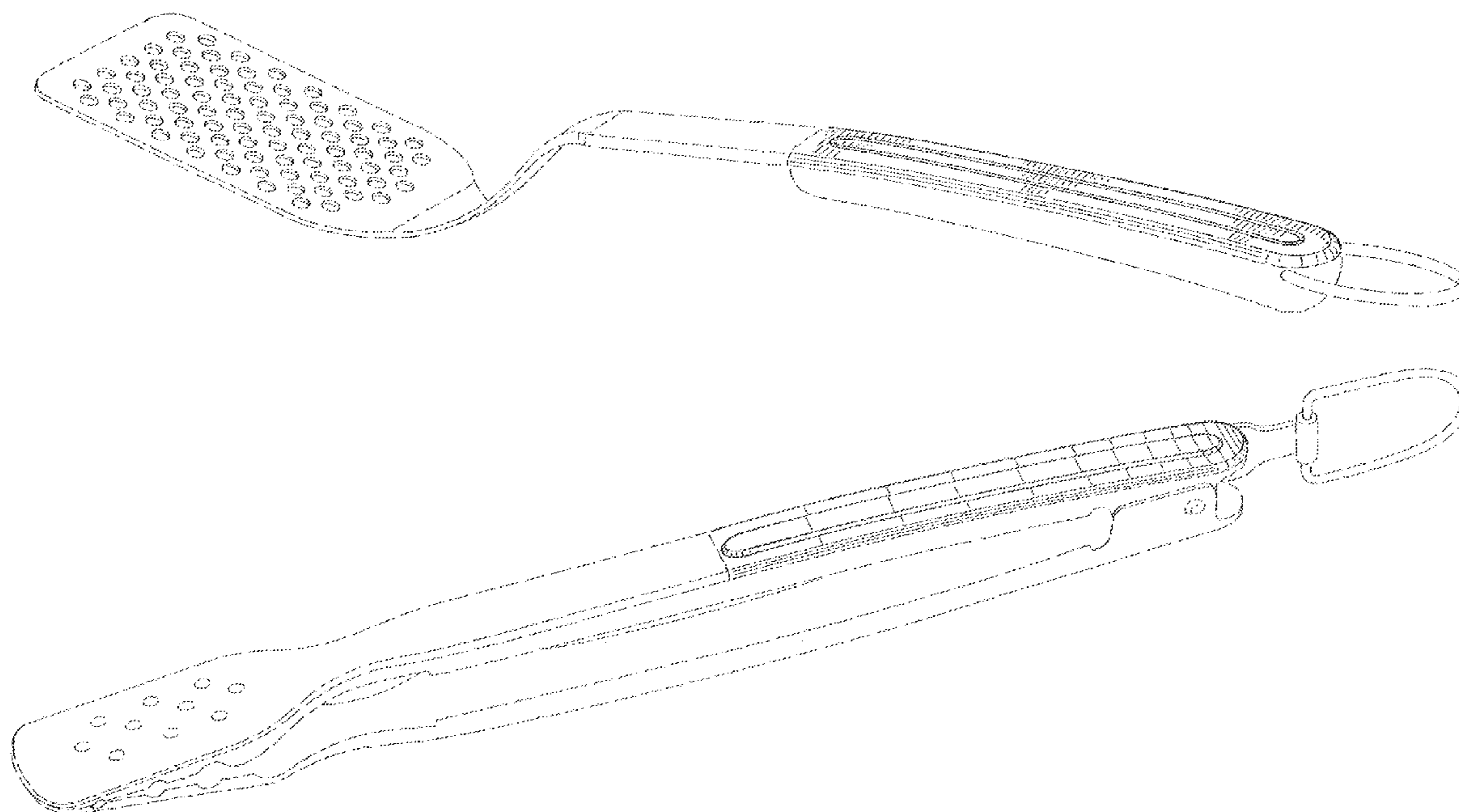


FIG. 1

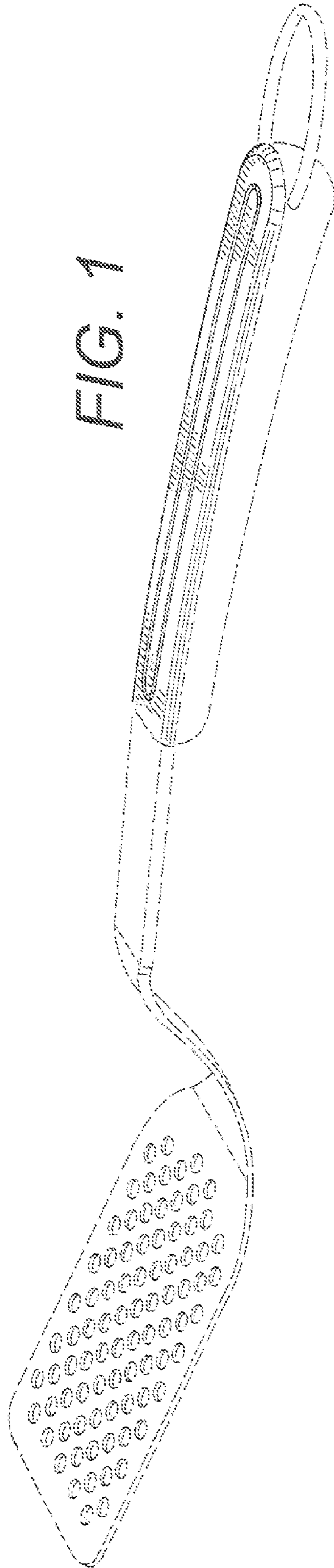
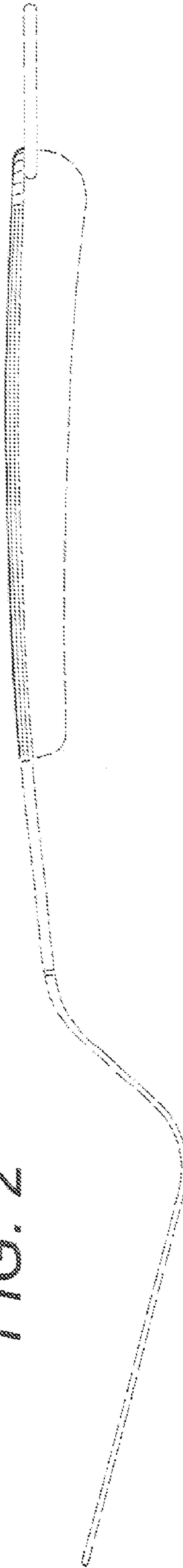
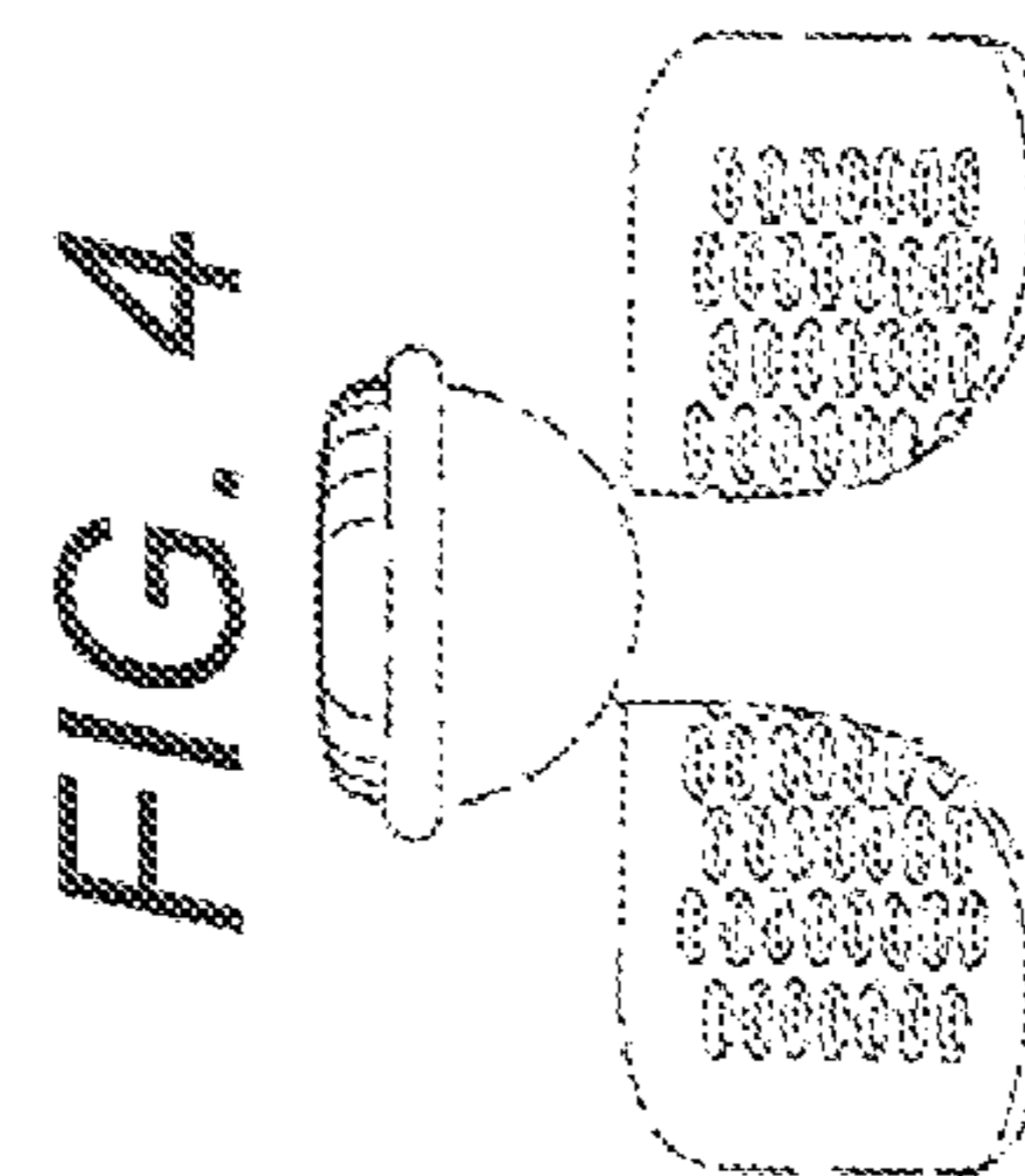
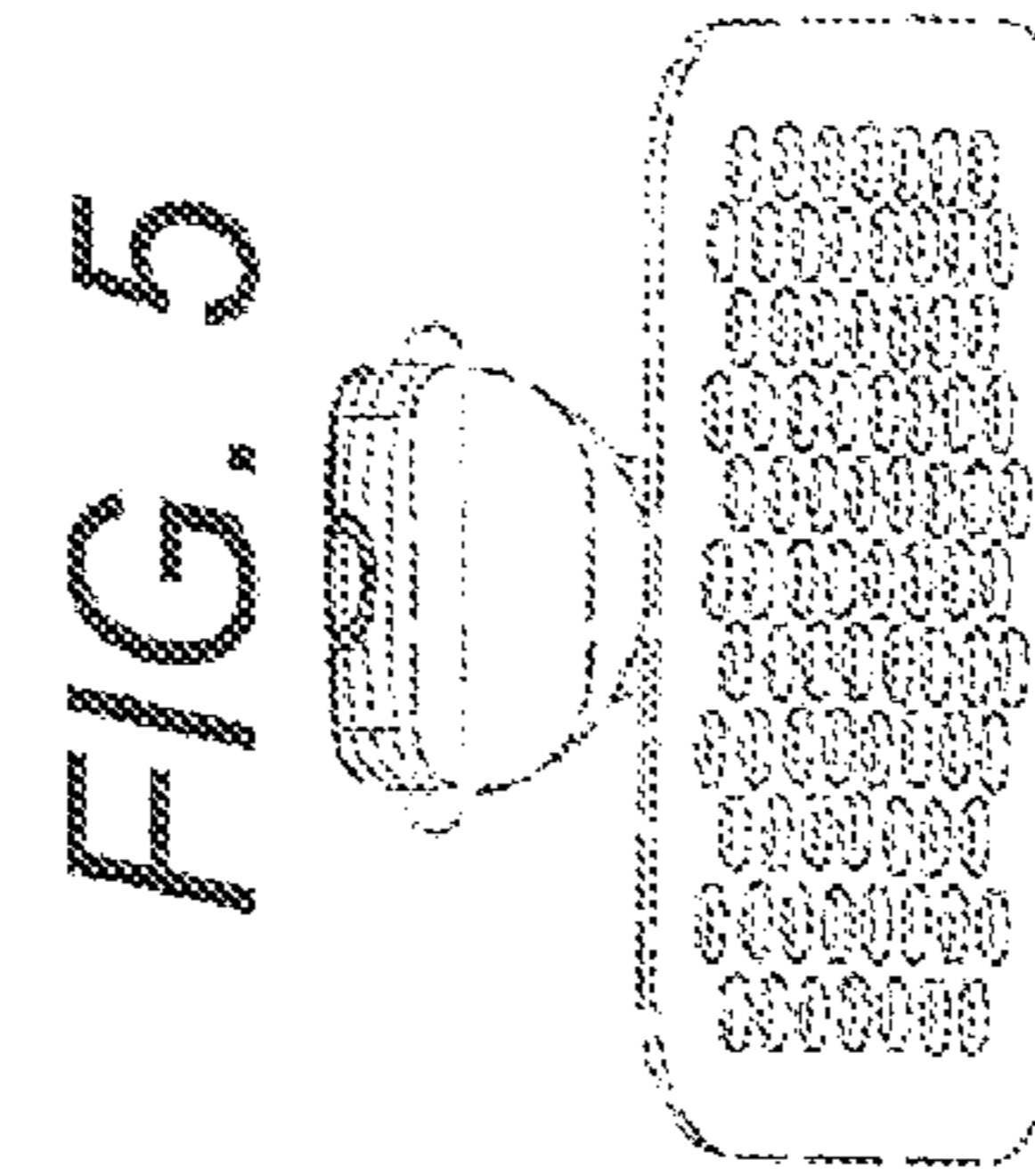
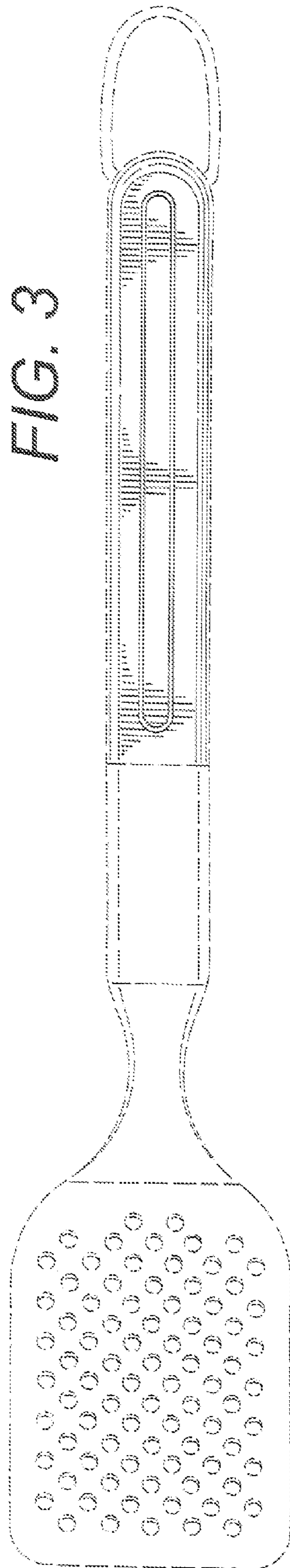


FIG. 2





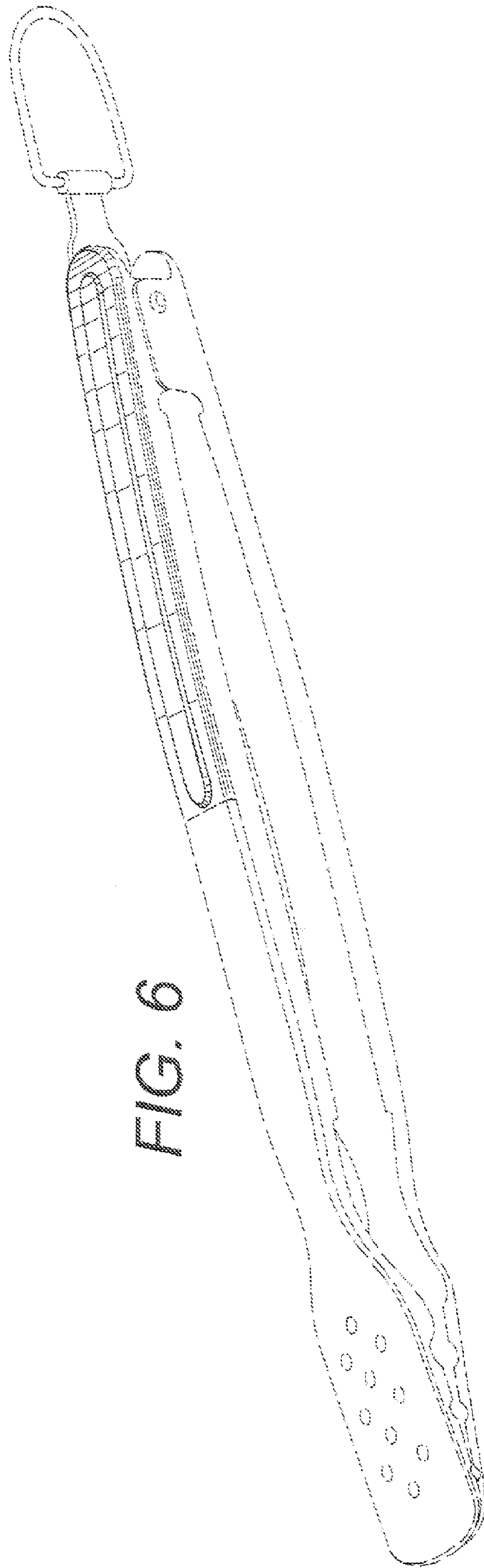


FIG. 6

FIG. 8

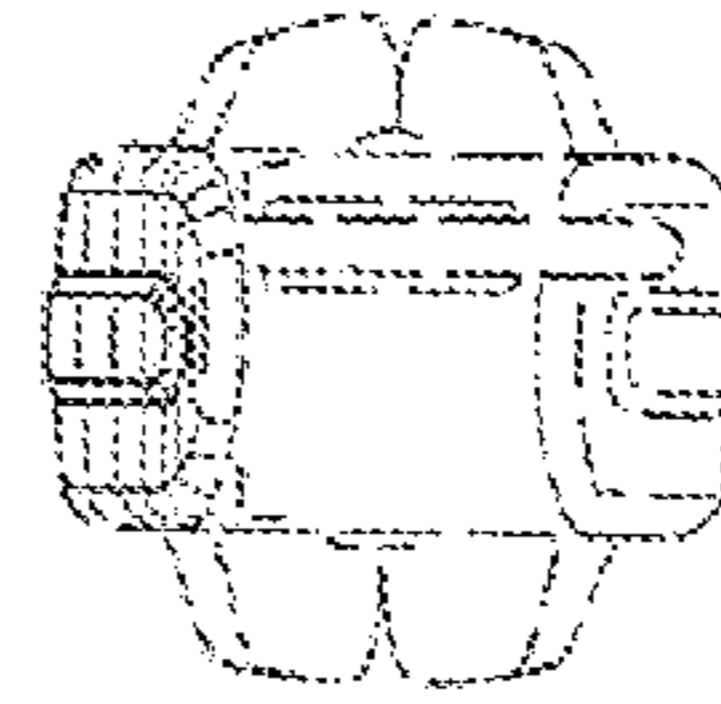


FIG. 7

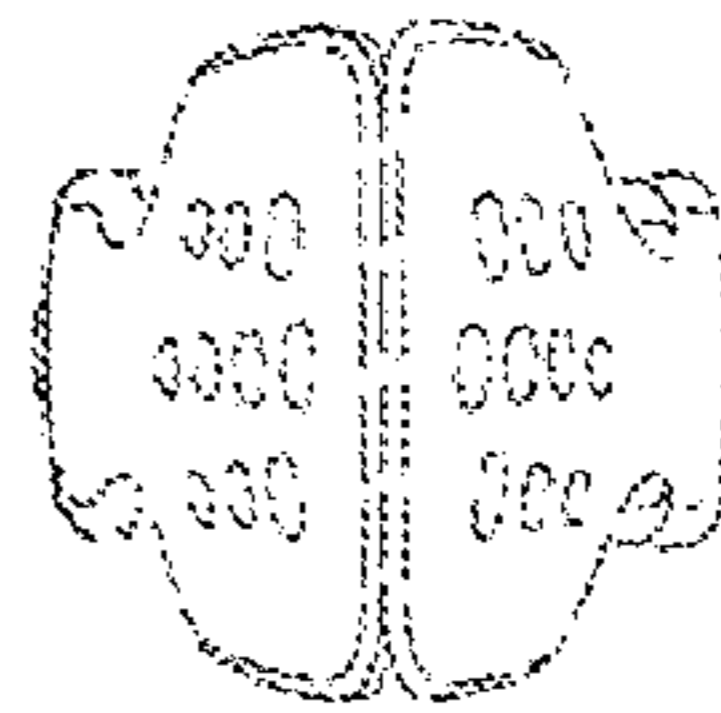


FIG. 9

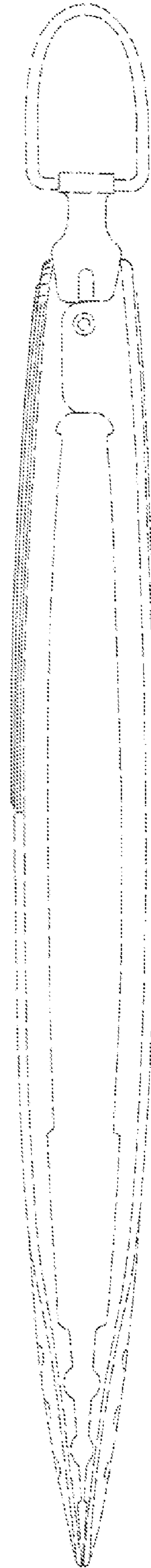


FIG. 10

