

US00D570638S

(12) **United States Design Patent**
Barnes

(10) **Patent No.: US D570,638 S**
(45) **Date of Patent: ** *Jun. 10, 2008**

(54) **COMBINATION TOASTER AND OVEN**

(75) Inventor: **John Barnes**, Richmond, VA (US)

(73) Assignee: **Hamilton Beach Brands, Inc.**, Glen Allen, VA (US)

(*) Notice: This patent is subject to a terminal disclaimer.

(**) Term: **14 Years**

(21) Appl. No.: **29/277,713**

(22) Filed: **Mar. 7, 2007**

(51) **LOC (8) Cl. 07-02**

(52) **U.S. Cl. D7/329**

(58) **Field of Classification Search** D7/323,
D7/328-333, 385, 390, 340, 350.1, 350.4,
D7/351, 367, 402, 405, 406, 407, 411; D13/158,
D13/162, 162.1, 163; D21/525; 99/331,
99/332, 357, 375, 385; 219/214, 386, 405,
219/443.1, 450.1, 492

See application file for complete search history.

(56) **References Cited**

U.S. PATENT DOCUMENTS

2,711,684 A	6/1955	Taylor	
D175,068 S	7/1955	Fader et al.	
D176,084 S	11/1955	Sado	
2,862,441 A	12/1958	Schmall	
D186,419 S *	10/1959	Keefe D7/329
D193,259 S	7/1962	Rawson, Jr. et al.	
3,229,613 A	1/1966	Matzenauer	
D223,066 S *	3/1972	Hanson D7/329
3,669,004 A	6/1972	Eaton, Jr. et al.	
D235,089 S	5/1975	Lloveras	
D237,242 S	10/1975	Claxton	
D241,602 S	9/1976	Hanson et al.	
D296,858 S	7/1988	Ooki	
D303,062 S	8/1989	Takada et al.	
4,889,042 A	12/1989	Hantz et al.	

D313,678 S	1/1991	Yamaguchi et al.	
5,694,831 A	12/1997	Haroun et al.	
D393,395 S *	4/1998	Tanaka et al. D7/350.4
D427,838 S *	7/2000	Lee D7/329
6,140,621 A	10/2000	Ho et al.	
D451,752 S *	12/2001	Davis et al. D7/350.4
D453,090 S *	1/2002	Chen D7/350.4
D453,281 S *	2/2002	Plumtre et al. D7/330
D465,690 S *	11/2002	Ancona et al. D7/329
D476,846 S *	7/2003	Piret D7/351
D488,664 S *	4/2004	Seum et al. D7/330
D501,356 S	2/2005	Averty	
D521,799 S *	5/2006	Ledingham et al. D7/350.1
7,105,778 B1 *	9/2006	DeLong et al. 219/386
D549,034 S *	8/2007	Garman et al. D7/329

* cited by examiner

Primary Examiner—Caron D. Veynar

Assistant Examiner—Ricky Pham

(74) *Attorney, Agent, or Firm*—Panitch Schwarze Belisario & Nadel LLP

(57) **CLAIM**

The ornamental design for a combination toaster and oven, as shown and described.

DESCRIPTION

FIG. 1 is a top perspective view of a combination toaster and oven in accordance with my new design;

FIG. 2 is a front elevation view thereof;

FIG. 3 a top plan view thereof;

FIG. 4 is a right-side elevational view thereof;

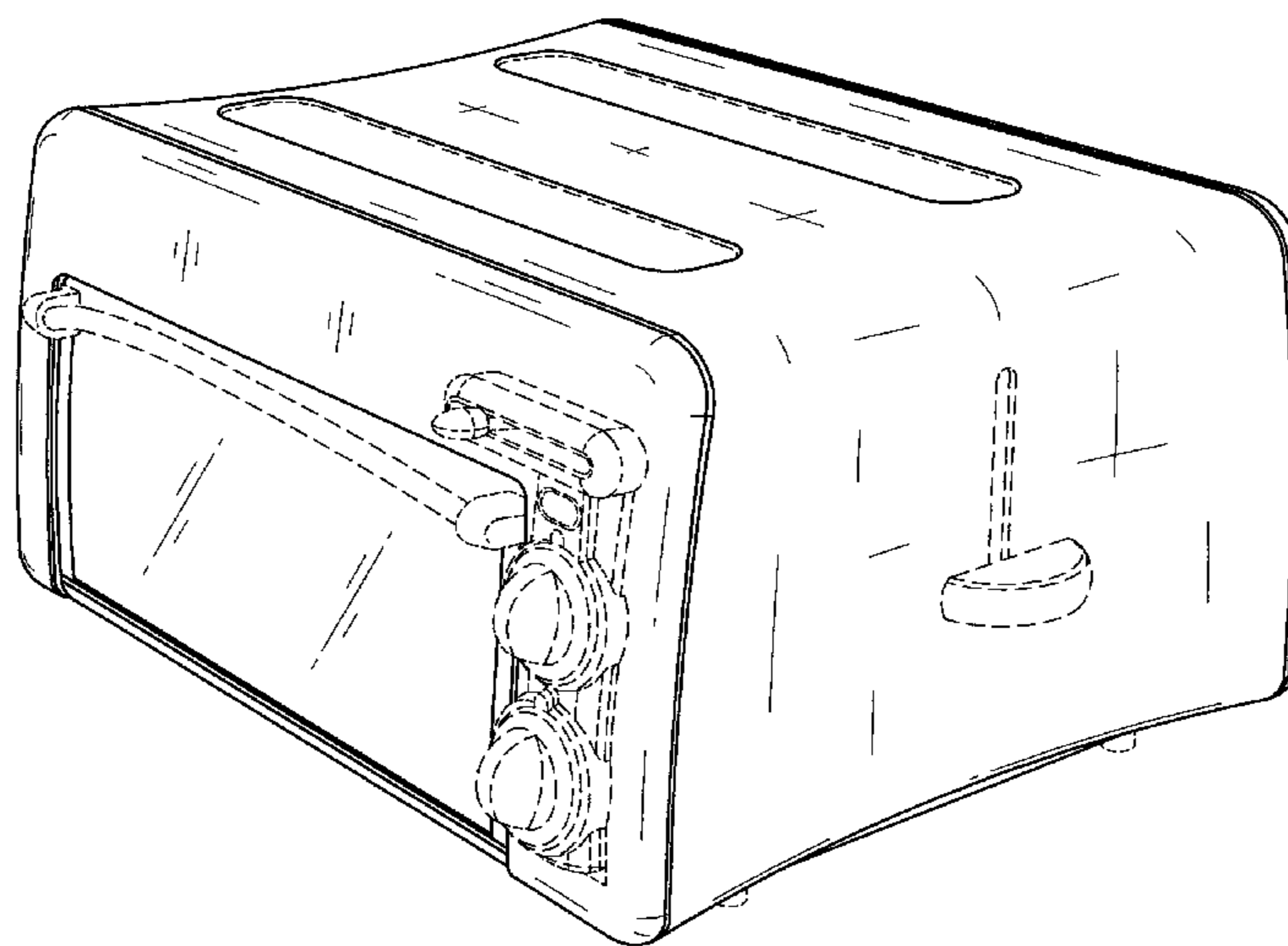
FIG. 5 is a left-side elevational view thereof;

FIG. 6 is a rear elevation view thereof; and,

FIG. 7 is a bottom plan view thereof.

The broken lines in the figures are for illustrative purposes only and form no part of the claimed design.

1 Claim, 7 Drawing Sheets



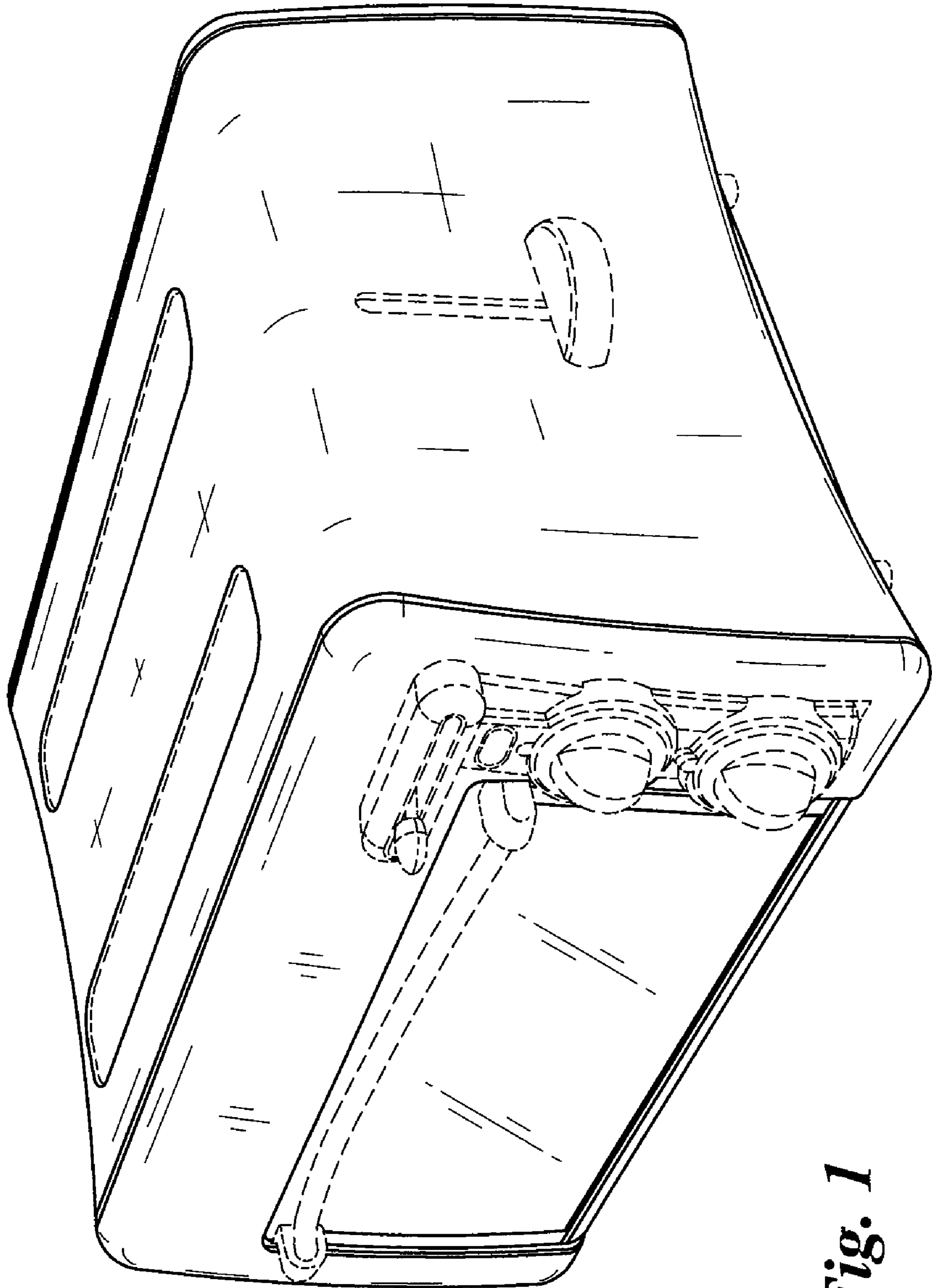


Fig. 1

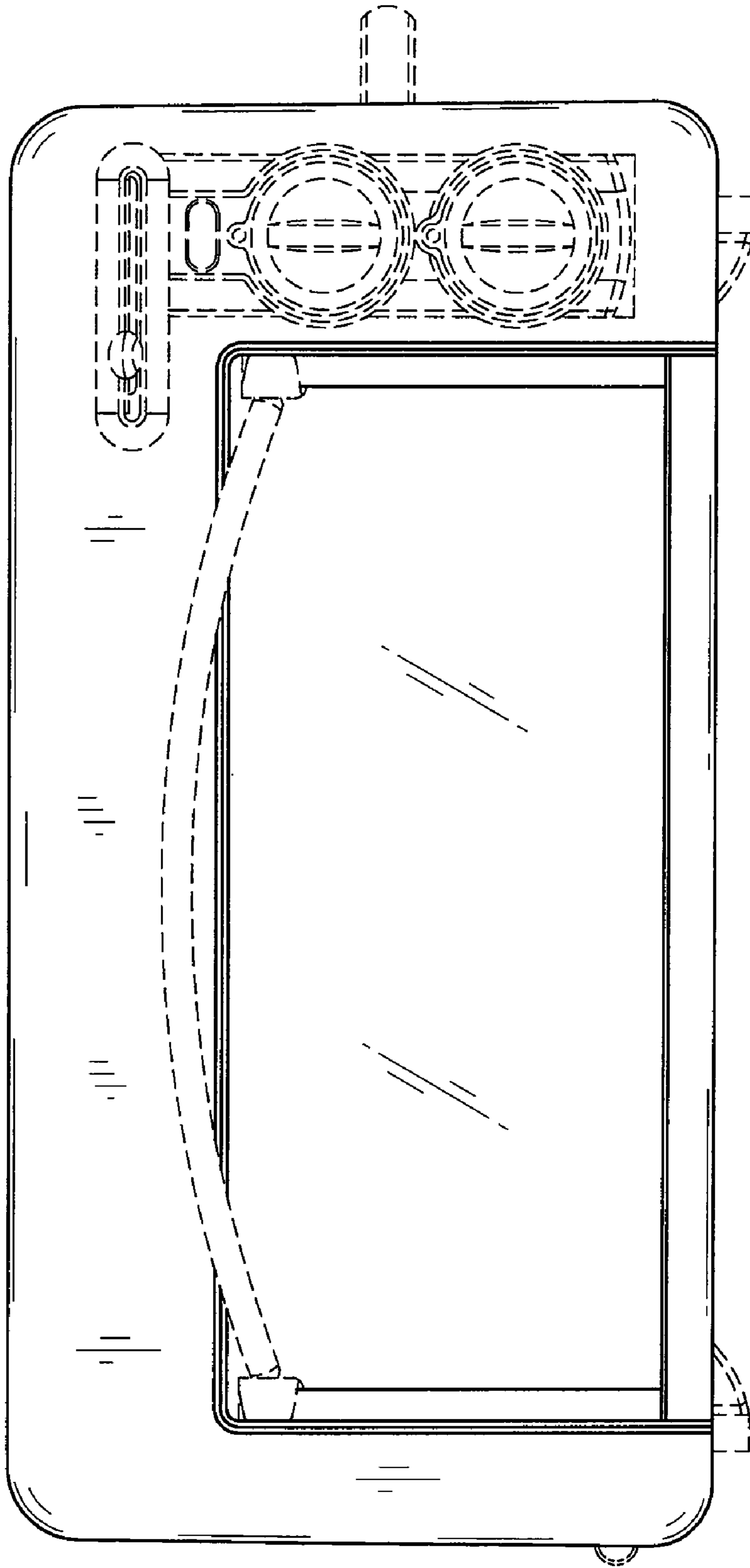
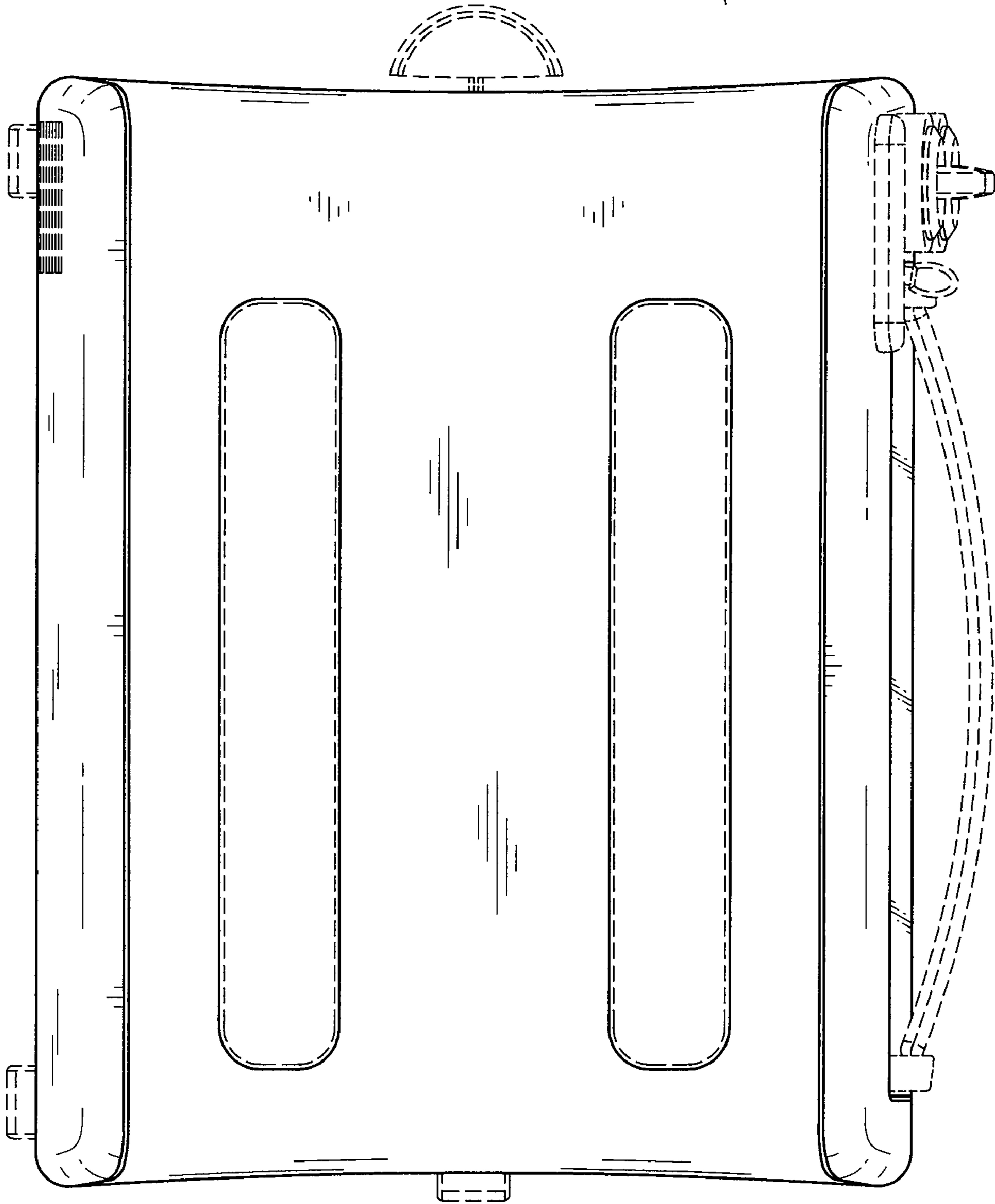


Fig. 2

Fig. 3



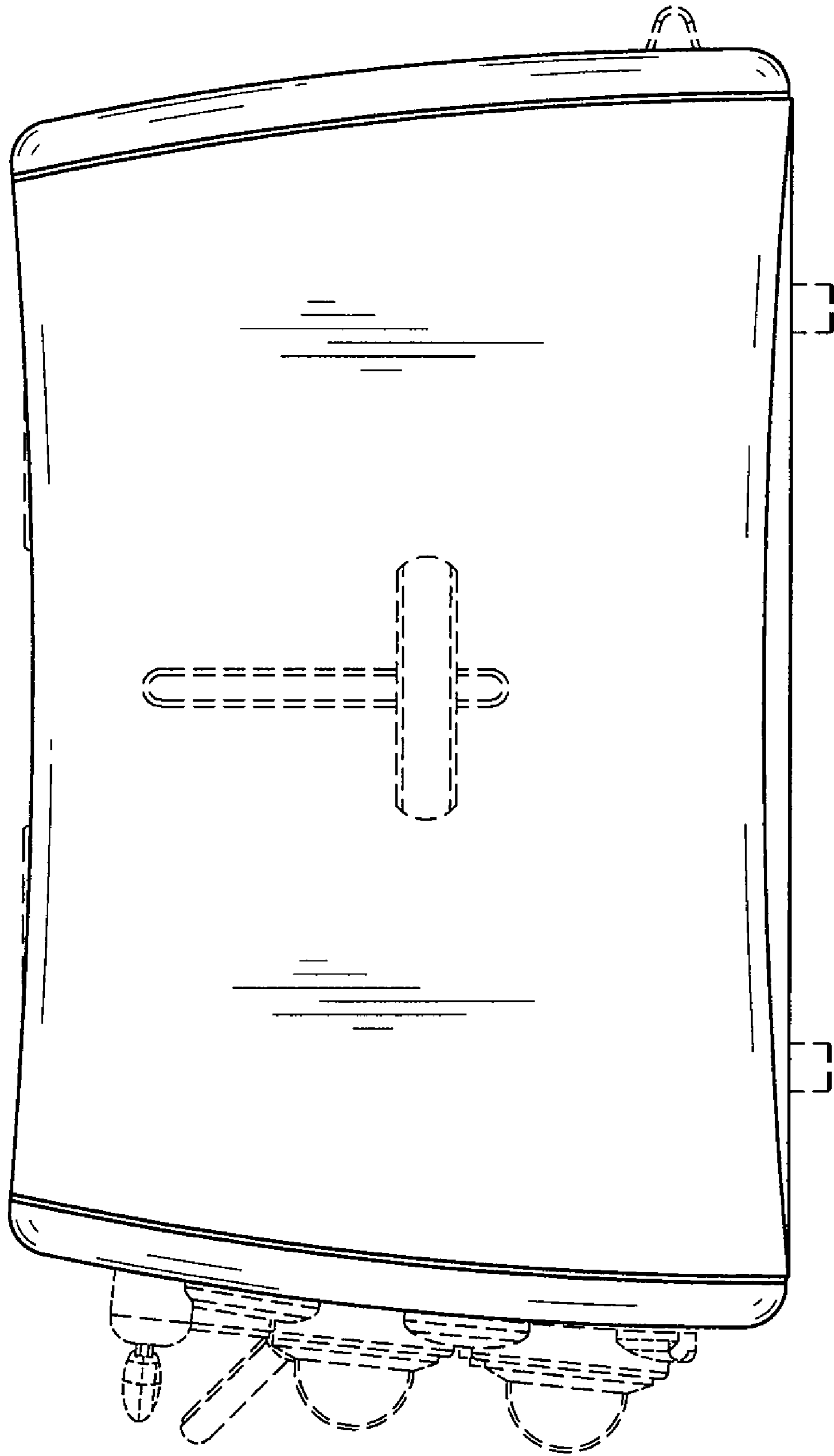


Fig. 4

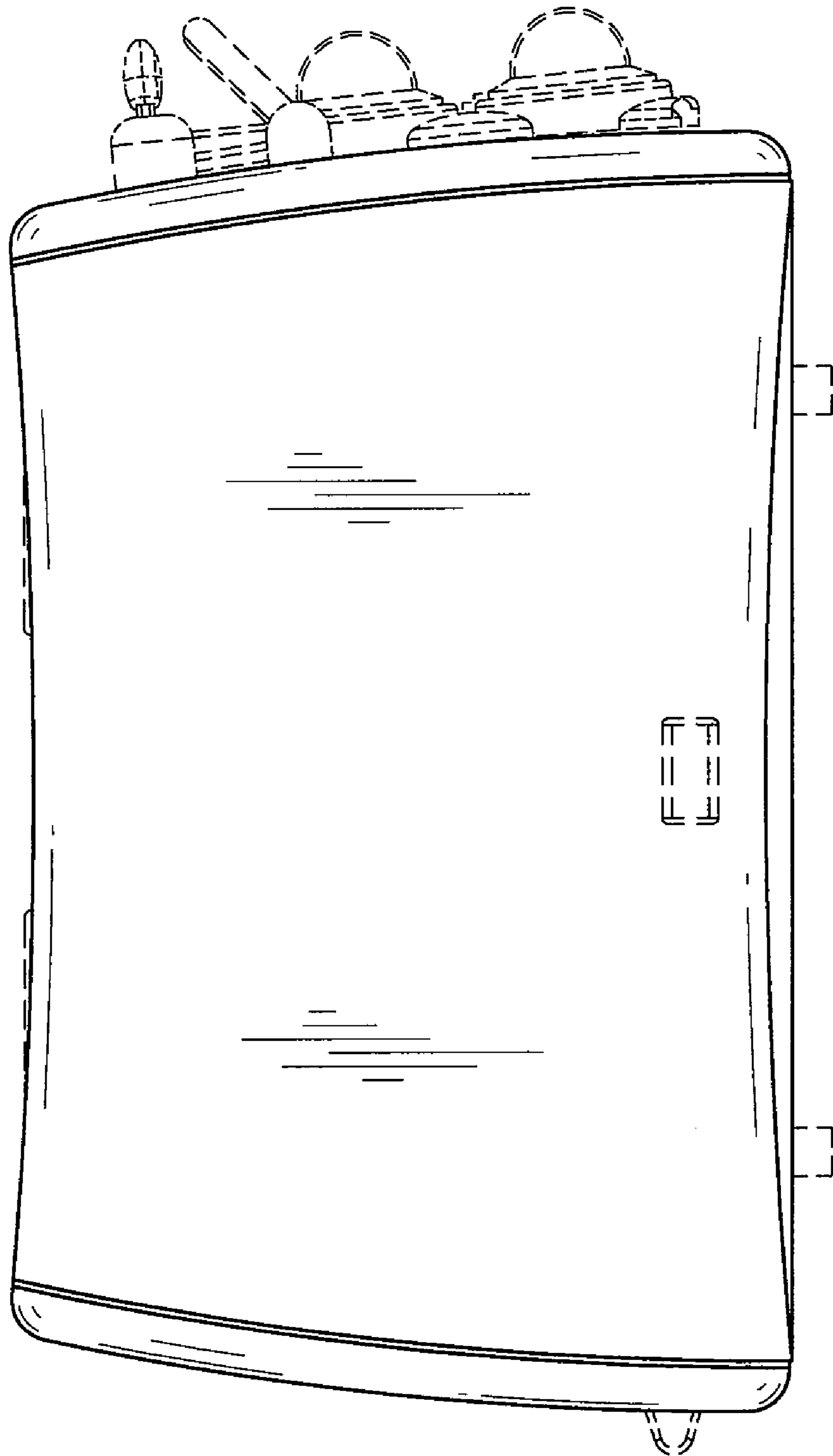


Fig. 5




Fig. 6

Fig. 7

