

US00D570635S

(12) **United States Design Patent**
Pozzoli

(10) **Patent No.:** **US D570,635 S**
(45) **Date of Patent:** **** Jun. 10, 2008**

(54) **CASE FOR AUDIO OR VIDEO DISCS**

(75) Inventor: **Aldo Pozzoli**, Inzago (IT)

(73) Assignee: **Pozzoli S.p.A.**, Inzago (IT)

(**) Term: **14 Years**

(21) Appl. No.: **29/226,174**

(22) Filed: **Mar. 25, 2005**

(30) **Foreign Application Priority Data**

Apr. 10, 2004 (EM) 000235817-0001/0002

(51) **LOC (8) Cl.** **06-02**

(52) **U.S. Cl.** **D6/630**

(58) **Field of Classification Search** D6/407,
D6/450, 626-635; D9/433, 422, 418, 428,
D9/522, 523, 544, 663; D3/303, 294, 218;
D14/479, 478, 474; 206/751, 755, 457, 312,
206/311, 310, 309, 308.2, 308.1, 307, 303,
206/232, 579, 493, 472; 720/719, 655, 728,
720/734; 211/40; 53/445, 462
See application file for complete search history.

(56) **References Cited**

U.S. PATENT DOCUMENTS

5,782,348 A * 7/1998 Burdett 206/308.1
D452,628 S * 1/2002 Stauffer D6/632
7,070,048 B2 * 7/2006 Gelardi et al. 206/308.1

* cited by examiner

Primary Examiner—Charles A. Rademaker

Assistant Examiner—Charles D Hanson

(74) *Attorney, Agent, or Firm*—Modiano & Associati; Albert Josif; Daniel J. O’Byrne

(57) **CLAIM**

The ornamental design for case for audio or video discs, as shown and described.

DESCRIPTION

FIG. 1 is a perspective view of a case for audio or video discs, showing my new design;

FIG. 2 is a top plan view thereof;

FIG. 3 is a bottom plan view thereof;

FIG. 4 is a front elevation view thereof;

FIG. 5 is a rear elevation view thereof;

FIG. 6 is a side elevation view thereof;

FIG. 7 is an opposite side elevation view thereof;

FIG. 8 is a perspective view of a modified embodiment of FIG. 1;

FIG. 9 is a top plan view thereof;

FIG. 10 is a bottom plan view thereof;

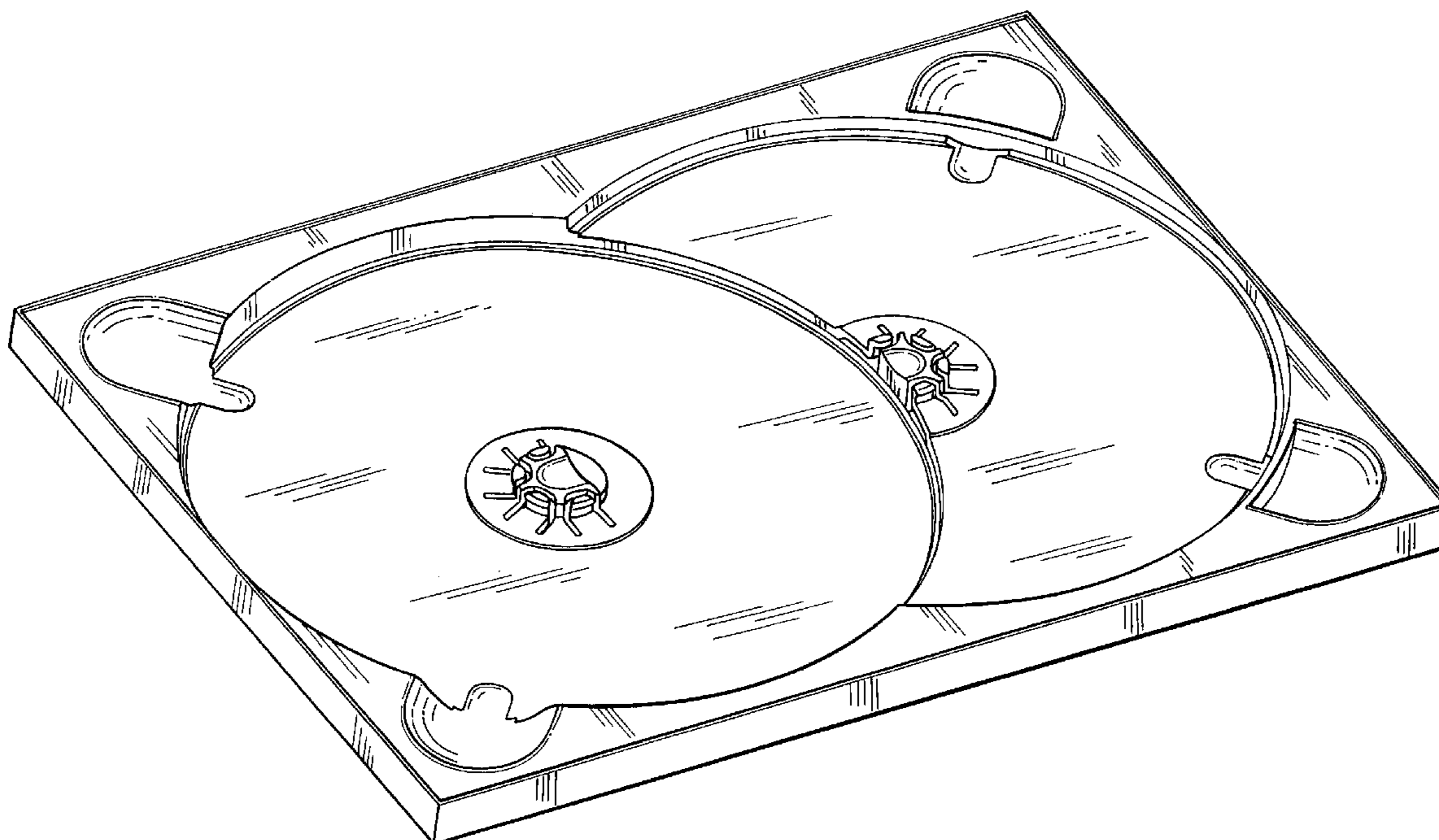
FIG. 11 is a front elevation view thereof;

FIG. 12 is a rear elevation view thereof;

FIG. 13 is a side elevation view thereof; and,

FIG. 14 is an opposite side elevation view thereof.

1 Claim, 8 Drawing Sheets



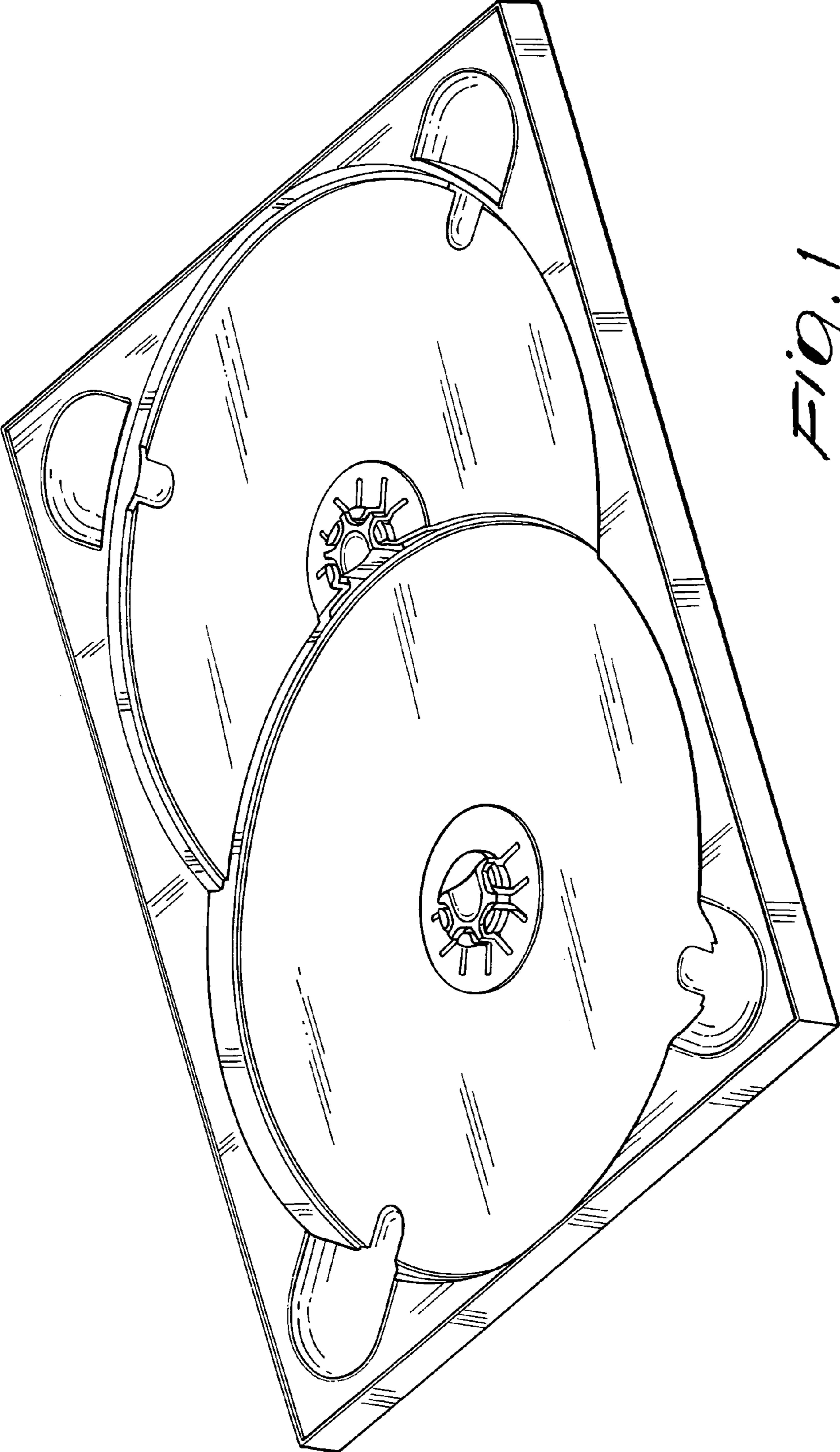


Fig. 1




Fig. 2




Fig. 3




Fig. 4



Fig. 5




Fig. 6



Fig. 7

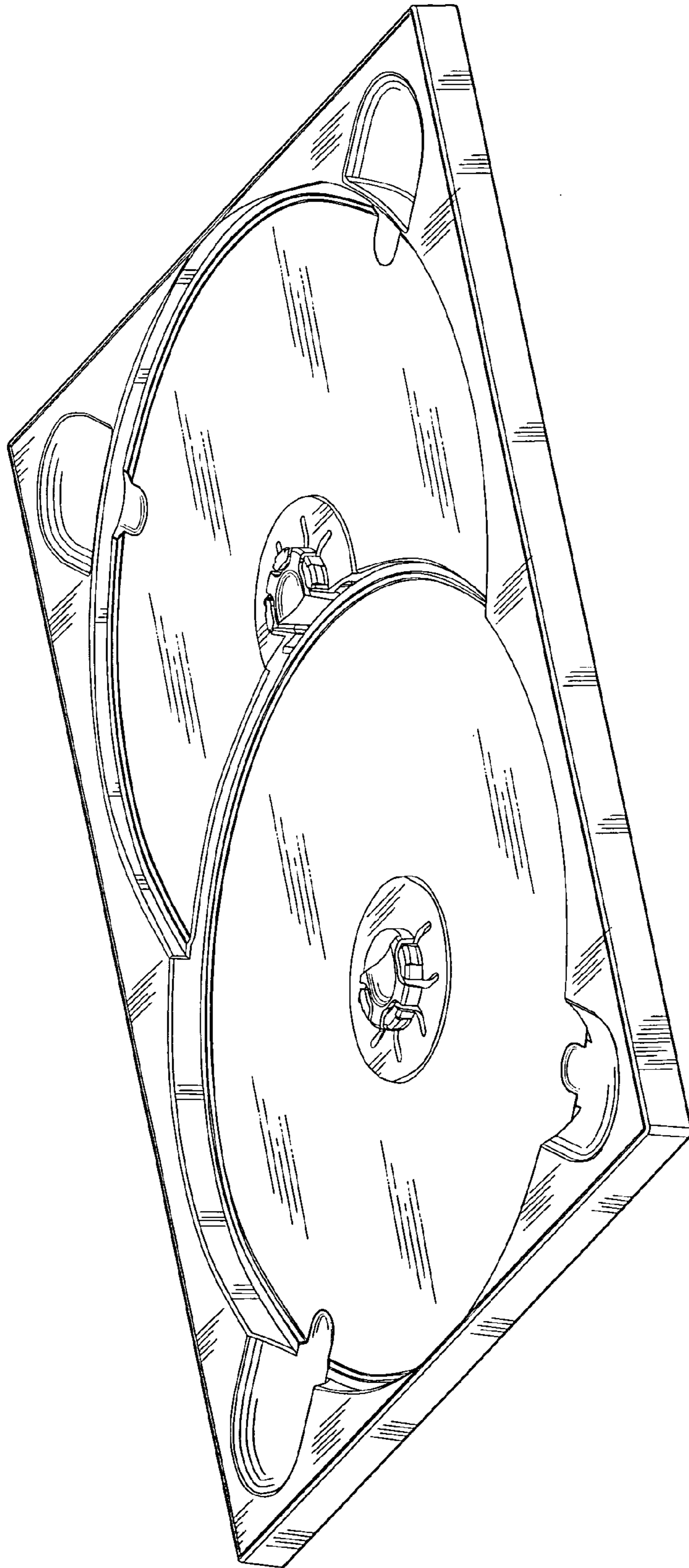


Fig. 8

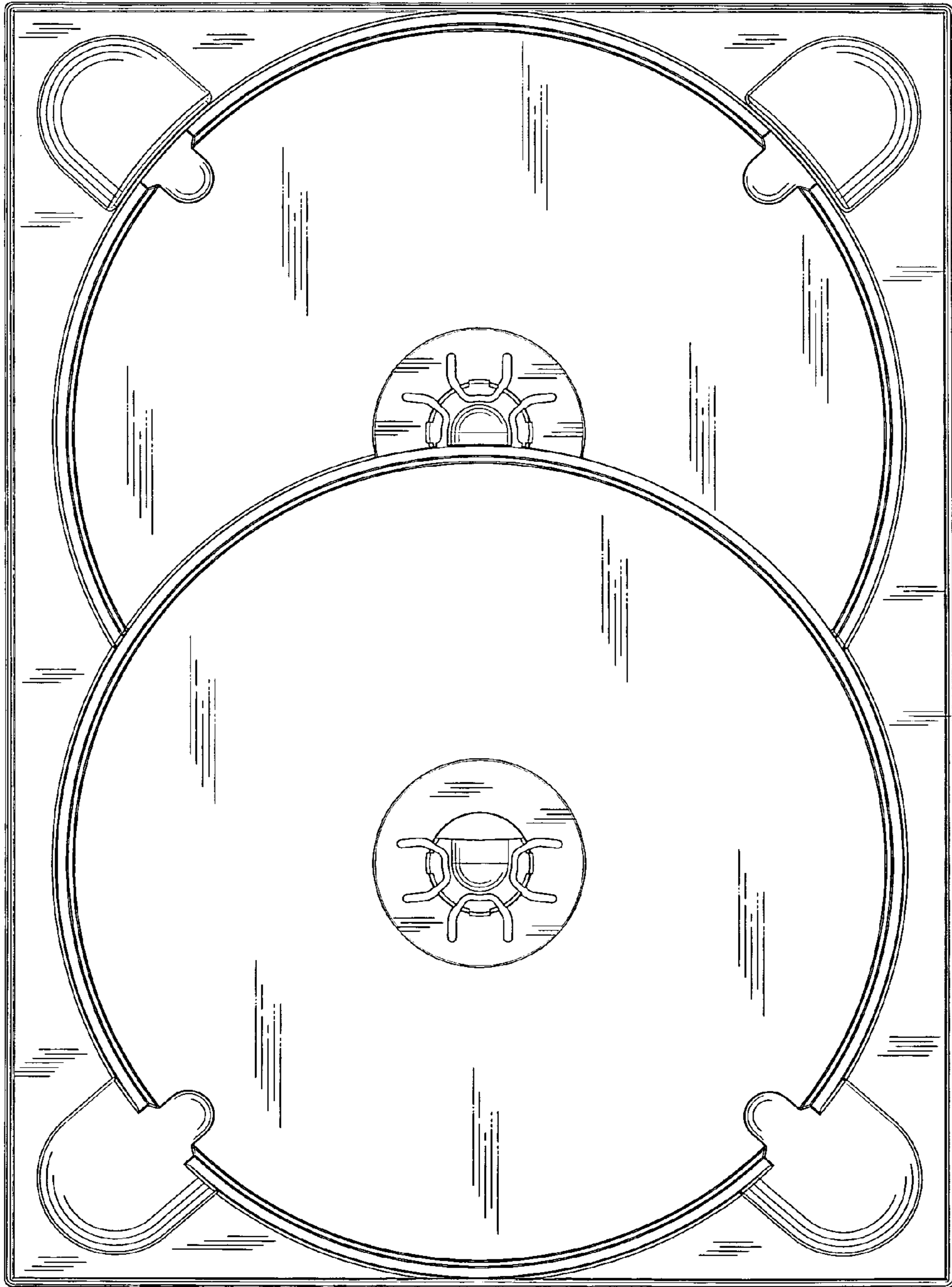


Fig. 9




Fig. 10



Fig. 11



Fig. 12




Fig. 13



Fig. 14