

US00D570633S

(12) **United States Design Patent** (10) **Patent No.:** **US D570,633 S**
Goodman et al. (45) **Date of Patent:** **** *Jun. 10, 2008**

(54) **WALL-MOUNT IRON AND IRONING BOARD HOLDER**

(75) Inventors: **Sheldon H. Goodman**, Solon, OH
(US); **Justin J. Myers**, Strongsville,
OH (US)

(73) Assignee: **Spectrum Diversified Designs, Inc.**,
Streetsboro, OH (US)

(*) Notice: This patent is subject to a terminal disclaimer.

(**) Term: **14 Years**

(21) Appl. No.: **29/278,736**

(22) Filed: **Apr. 9, 2007**

Related U.S. Application Data

(63) Continuation-in-part of application No. 29/251,880,
filed on Jan. 13, 2006, now Pat. No. Des. 547,098.

(51) **LOC (8) Cl.** **06-04**

(52) **U.S. Cl.** **D6/566**

(58) **Field of Classification Search** D6/512-514,
D6/552, 553, 524, 525, 566, 570; 211/13.1,
211/106, 70.6, 134, 70.7, 71.01, 86.01, 90.01,
211/90.03, 126.1, 181.1; 248/302

See application file for complete search history.

(56) **References Cited**

U.S. PATENT DOCUMENTS

D444,377 S * 7/2001 Harvey D6/513
D470,394 S * 2/2003 Harwanko D6/513
D499,286 S * 12/2004 Harwanko D6/514
D501,106 S * 1/2005 Suero, Jr. D6/514

* cited by examiner

Primary Examiner—Brian N Vinson

(74) *Attorney, Agent, or Firm*—Pearne & Gordon LLP

(57) **CLAIM**

The ornamental design for a wall-mount iron and ironing board holder, as shown and described.

DESCRIPTION

FIG. 1 is a perspective view of a wall-mount iron and ironing board holder, showing our new design;


FIG. 2 is a front elevational view thereof;

FIG. 3 is a top plan view thereof; and,

FIG. 4 is a side elevational view thereof.

The dotted-line disclosure of elements in the views is for illustrative purposes only and forms no part of the claimed design.

1 Claim, 2 Drawing Sheets






FIG. 1

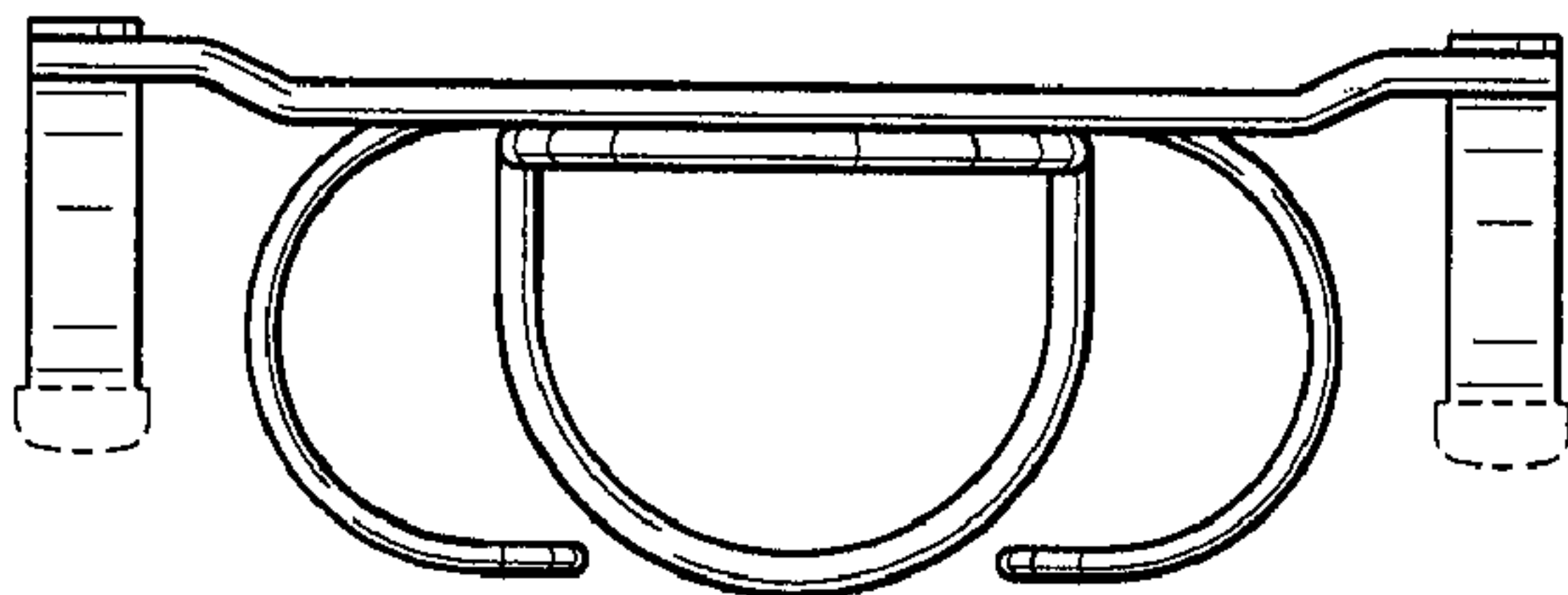


FIG. 3

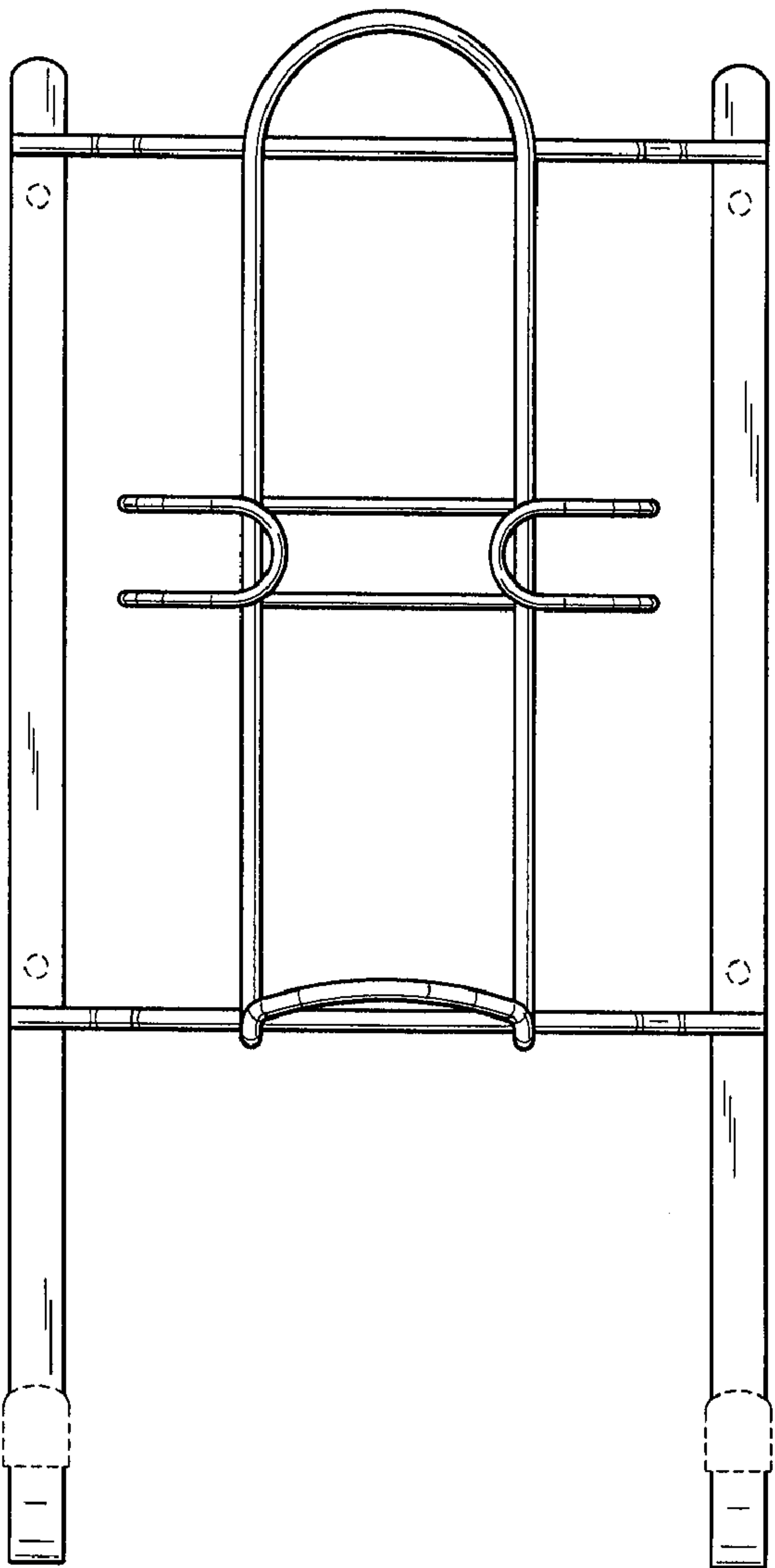


FIG. 2



FIG. 4