

US00D570627S

(12) **United States Design Patent**  
**Thompson**

(10) **Patent No.:** **US D570,627 S**

(45) **Date of Patent:** **\*\* Jun. 10, 2008**

(54) **BED FOOTBOARD END POST**

(75) Inventor: **David W. Thompson**, New Albany, OH (US)

(73) Assignee: **American Signature, Inc.**, Columbus, OH (US)

(\*\*) Term: **14 Years**

(21) Appl. No.: **29/296,442**

(22) Filed: **Oct. 20, 2007**

**Related U.S. Application Data**

(62) Division of application No. 29/255,922, filed on Mar. 14, 2006.

(51) **LOC (8) Cl.** ..... **06-06**

(52) **U.S. Cl.** ..... **D6/503; D6/495; D6/505**

(58) **Field of Classification Search** ..... D6/382, D6/389, 393-395, 505-508, 503, 491, 300, D6/495, 497, 493, 434; 5/53.1, 907, 279.1, 5/280, 281

See application file for complete search history.

(56) **References Cited**

**U.S. PATENT DOCUMENTS**

- D277,157 S 1/1985 Mower et al.
- D282,231 S 1/1986 Scully et al.
- D413,455 S \* 9/1999 Lacroix et al. .... D6/393

- D431,388 S \* 10/2000 Zorzetto ..... D6/393
- D431,730 S \* 10/2000 Zorzetto ..... D6/393
- D441,980 S 5/2001 McDaniel et al.
- D462,193 S \* 9/2002 Lenger ..... D6/393
- D468,928 S 1/2003 Jones et al.
- D492,502 S 7/2004 Domack
- D502,021 S \* 2/2005 Christian ..... D6/393
- D514,350 S 2/2006 Berry et al.
- D519,745 S \* 5/2006 Stanton ..... D6/389
- D543,050 S \* 5/2007 Mohundro ..... D6/393

\* cited by examiner

*Primary Examiner*—Janice E. Seeger

(74) *Attorney, Agent, or Firm*—Wood, Herron & Evans, L.L.P.

(57) **CLAIM**

The ornamental design for a bed footboard end post, as shown and described.

**DESCRIPTION**

FIG. 1 is a front elevational view of a bed footboard end post showing my new design.

FIG. 2 is a rear elevational view thereof.

FIG. 3 is a left-side elevational view thereof, with the right-side elevational view thereof being a mirror image.

FIG. 4 is a top plan view thereof; and,

FIG. 5 is a bottom plan view thereof.

**1 Claim, 1 Drawing Sheet**

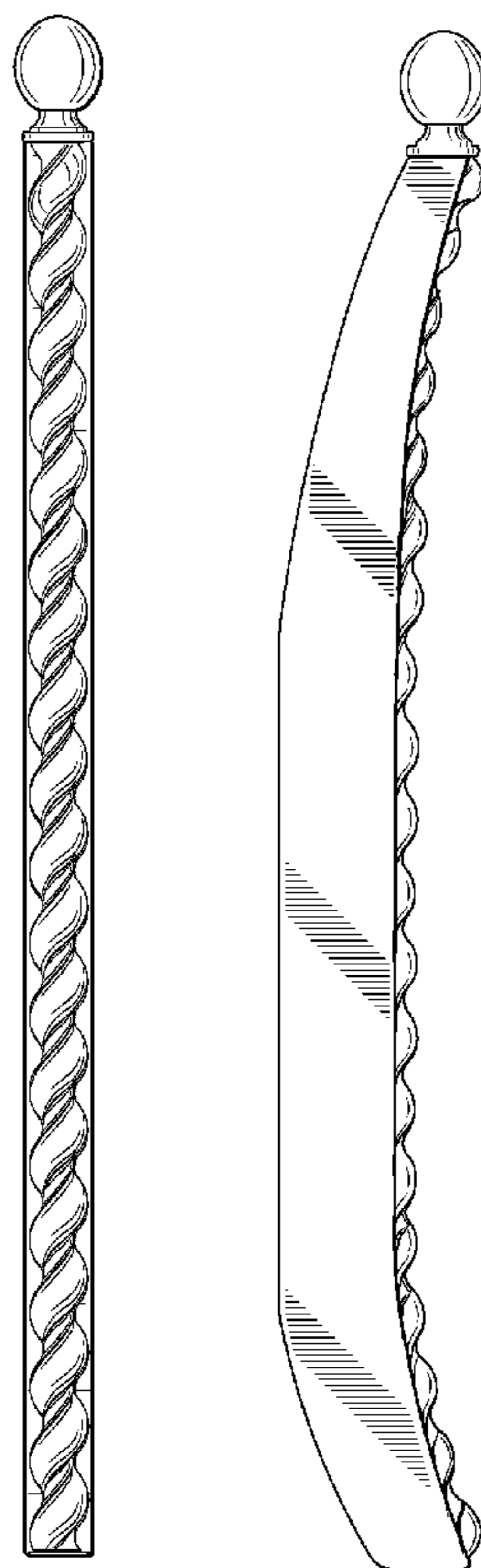




FIG. 1



FIG. 2

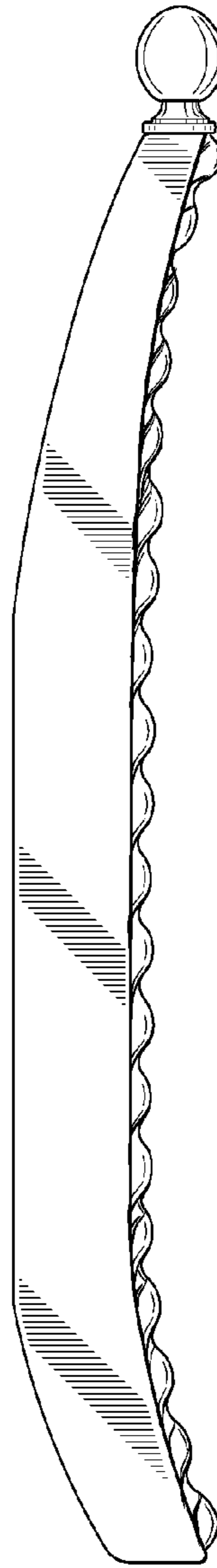


FIG. 3

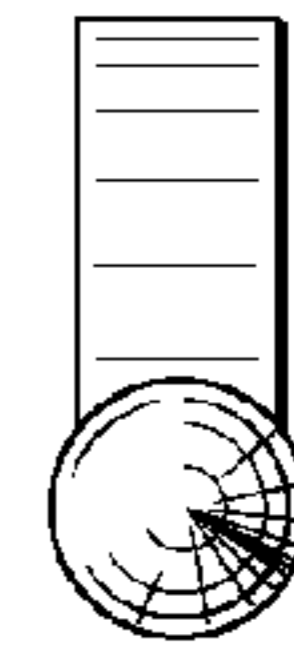


FIG. 4



FIG. 5