



US00D570623S

(12) **United States Design Patent**  
**Thompson**

(10) **Patent No.:** **US D570,623 S**  
(45) **Date of Patent:** **\*\* Jun. 10, 2008**

(54) **FURNITURE COMPONENT**

(75) Inventor: **David W. Thompson**, New Albany, OH  
(US)

(73) Assignee: **American Signature, Inc.**, Columbus,  
OH (US)

(\*\*) Term: **14 Years**

(21) Appl. No.: **29/296,525**

(22) Filed: **Oct. 23, 2007**

**Related U.S. Application Data**

(62) Division of application No. 29/258,322, filed on Apr.  
20, 2006.

(51) **LOC (8) Cl.** ..... **06-06**

(52) **U.S. Cl.** ..... **D6/495**

(58) **Field of Classification Search** ..... D6/480-489,  
D6/495, 498, 491, 349, 432; 248/188, 188.1,  
248/188.7, 188.8, 188.9; 108/153.1, 155,  
108/156, 157.1, 161

See application file for complete search history.

(56) **References Cited**

**U.S. PATENT DOCUMENTS**

D66,293 S \* 12/1924 Kehoe ..... D6/480

D245,302 S \* 8/1977 Pratt ..... D6/480  
D455,298 S \* 4/2002 McDaniel et al. .... D6/480  
D455,912 S \* 4/2002 McDaniel et al. .... D6/432  
D462,855 S \* 9/2002 McDaniel et al. .... D6/480  
D513,676 S \* 1/2006 Vaaler ..... D6/480  
D558,487 S \* 1/2008 Everson et al. .... D6/480

\* cited by examiner

*Primary Examiner*—Janice E Seeger

(74) *Attorney, Agent, or Firm*—Wood, Herron & Evans,  
L.L.P.

(57) **CLAIM**

The ornamental design for a furniture component, as shown  
and described.

**DESCRIPTION**

FIG. 1 is a front elevational view of a furniture component  
incorporating my new design.

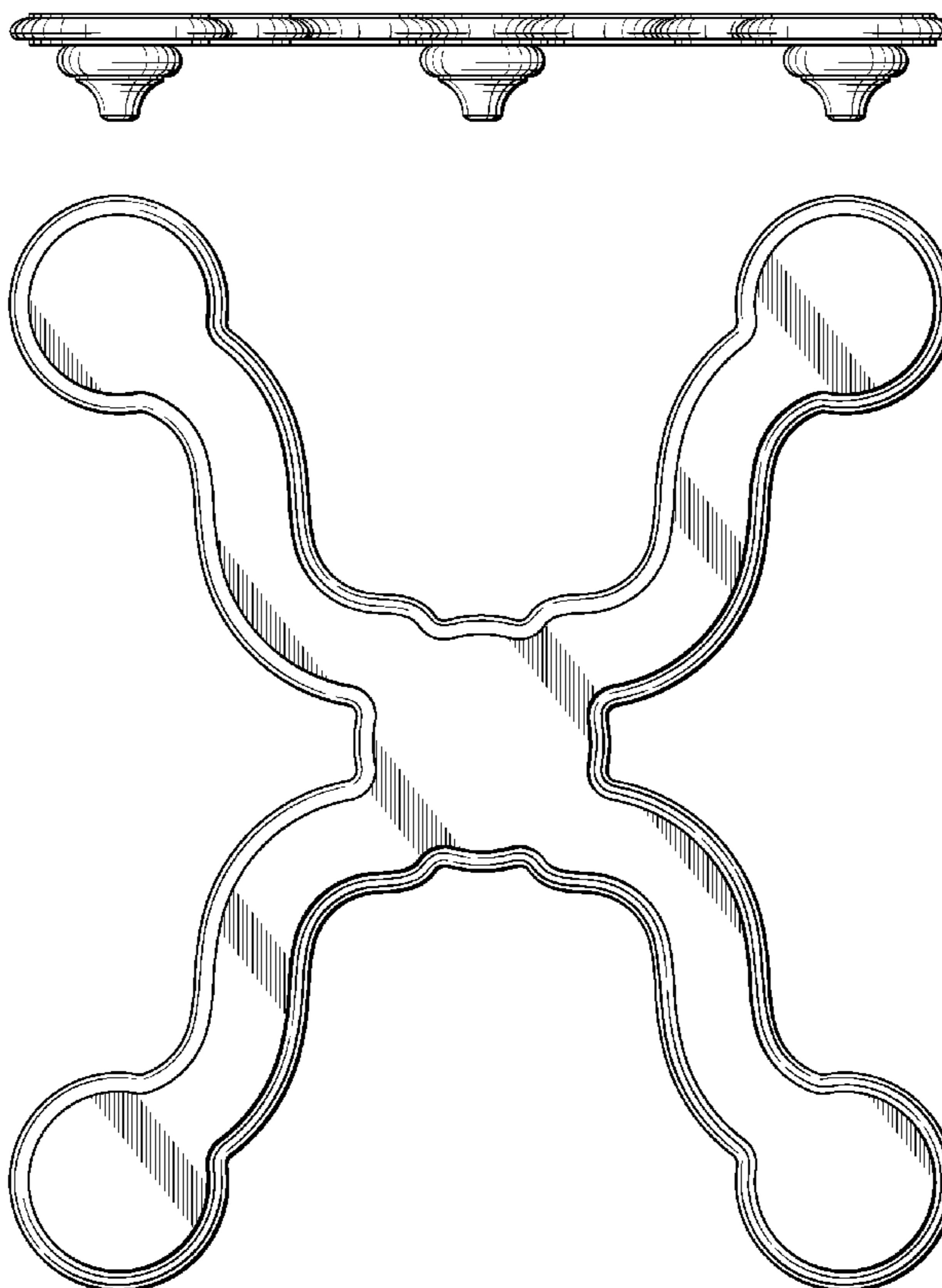
FIG. 2 is a right-side elevational view thereof.

FIG. 3 is a top plan view thereof; and,

FIG. 4 is a bottom plan view thereof.

The rear and left-side elevational views are identical to  
FIGS. 1 and 2, respectively.

**1 Claim, 3 Drawing Sheets**



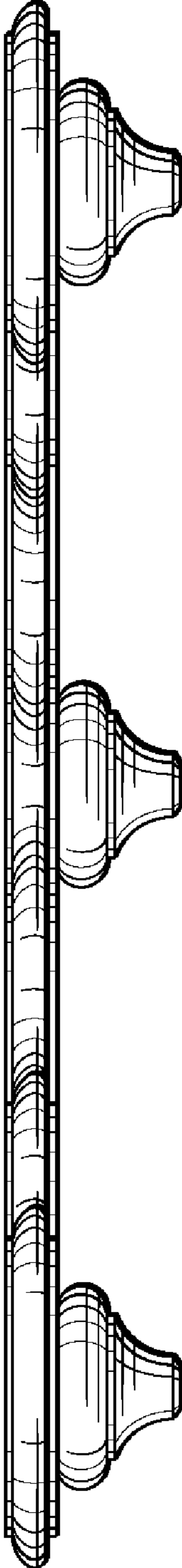


FIG. 1

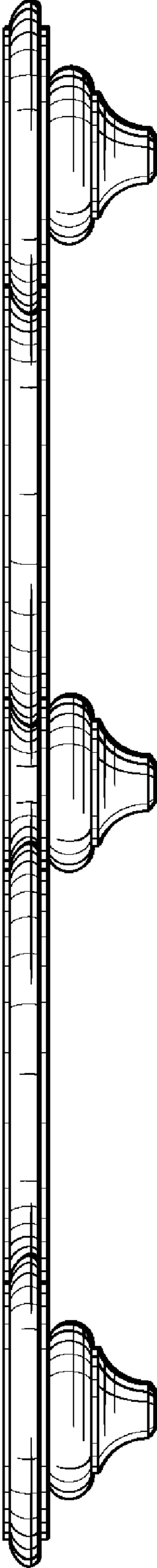


FIG. 2

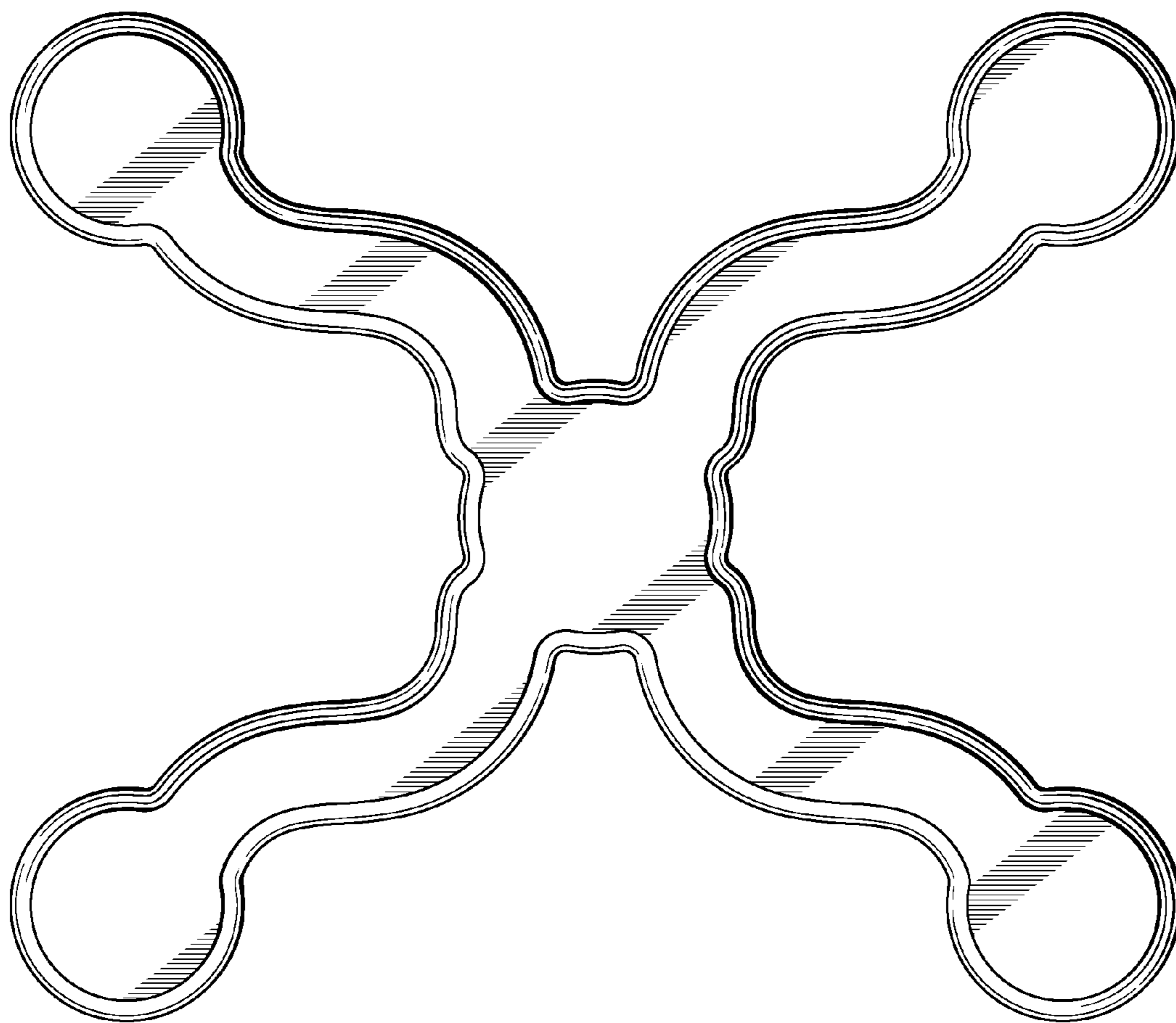


FIG. 3

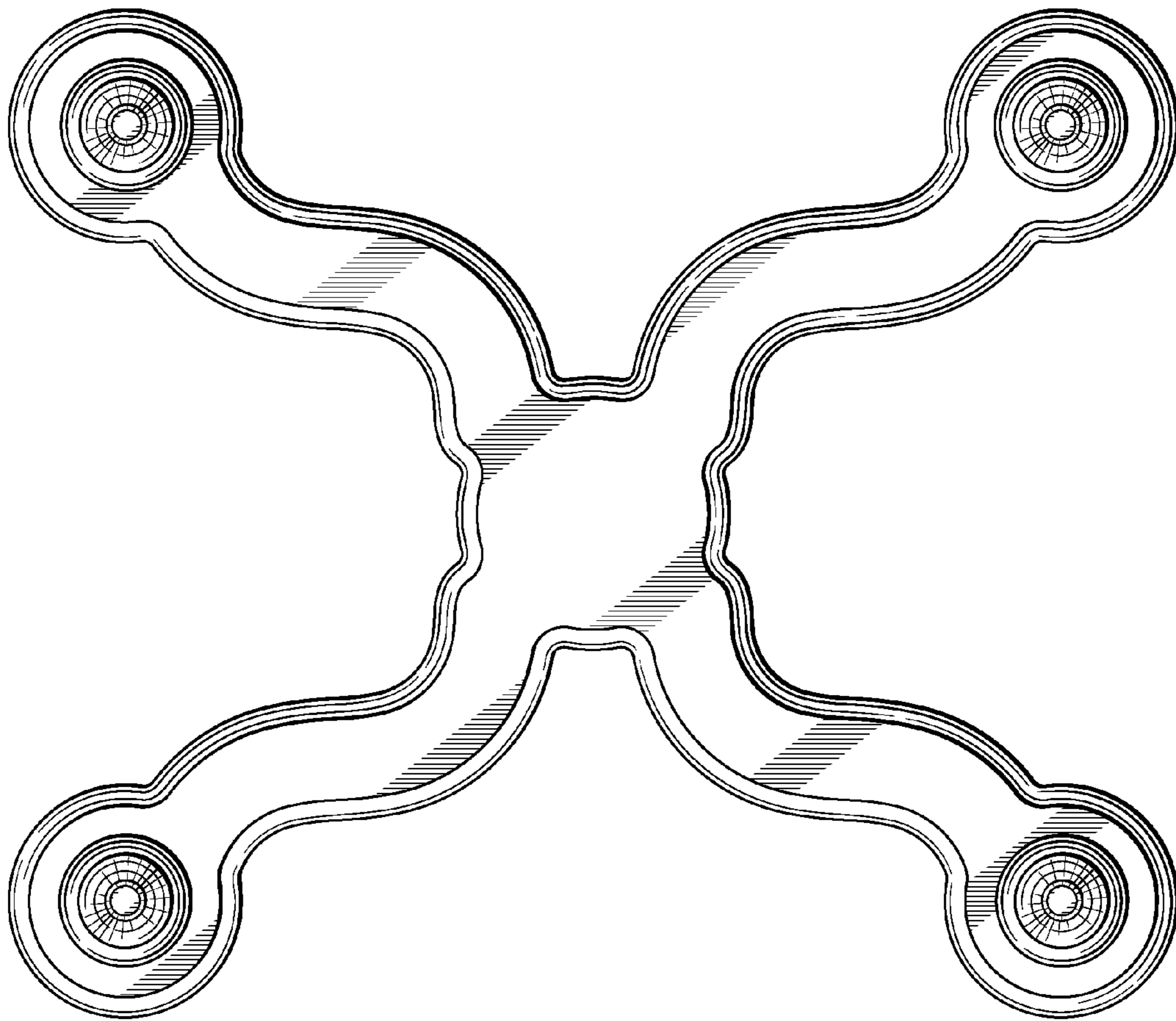


FIG. 4