



US00D570619S

(12) **United States Design Patent**
Paterson

(10) **Patent No.:** **US D570,619 S**
(45) **Date of Patent:** **** Jun. 10, 2008**

(54) **STANDING SUPPORT**

(75) Inventor: **Nicholas W. Paterson**, Sheboygan Falls, WI (US)

(73) Assignee: **Kohler Co.**, Kohler, WI (US)

(**) Term: **14 Years**

(21) Appl. No.: **29/279,276**

(22) Filed: **Apr. 25, 2007**

(51) **LOC (8) Cl.** **06-04**

(52) **U.S. Cl.** **D6/436**

(58) **Field of Classification Search** D6/206,
D6/312, 396, 422-428, 432-448, 451, 470,
D6/472, 477, 480-489, 495, 511, 553, 559-561;
D23/270, 286, 308; 108/50.01, 50.02, 152,
108/153.1, 156, 157.1, 157.18, 161; 248/188,
248/188.1, 188.8; 312/194-196, 204, 208.1,
312/241

See application file for complete search history.

(56) **References Cited**

U.S. PATENT DOCUMENTS

1,071,599	A	8/1913	Zachara	
1,187,356	A	6/1916	Marbach	
1,458,449	A	6/1923	Snyder	
D134,727	S *	1/1943	Weber	D7/422
D149,416	S *	4/1948	Jones	D6/428
D149,417	S *	4/1948	Jones	D6/427
4,290,659	A	9/1981	Yoshiyuki	
D328,206	S *	7/1992	Lewis	D6/481
D355,789	S *	2/1995	Tarlow	D6/428
D371,701	S	7/1996	Jolly	
D464,500	S *	10/2002	Roberts	D6/422
D508,353	S *	8/2005	Brandon	D6/511
D549,492	S *	8/2007	Sheppard	D6/485

OTHER PUBLICATIONS

Azura. "Pablo Vanity Table". Item No. QB039. SimplyVanities.com online catalog. Copyright 2005-2006 A SimplyVanities.com company.

Amy Howard Collection. "Gardner End Table". AnyHowardCollection.com online catalog. Copyright 2003 AmyHowardCollection.com.

* cited by examiner

Primary Examiner—Caron D. Veynar

Assistant Examiner—Ricky Pham

(74) *Attorney, Agent, or Firm*—Quarles & Brady LLP

(57) **CLAIM**

The ornamental design for a standing support, as shown and described.

DESCRIPTION

In a preferred embodiment, the nature of this product is a standing support such as a vanity for use in supporting a lavatory or a table for use in readying one's appearance.

FIG. 1 is a left, top, front perspective view of a standing support embodying my new design, the rear elevational view thereof not being visible in use;

FIG. 2 is a front elevational view thereof;

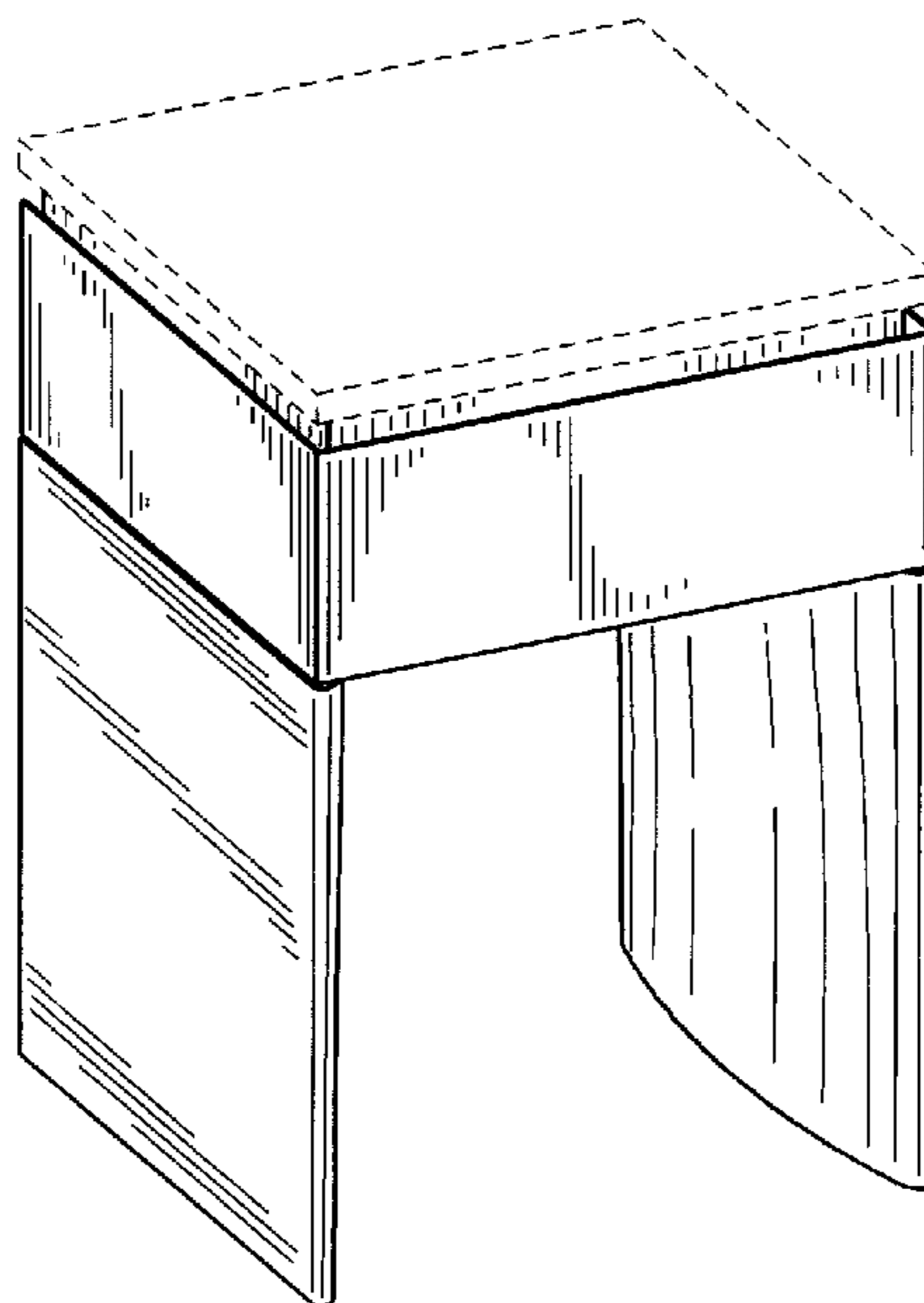
FIG. 3 is a left side elevational view thereof, the right side elevational view thereof being a mirror image of the left side shown;

FIG. 4 is a bottom plan view thereof; and,

FIG. 5 is a top plan view thereof.

The broken line representations in the figures are for the purpose of illustration only, and form no part of the claimed design.

1 Claim, 3 Drawing Sheets



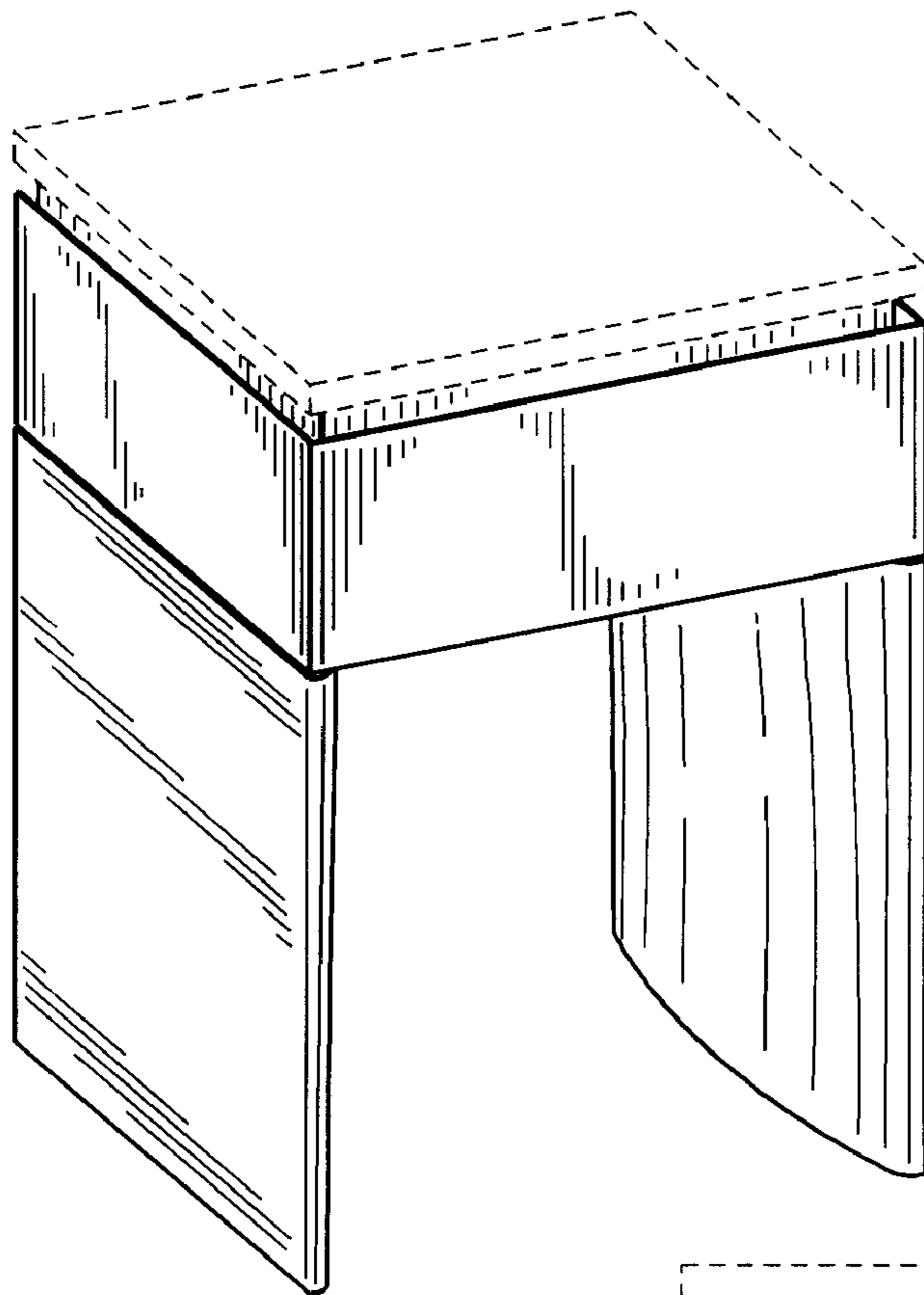


FIG. 1




FIG. 2

FIG. 3


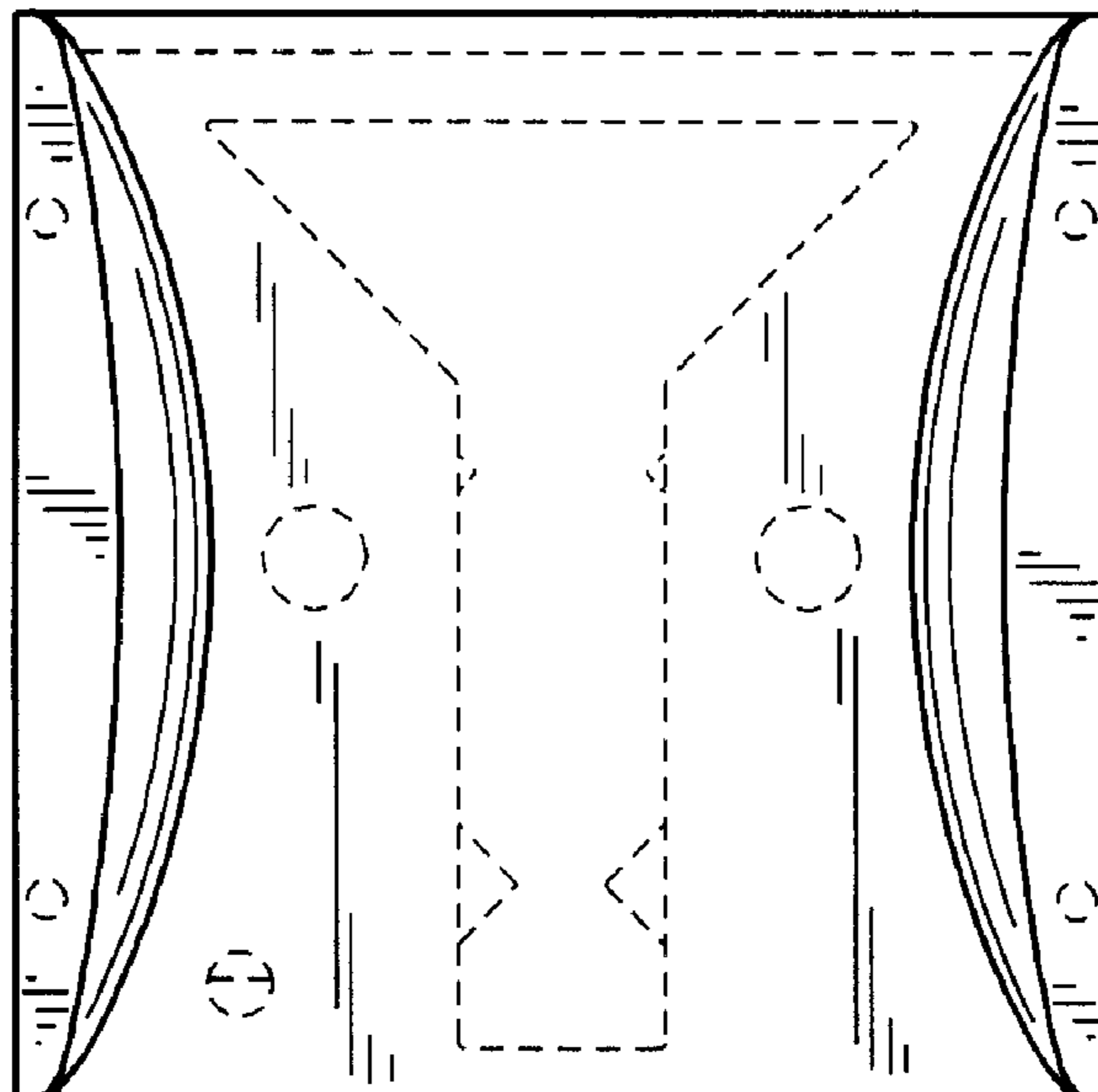


FIG. 4






FIG. 5