

US00D570605S

(12) **United States Design Patent** (10) **Patent No.:** **US D570,605 S**  
**Neuner et al.** (45) **Date of Patent:** **\*\* Jun. 10, 2008**

(54) **HEAD FOR A COSMETIC APPLICATOR**

(75) Inventors: **Charles P. Neuner**, Amityville, NY (US); **Herve F. Bouix**, New York, NY (US); **William Bickford**, Ronkonkoma, NY (US)

(73) Assignee: **ELC Management LLC**, New York, NY (US)

(\*\*) Term: **14 Years**

(21) Appl. No.: **29/304,129**

(22) Filed: **Feb. 26, 2008**

**Related U.S. Application Data**

(62) Division of application No. 29/249,156, filed on Sep. 25, 2006, now Pat. No. Des. 566,402.

(51) **LOC (8) Cl.** ..... **04-02**

(52) **U.S. Cl.** ..... **D4/136**

(58) **Field of Classification Search** ..... D4/104, D4/132, 134, 136; D28/7, 20, 25, 28; 15/186-188; 132/126, 142, 215, 216, 218, 317, 320  
See application file for complete search history.

(56) **References Cited**

**U.S. PATENT DOCUMENTS**

D146,271	S *	1/1947	Stavely	.....	D4/104
3,648,321	A *	3/1972	Vallis	.....	15/185
3,960,154	A *	6/1976	Pollard	.....	132/212
4,565,205	A *	1/1986	Taylor	.....	132/218
D346,697	S *	5/1994	O'Conke	.....	D4/104
5,853,010	A *	12/1998	Suh	.....	132/217
6,546,937	B2 *	4/2003	Gueret	.....	132/218
6,581,610	B1 *	6/2003	Gueret	.....	132/218
7,134,799	B2 *	11/2006	Gueret	.....	401/130
7,337,785	B2 *	3/2008	Gueret	.....	132/218

2003/0213498	A1 *	11/2003	Gueret	.....	132/218
2005/0150509	A1 *	7/2005	Gueret	.....	132/217
2006/0002758	A1 *	1/2006	Gueret	.....	401/129

**FOREIGN PATENT DOCUMENTS**

EP	1454561	A1 *	9/2004
WO	WO 2006/057438	A1 *	6/2006

\* cited by examiner

*Primary Examiner*—Cathron Brooks  
*Assistant Examiner*—Lavone D Tabor  
(74) *Attorney, Agent, or Firm*—C. Miller

(57) **CLAIM**

What is claimed is the ornamental design for a head for a cosmetic applicator, substantially as shown and described.

**DESCRIPTION**

FIG. 1 is a perspective view of our new design for a head for a cosmetic applicator;

FIG. 2 is a top plan view of the head for a cosmetic applicator shown in FIG. 1;

FIG. 3 is a side elevation view of the head for a cosmetic applicator shown in FIG. 1, the opposite side view being a mirror image thereof;

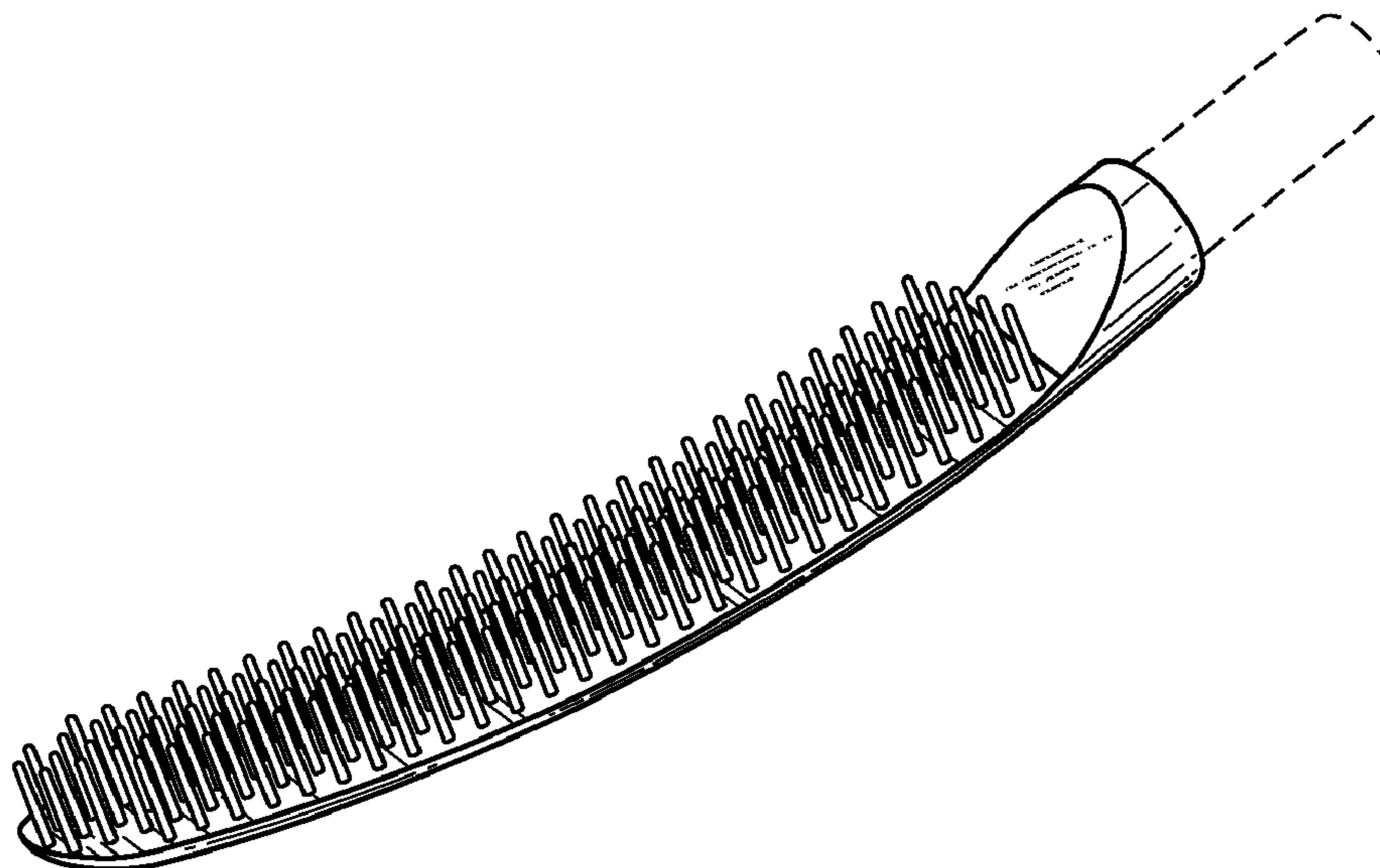
FIG. 4 is a bottom plan view of the head for a cosmetic applicator shown in FIG. 1;

FIG. 5 is an end view of the head for a cosmetic applicator shown in FIG. 1; and,

FIG. 6 is an opposite and inverted end view of the head for a cosmetic applicator shown in FIG. 5.

The broken lines shown in the figures are for illustrative purposes only and form no part of the claimed design.

**1 Claim, 1 Drawing Sheet**



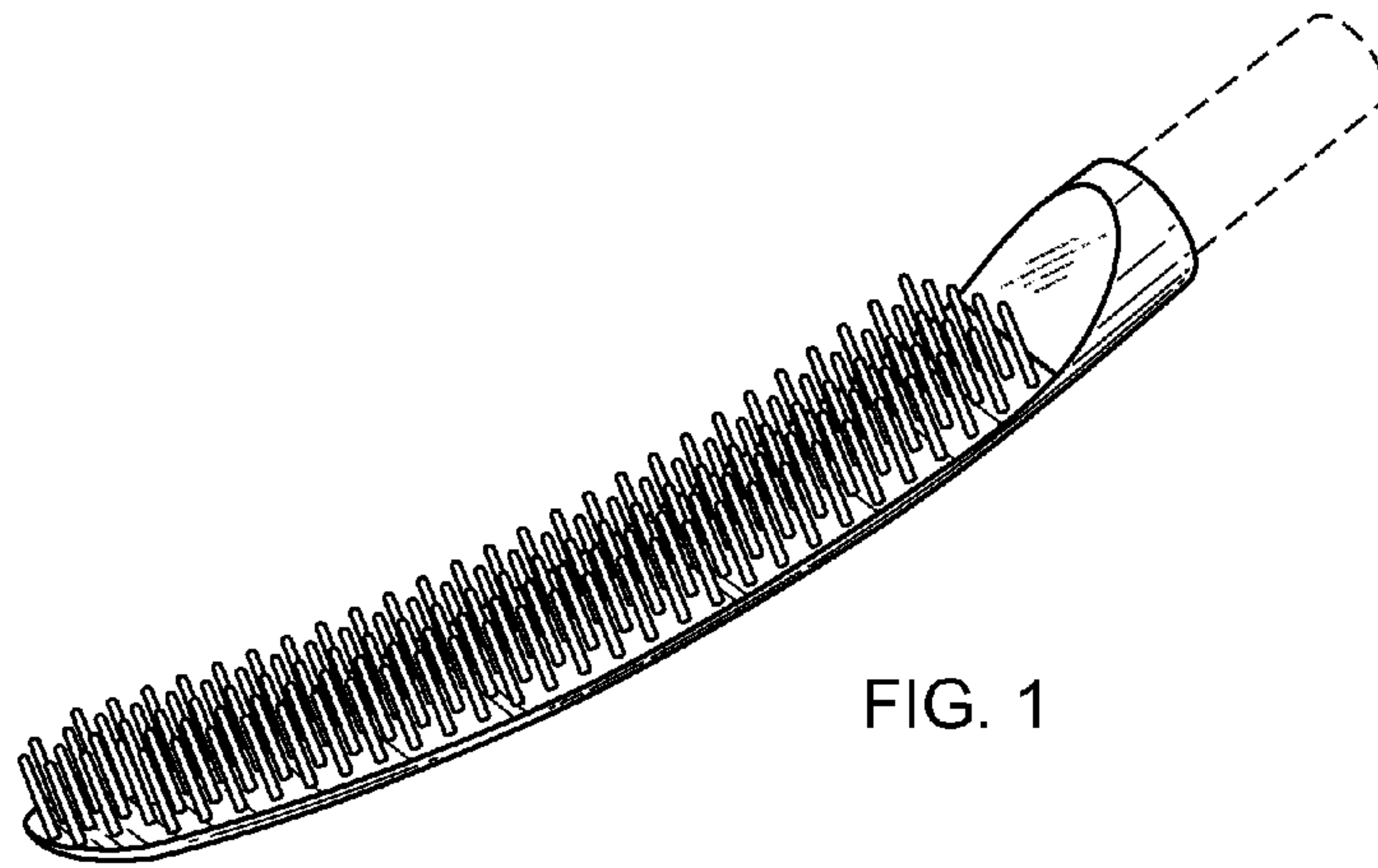


FIG. 1




FIG. 2

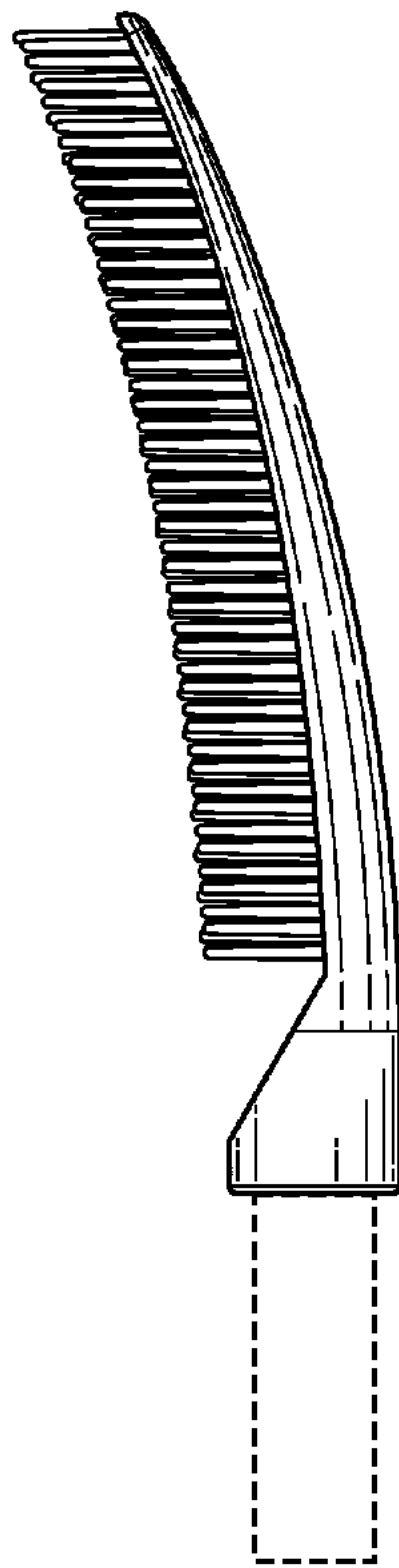


FIG. 3

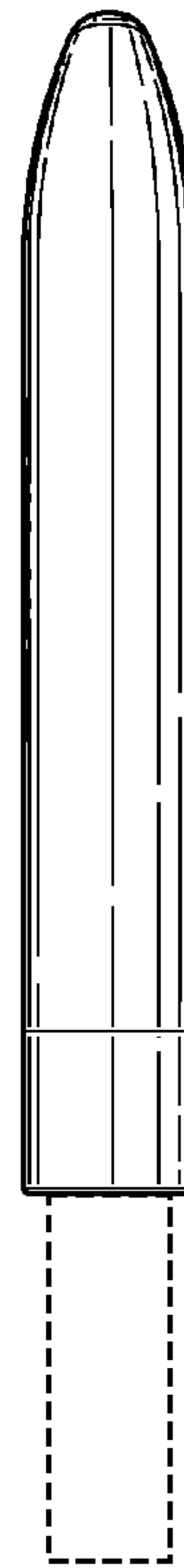


FIG. 4



FIG. 5




FIG. 6