

US00D570593S

(12) **United States Design Patent** (10) **Patent No.:** **US D570,593 S**
Justiss (45) **Date of Patent:** **** Jun. 10, 2008**

(54) **CASE FOR PORTABLE DIGITAL MEDIA DEVICE**

(75) Inventor: **Nathaniel B. Justiss**, Charleston, SC (US)

(73) Assignee: **Netalog, Inc.**, Charleston, SC (US)

(**) Term: **14 Years**

(21) Appl. No.: **29/295,490**

(22) Filed: **Sep. 28, 2007**

(51) **LOC (8) Cl.** **03-01**

(52) **U.S. Cl.** **D3/201; D3/218**

(58) **Field of Classification Search** D3/201, D3/218, 215, 219, 224–226, 247–252, 269; 224/250, 666, 674, 930, 206, 600–605; 379/433.11, 379/455; 455/100; 206/305, 320
See application file for complete search history.

(56) **References Cited**

U.S. PATENT DOCUMENTS

2,217,455 A	10/1940	Price et al.
2,908,382 A	10/1959	Turner
3,136,408 A	6/1964	Rockmann
D317,157 S	5/1991	Jondelius
D337,435 S	7/1993	Kaneko et al.
5,383,091 A	1/1995	Snell
D365,927 S	1/1996	Cho
5,494,157 A	2/1996	Golenz et al.
D385,283 S	10/1997	Snyder et al.
5,684,883 A	11/1997	Chen
5,710,728 A	1/1998	Danielson et al.
5,832,098 A	11/1998	Chen
5,897,040 A	4/1999	Ward
5,923,752 A	7/1999	McBride et al.
D444,454 S	7/2001	Hanna et al.
D462,677 S	9/2002	Eroma
6,633,770 B1	10/2003	Gitzinger et al.
D484,874 S	1/2004	Chang et al.
6,765,145 B2	7/2004	Cheyne et al.

6,999,805 B2	2/2006	Gartrell et al.
D540,539 S *	4/2007	Gutierrez D3/269
7,248,904 B2	7/2007	Gartrell et al.
7,257,422 B2	8/2007	Loprete
D551,856 S *	10/2007	Ko et al. D3/218
D558,972 S *	1/2008	Oh D3/201
D560,350 S *	1/2008	Scapillato et al. D3/201
2001/0002003 A1	5/2001	Kuzdak et al.
2001/0035242 A1	11/2001	Hughs et al.
2004/0256188 A1	12/2004	Harcourt
2007/0154048 A1	7/2007	Chang
2007/0165371 A1	7/2007	Brandenburg

FOREIGN PATENT DOCUMENTS

JP 3121090 U 4/2006

* cited by examiner

Primary Examiner—Catherine R Oliver

(74) *Attorney, Agent, or Firm*—Vincent K. Gustafson; Intellectual Property / Technology Law

(57) **CLAIM**

The ornamental design for a case for a portable digital media device, as shown and described.

DESCRIPTION

FIG. 1 is a rear perspective view of a case for portable digital media device embodying my new design;

FIG. 2 is a rear elevation view thereof;

FIG. 3 is a top plan view thereof;

FIG. 4 is a right side elevation view thereof;

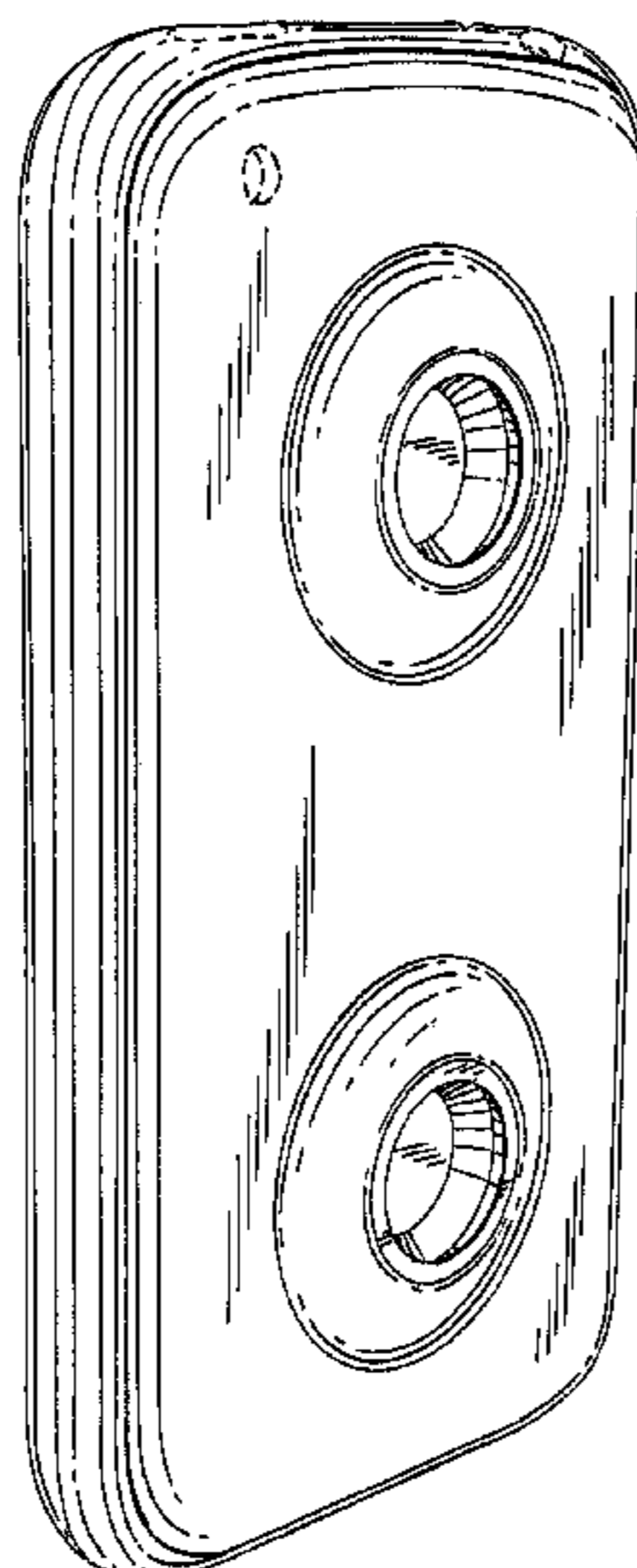
FIG. 5 is a front elevation view thereof; and,

FIG. 6 is a bottom plan view thereof.

The left side elevation view is a mirror image of the right side elevation view.

All structures indicated in broken lines form no part of the design sought to be patented.

1 Claim, 4 Drawing Sheets



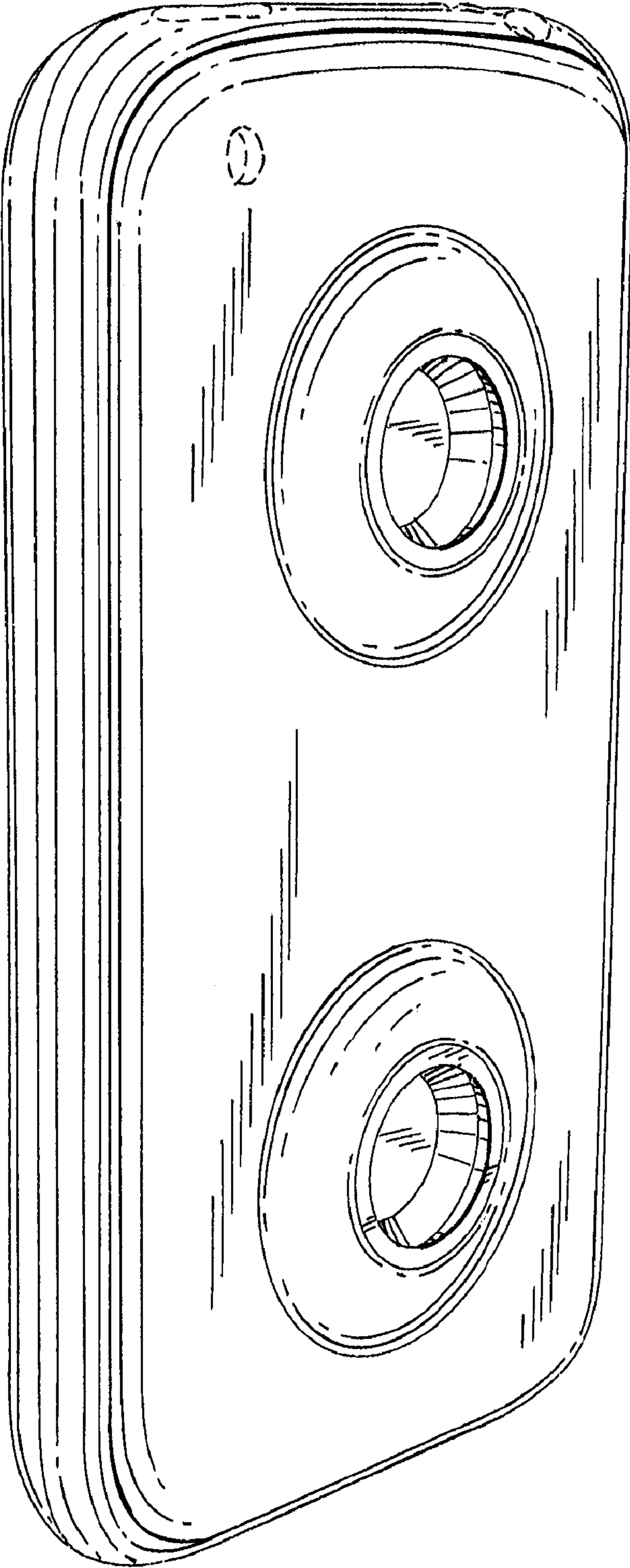


FIG. 1




FIG.2

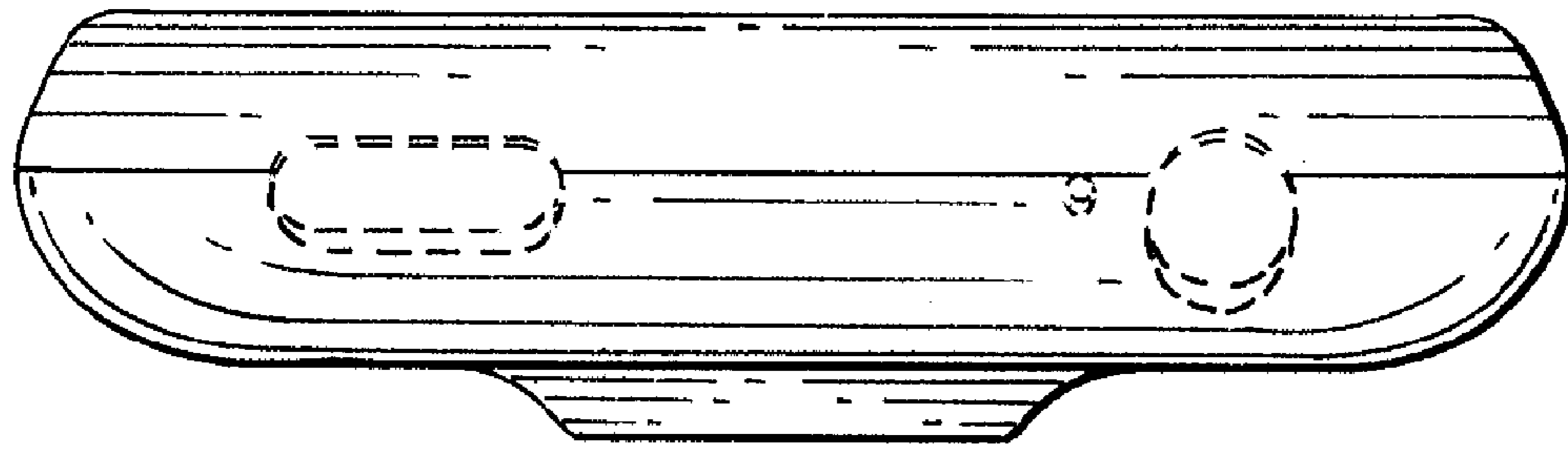


FIG. 3




FIG. 6

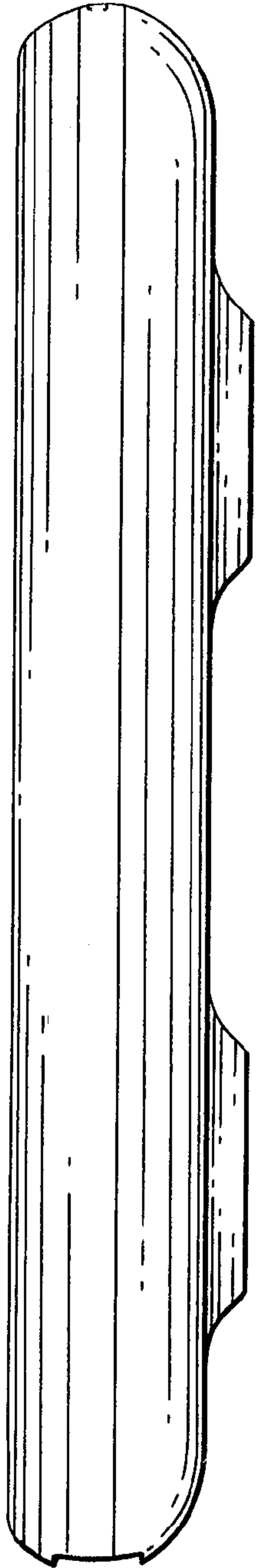


FIG. 4

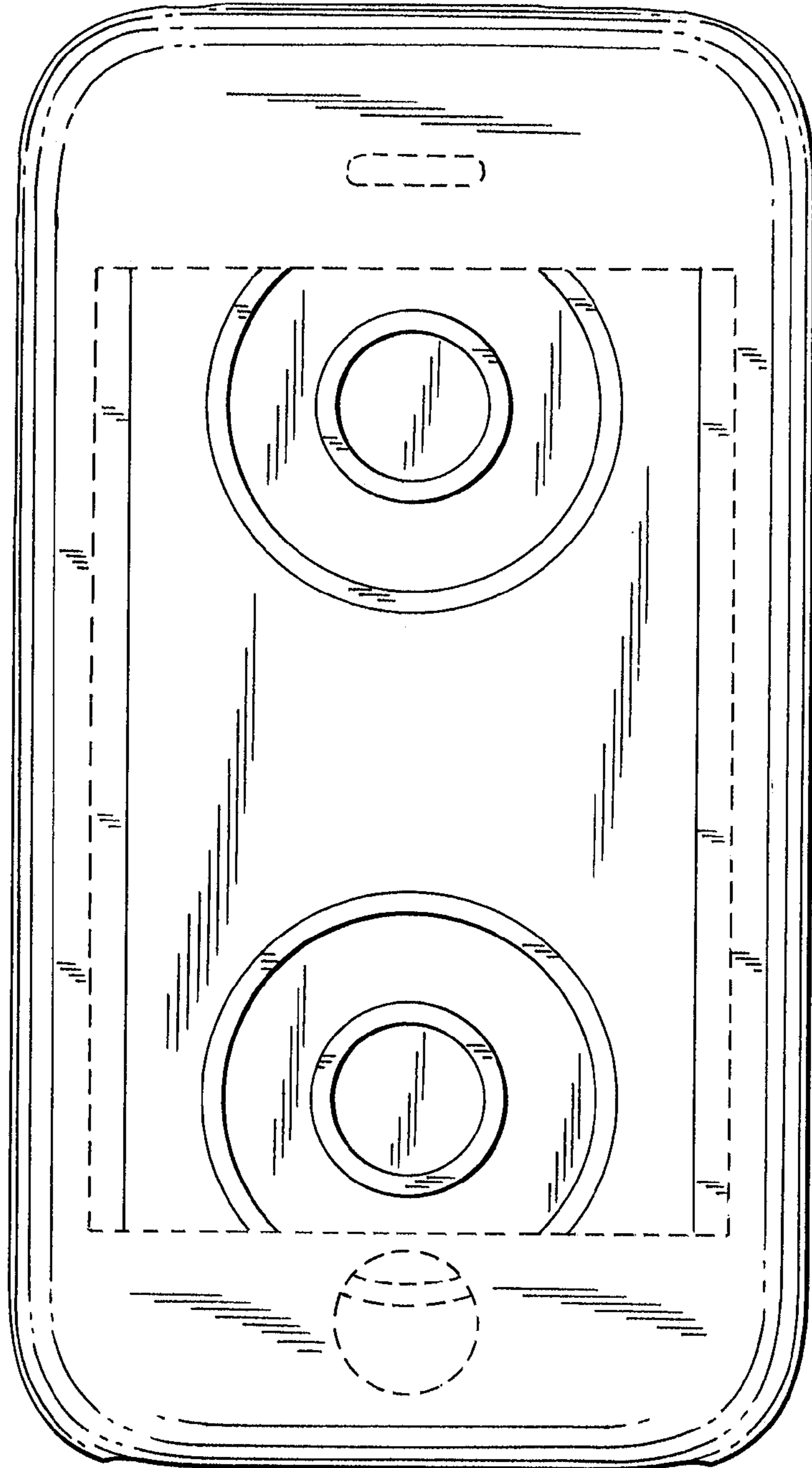


FIG. 5