



US00D570592S

(12) **United States Design Patent** (10) **Patent No.:** **US D570,592 S**
Hatfield et al. (45) **Date of Patent:** **** Jun. 10, 2008**

(54) **PORTION OF A SHOE**
(75) Inventors: **Tinker L. Hatfield**, Portland, OR (US);
Mark J. Smith, Portland, OR (US);
Thomas Foxen, Portland, OR (US);
Thomas Berend, Beaverton, OR (US);
Jeffrey Christopher Spanks, Portland,
OR (US)

D433,220 S * 11/2000 Fogg D2/972
D485,976 S 2/2004 Maatita
D487,186 S * 3/2004 Maatita D2/972
D508,767 S 8/2005 Hatfield
D510,180 S * 10/2005 Gerber D2/972
D513,850 S * 1/2006 Alfaro D2/972
D528,778 S * 9/2006 Avar et al. D2/977
D546,538 S * 7/2007 Mayden D2/972
D546,543 S * 7/2007 DiTullo, Jr. D2/972
D548,444 S 8/2007 Covatch

(73) Assignee: **Nike, Inc.**, Beaverton, OR (US)

(**) Term: **14 Years**

(21) Appl. No.: **29/297,376**

(22) Filed: **Nov. 9, 2007**

(51) **LOC (8) Cl.** **02-99**

(52) **U.S. Cl.** **D2/972**

(58) **Field of Classification Search** D2/902,
D2/906-908, 943, 944, 969, 972-974, 946,
D2/903; 36/45, 50.1, 83, 88, 113, 114, 126-130,
36/8.1; D21/806, 807

See application file for complete search history.

(56) **References Cited**

U.S. PATENT DOCUMENTS

330,945 A	11/1885	Valiant	
1,514,706 A	11/1924	Kennedy	
2,022,554 A	11/1935	Williams	
D159,490 S	8/1950	Kaye	
D161,889 S	2/1951	Williams	
D162,158 S	2/1951	Hard	
D162,952 S	4/1951	Hard	
3,091,871 A	6/1963	Tronche	
D415,880 S *	11/1999	McCourt D2/972
D418,285 S *	1/2000	Boyer D2/977
D422,132 S *	4/2000	Fogg D2/972
D424,292 S	5/2000	Besanceney, III et al.	

OTHER PUBLICATIONS

Nike Footwear Catalog Fall 1990; p. 104, published Dec. 1989.
Nike Footwear Catalog Fall 1997; p. 46, published Dec. 1996.

* cited by examiner

Primary Examiner—Dominic Simone

(74) *Attorney, Agent, or Firm*—Banner & Witcoff, Ltd.

(57) **CLAIM**

The ornamental design for a portion of a shoe, as shown and described.

DESCRIPTION

FIG. 1 is a rear perspective view of a portion of a shoe showing our new design;


FIG. 2 is a side view thereof;

FIG. 3 is a rear view thereof; and,

FIG. 4 is a top view thereof.

The broken line showing within the shaded area forms a part of the claimed design. The broken line showing immediately adjacent to the shaded area represents an unclaimed boundary of the design. The broken line showing of the remainder of the shoe is for illustrative purposes only and forms no part of the claimed design.

1 Claim, 4 Drawing Sheets



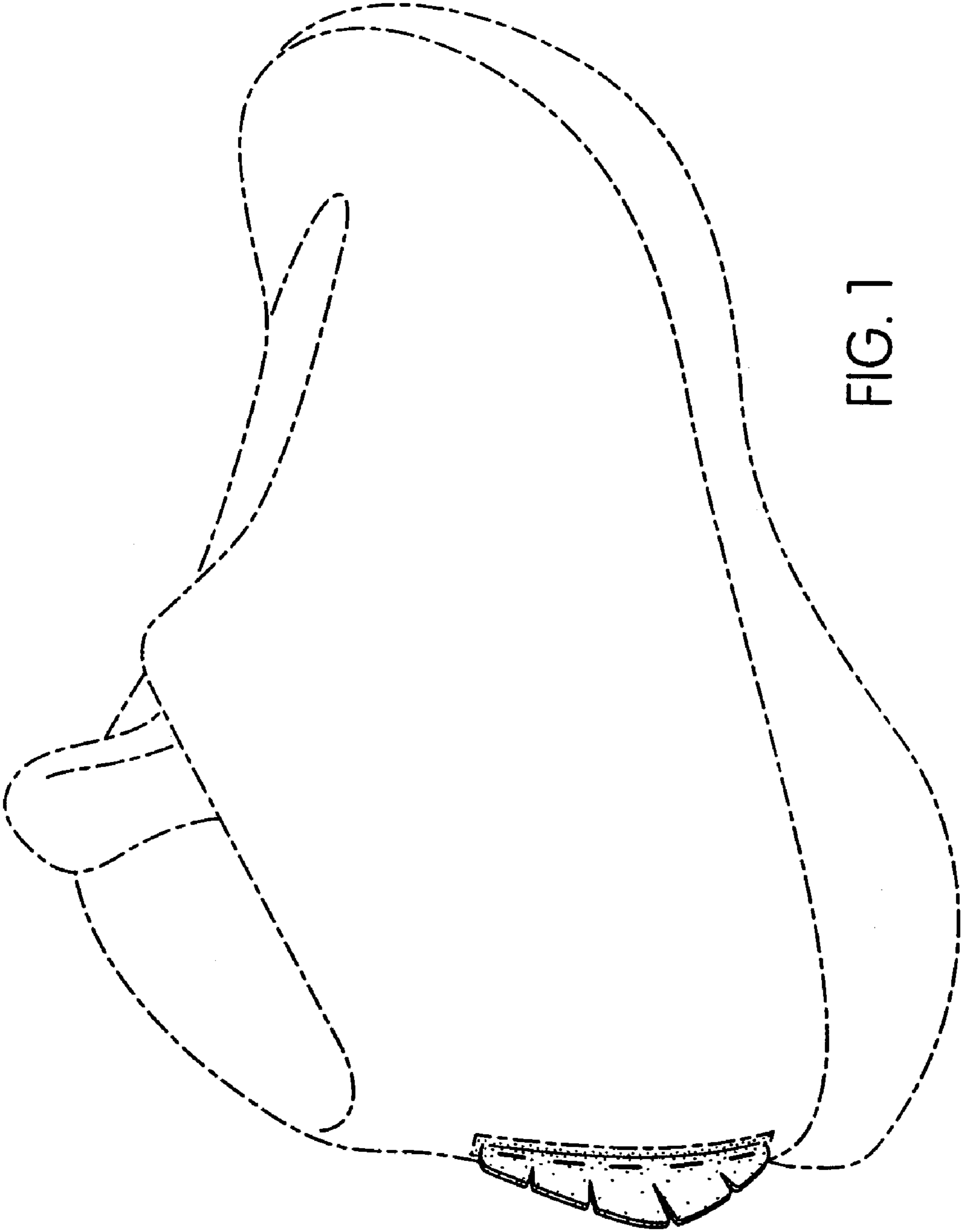


FIG. 1

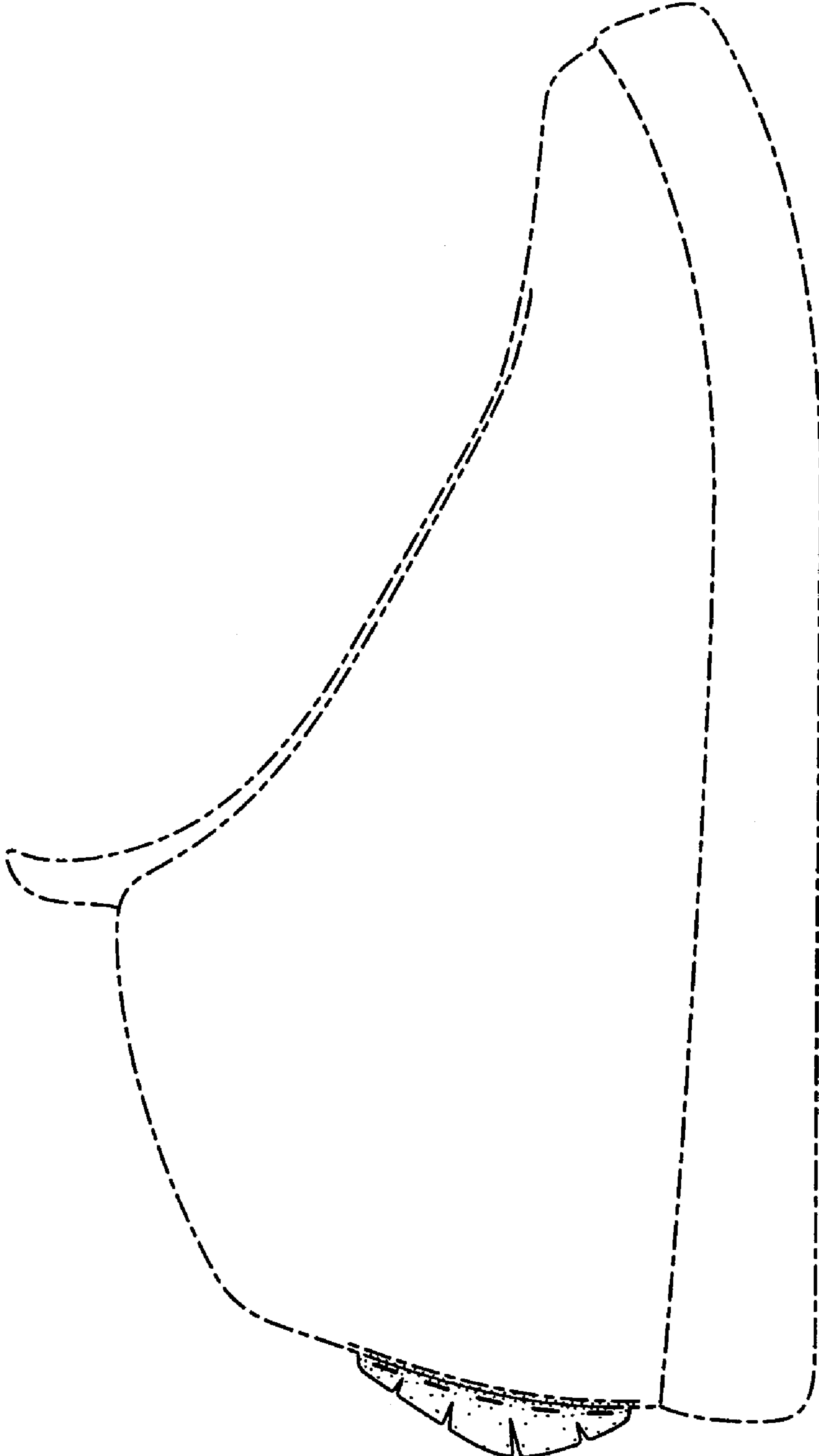


FIG. 2

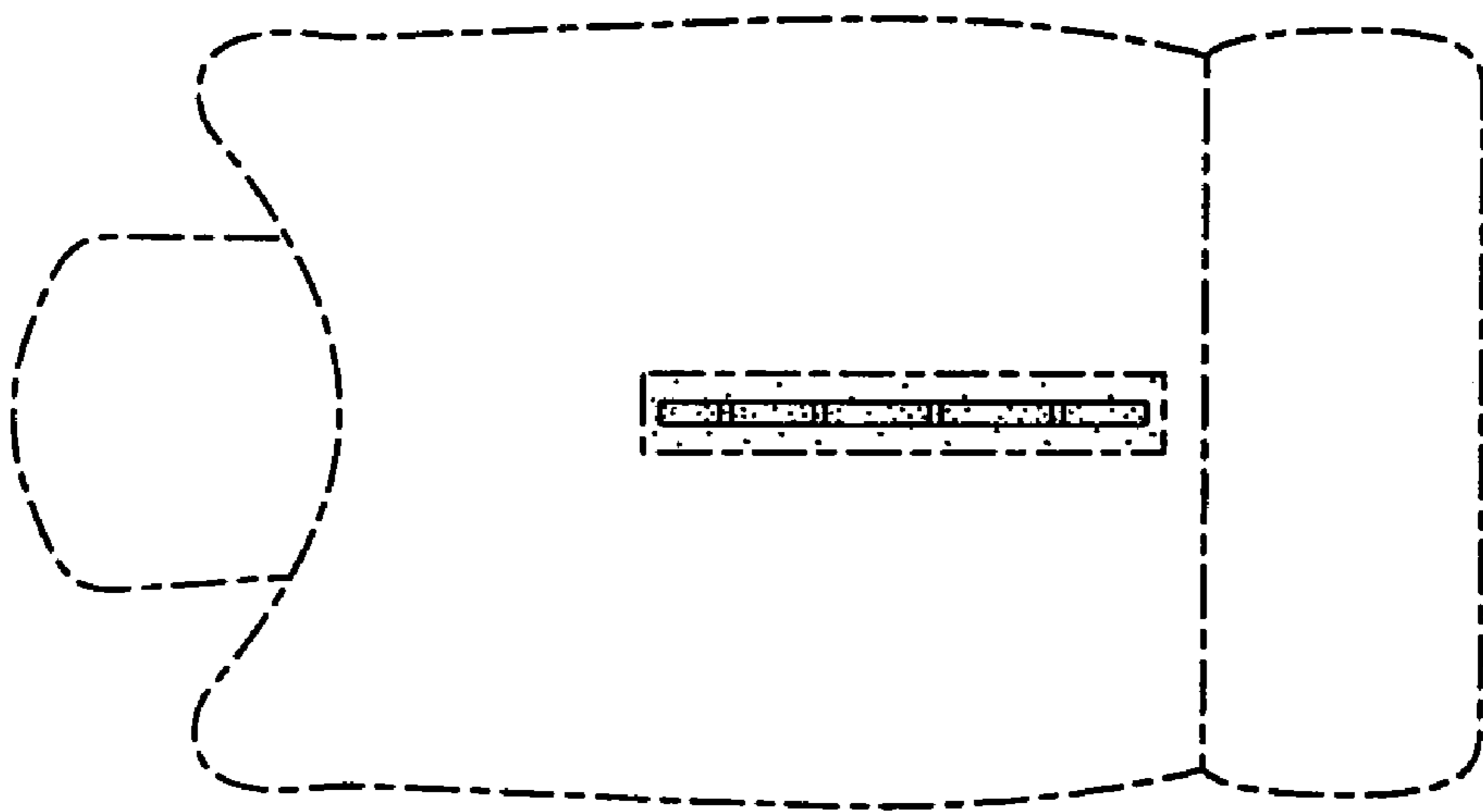


FIG. 3

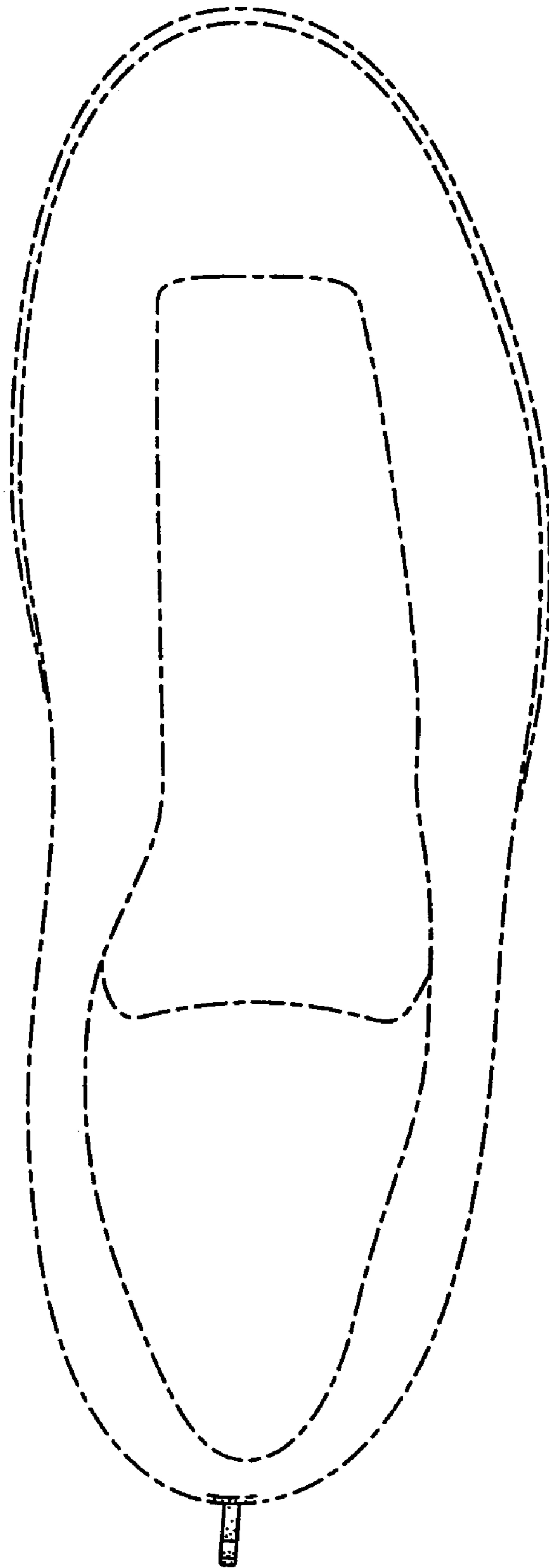


FIG. 4