



US00D570590S

(12) **United States Design Patent**
Teteriatnikov

(10) **Patent No.:** **US D570,590 S**
(45) **Date of Patent:** **** Jun. 10, 2008**

(54) **SHOE UPPER**

(75) Inventor: **Savva Teteriatnikov**, Los Angeles, CA
(US)

(73) Assignee: **Skechers U.S.A., Inc. II**, Manhattan
Beach, CA (US)

(**) Term: **14 Years**

(21) Appl. No.: **29/305,408**

(22) Filed: **Mar. 19, 2008**

(51) **LOC (8) Cl.** **02-99**

(52) **U.S. Cl.** **D2/971; D2/969**

(58) **Field of Classification Search** D2/896,
D2/902, 903, 906-908, 923, 969, 972-974,
D2/900, 925, 971; 36/45, 77 M, 77 R, 83,
36/88, 113, 114, 126-131

See application file for complete search history.

(56) **References Cited**

U.S. PATENT DOCUMENTS

950,862 A	3/1910	Nelson	
D100,272 S	7/1936	Kozak	
D102,159 S	12/1936	Wright	
D105,446 S	7/1937	Troy	
D109,349 S	4/1938	Timparioli	
D110,818 S	8/1938	Odenchrants	
D111,279 S	9/1938	Elkin	
D154,513 S	7/1949	Sandler	
D158,330 S	4/1950	Sandler	
D162,184 S	2/1951	Lacek	
D162,186 S	2/1951	Lacek	
D178,551 S *	8/1956	Sherman D2/900
D298,685 S	11/1988	Dillard	
D336,358 S	6/1993	Hatfield	
D337,425 S	7/1993	Hatfield	
D345,245 S	3/1994	McDonald	
D346,686 S	5/1994	Hatfield	
D346,894 S	5/1994	Hatfield	
D348,977 S	7/1994	Koh	

D358,021 S	5/1995	Vestuti	
D360,973 S	8/1995	Bailey	
D444,936 S	7/2001	Matis et al.	
6,606,803 B1	8/2003	Ritter et al.	
D499,869 S *	12/2004	Belley et al. D2/969
D500,403 S *	1/2005	Belley et al. D2/969
D502,798 S *	3/2005	Belley et al. D2/969
D513,836 S *	1/2006	Magro et al. D2/896
D517,294 S *	3/2006	Belley et al. D2/969
D517,784 S	3/2006	Wilkenfeld	
D525,415 S	7/2006	Kelsey	
D532,962 S *	12/2006	Teteriatnikov D2/971
D538,022 S *	3/2007	Belley et al. D2/969
D538,520 S *	3/2007	Belley et al. D2/969
D539,020 S *	3/2007	Belley et al. D2/969
D539,021 S *	3/2007	Belley et al. D2/969
D544,681 S *	6/2007	Clark D2/969
D545,037 S *	6/2007	Shaffer D2/969

(Continued)

Primary Examiner—Dominic Simone

(74) *Attorney, Agent, or Firm*—Marshall A. Lerner; Marvin
H. Kleinberg; Kleinberg & Lerner, LLP

(57) **CLAIM**

The ornamental design for a shoe upper, as shown and
described.

DESCRIPTION

FIG. 1 is a perspective view of a shoe upper in accordance
with my new design.

FIG. 2 is a top plan view thereof;

FIG. 3 is a left elevational view thereof;

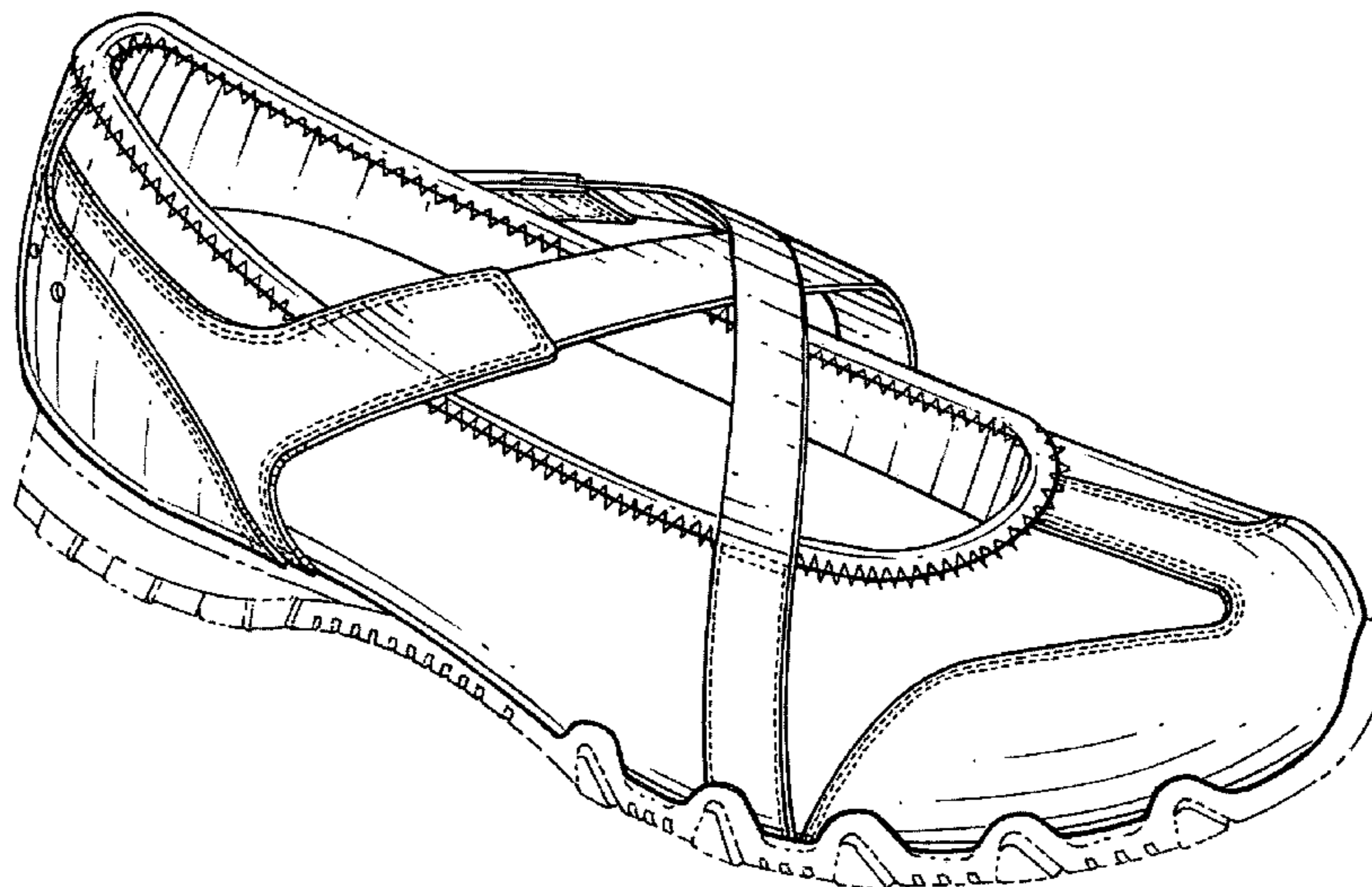
FIG. 4 is a right elevational view thereof;

FIG. 5 is a front elevational view thereof; and,

FIG. 6 is a rear elevational view thereof.

Broken lines in the figures are for illustrative purposes only
and form no part of the claimed invention.

1 Claim, 3 Drawing Sheets



US D570,590 S

Page 2

U.S. PATENT DOCUMENTS

D547,536 S *	7/2007	Hulbert	D2/969	D560,057 S *	1/2008	Belley et al.	D2/969
D547,935 S *	8/2007	Clark	D2/969	D560,337 S *	1/2008	Hulbert et al.	D2/969
D548,940 S	8/2007	Hulbert		D560,344 S	1/2008	Belley et al.	
D559,520 S *	1/2008	Belley et al.	D2/969	D564,745 S *	3/2008	Andersen et al.	D2/969

* cited by examiner

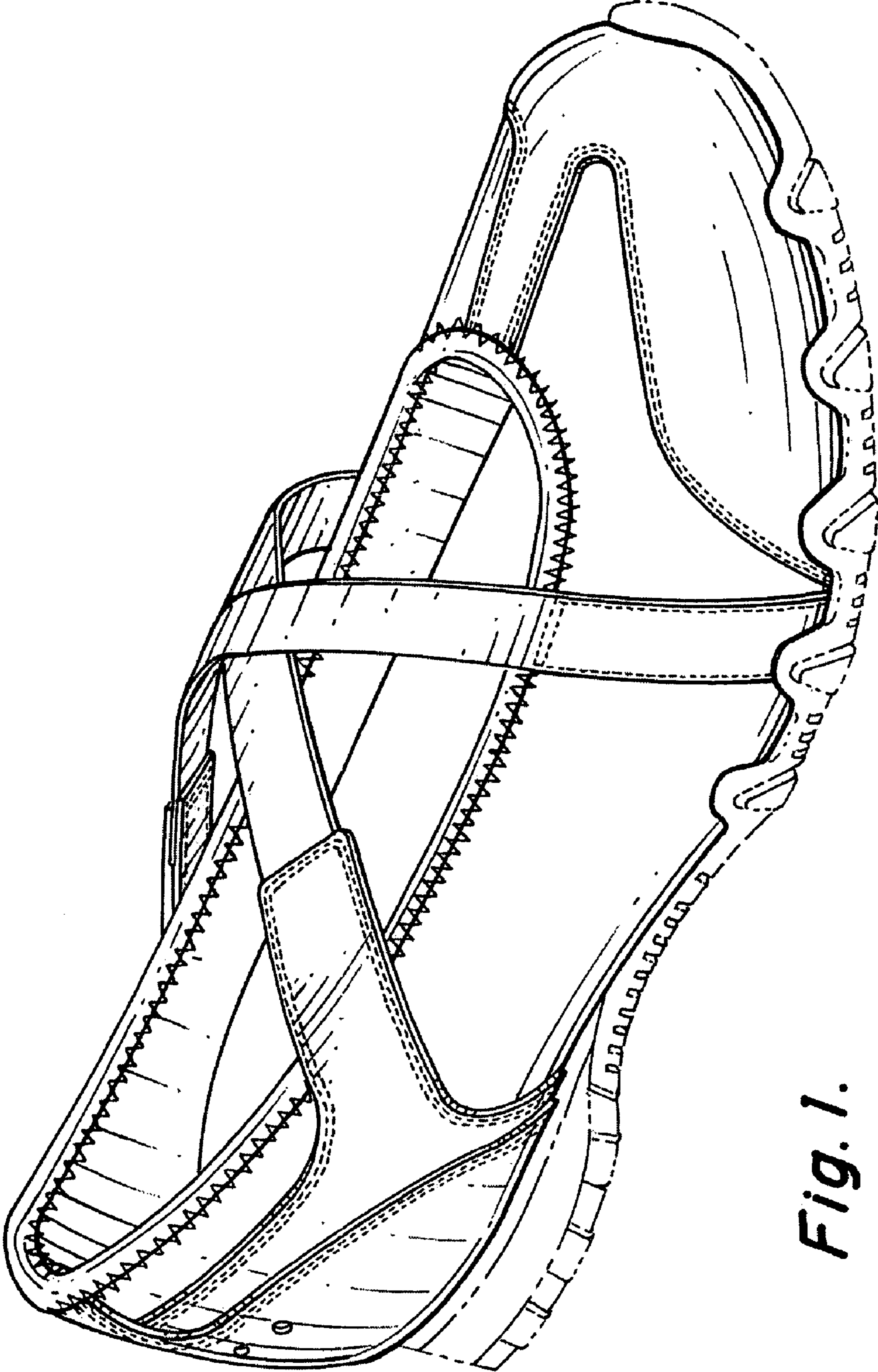


Fig. 1.

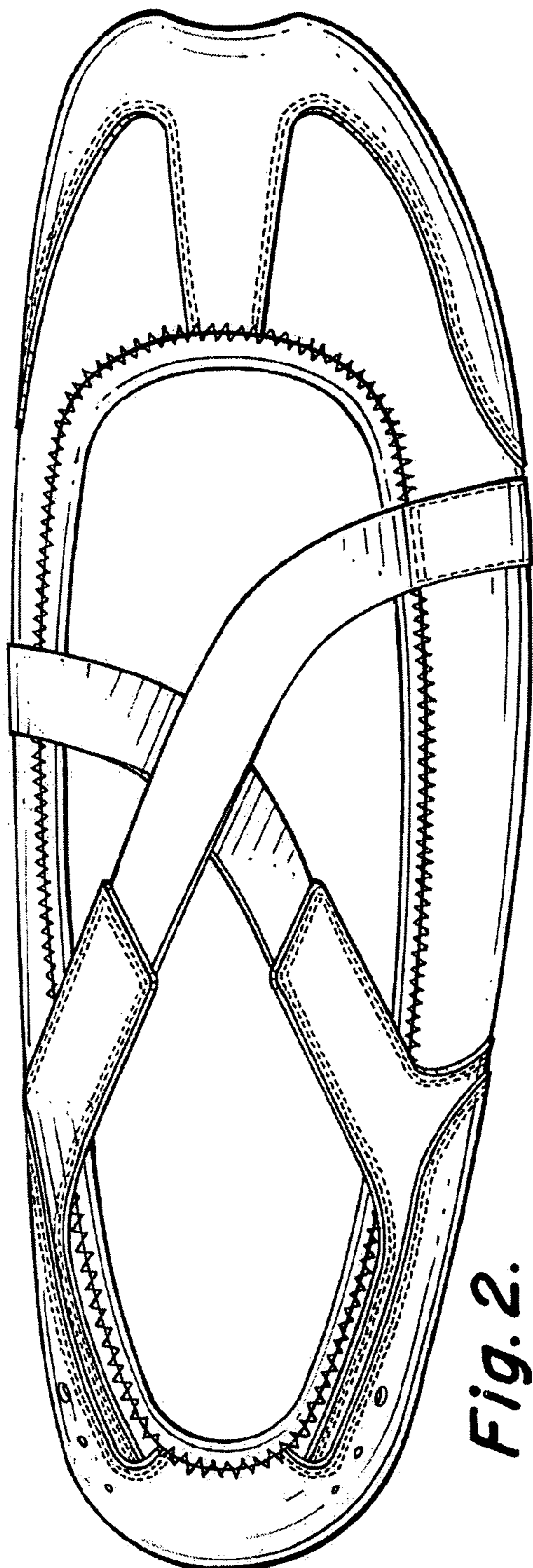


Fig. 2.

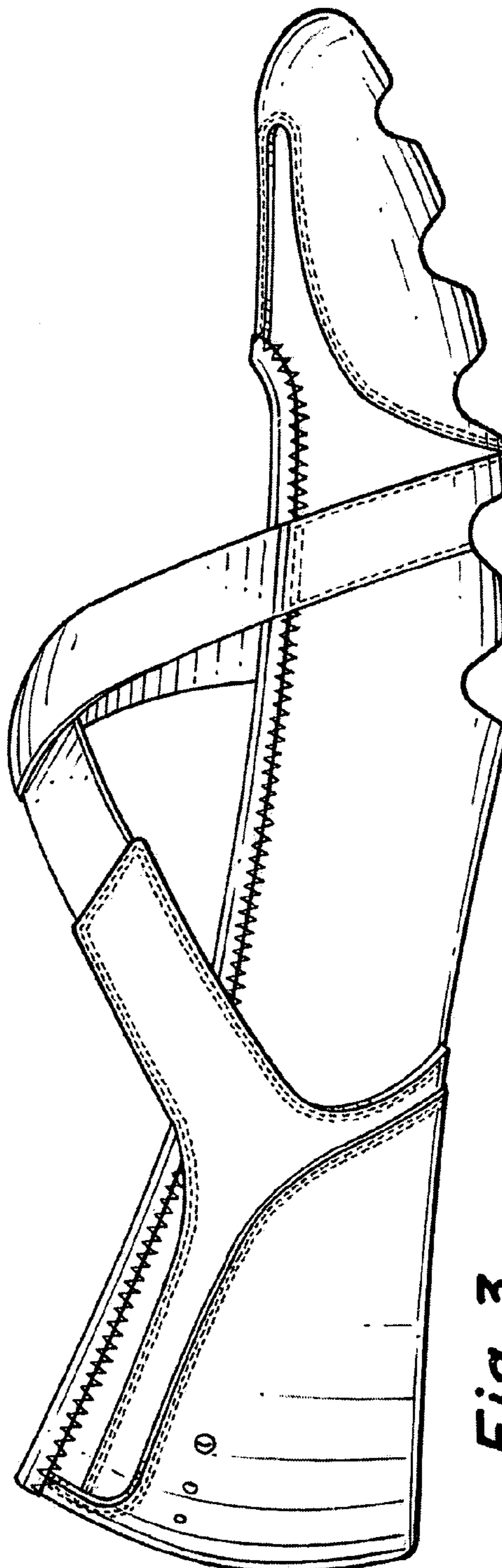


Fig. 3.

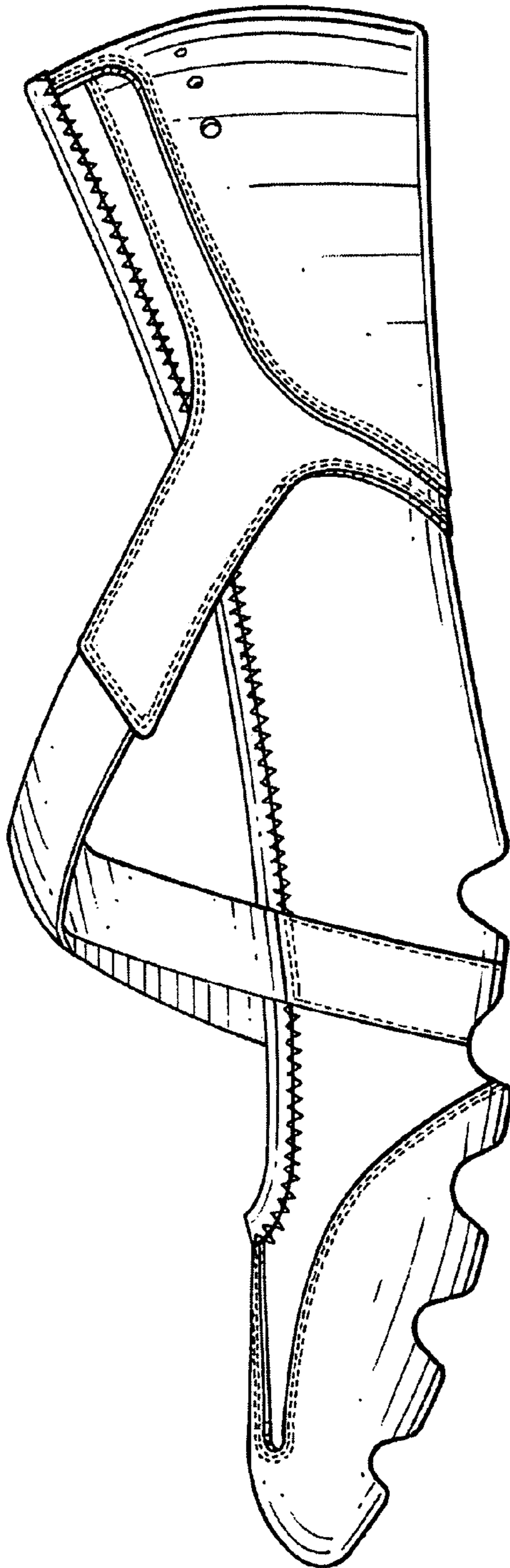


Fig. 4.

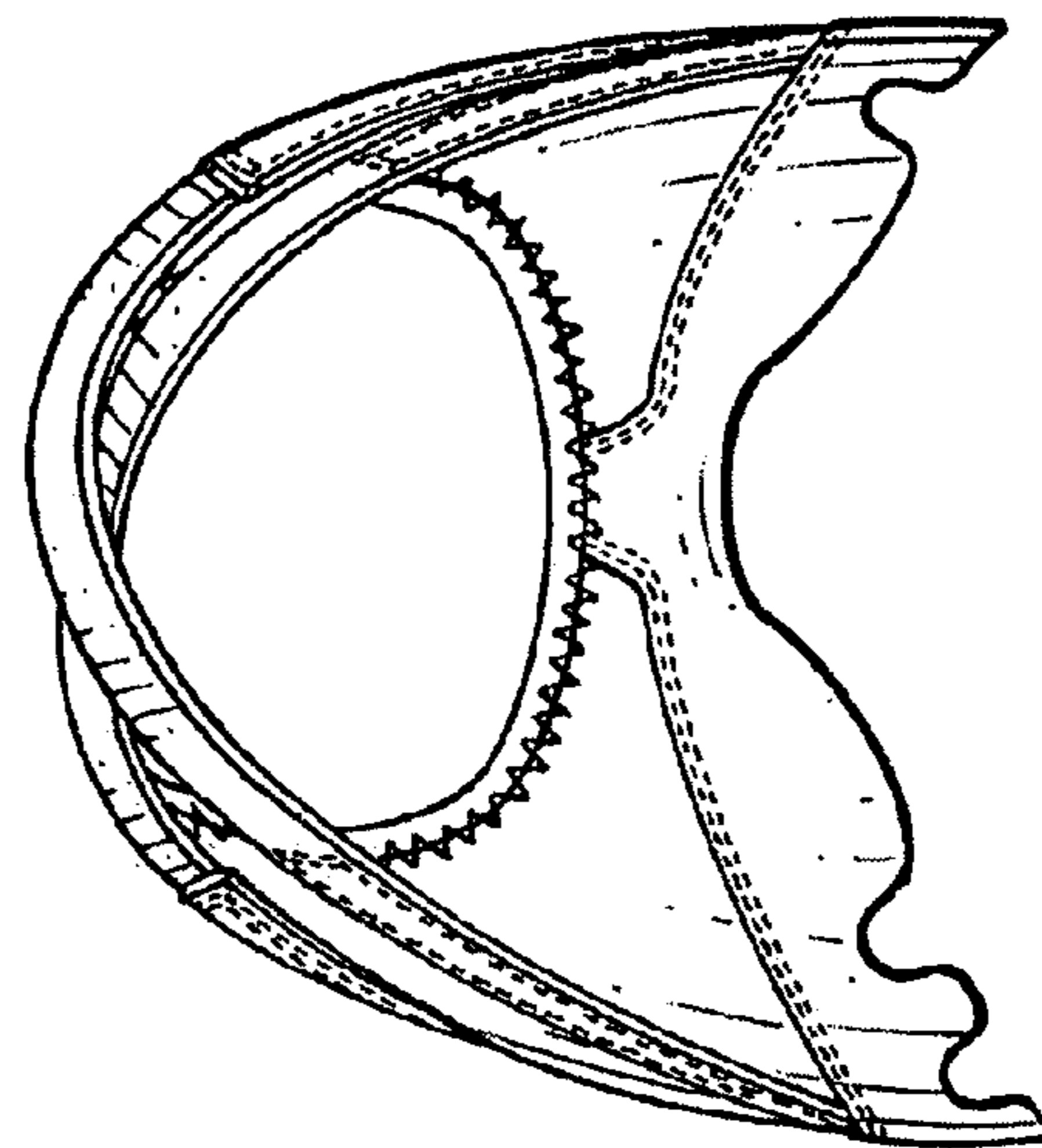


Fig. 5.

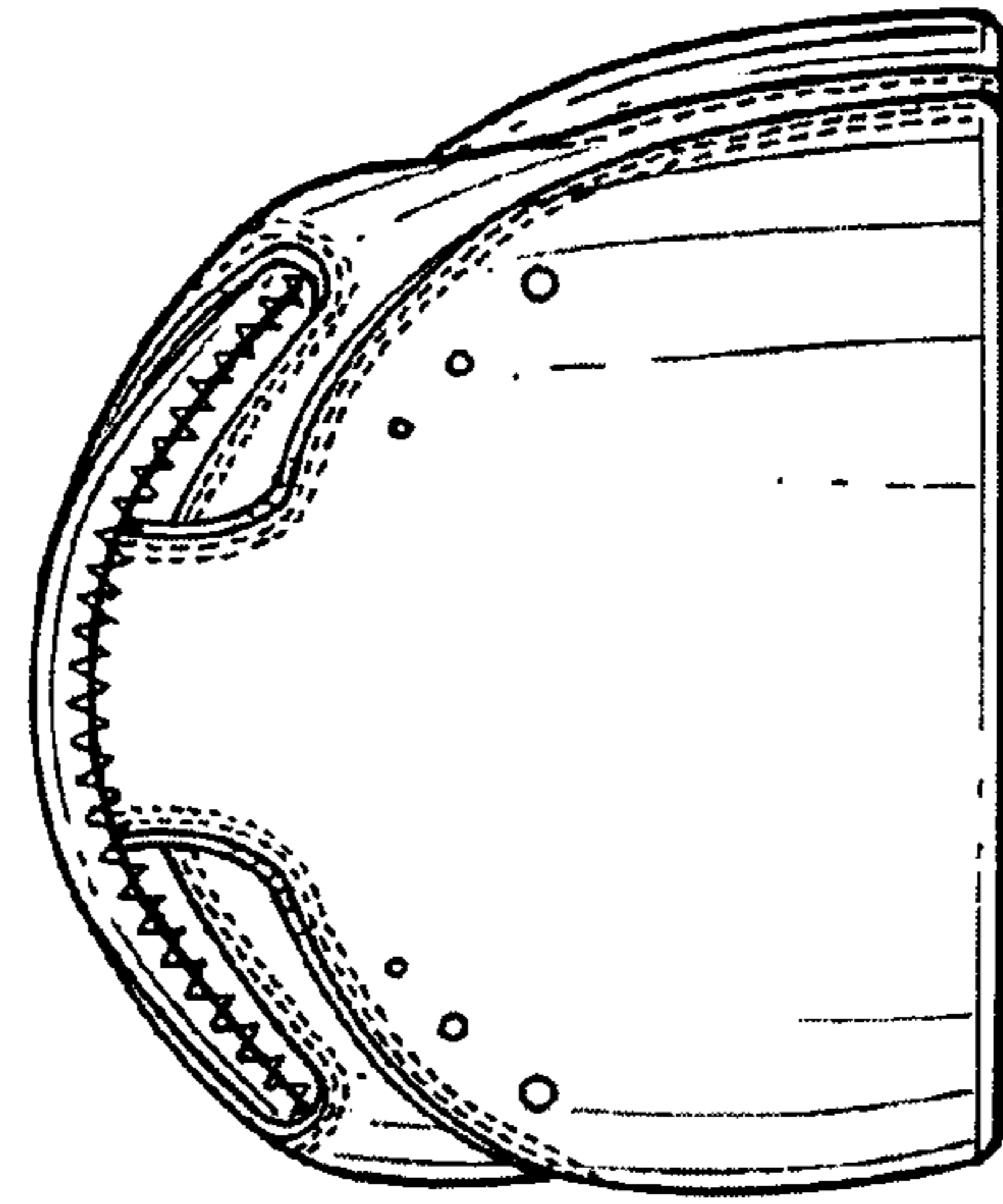


Fig. 6.