



US00D570578S

(12) **United States Design Patent**
Hornback et al.

(10) **Patent No.:** **US D570,578 S**
(45) **Date of Patent:** **** Jun. 10, 2008**

(54) **CAP WITH TEETH IN BILL**

(76) Inventors: **Scott Shayne Hornback**, 14509
Deercross Pl., Louisville, KY (US)
40245; **Zachary Tyler Hornback**,
14509 Deercross Pl., Louisville, KY
(US) 40245

(**) **Term:** **14 Years**

(21) **Appl. No.:** **29/271,050**

(22) **Filed:** **Jan. 9, 2007**

(51) **LOC (8) Cl.** **02-03**

(52) **U.S. Cl.** **D2/882**

(58) **Field of Classification Search** D2/865-866,
D2/871-873, 875-876, 879, 882, 884, 893,
D2/891; 2/65, 171, 171.1, 175.1, 183, 184,
2/195.1-4, 200.1, 209.11-13, 209.3, 209.5,
2/209.7; 362/106

See application file for complete search history.

(56) **References Cited**

U.S. PATENT DOCUMENTS

945,268	A *	1/1910	Dodd	2/175.1
D92,932	S *	7/1934	Schaffer	D2/865
D123,345	S *	10/1940	Rothchild	D2/893
3,015,104	A *	1/1962	Crosson et al.	2/171
D284,328	S *	6/1986	Bieber	D2/872
4,872,218	A *	10/1989	Holt	2/171.5
4,920,576	A *	5/1990	Landis	2/9
5,003,640	A *	4/1991	Pizzacar	2/209.13
D323,241	S *	1/1992	Neal	D2/868
5,368,518	A *	11/1994	Hitchcock	446/329
5,815,831	A *	10/1998	De Wan	2/10

5,924,139	A *	7/1999	Van Den Heuvel	2/209.13
D414,315	S *	9/1999	Kim	D2/869
6,126,507	A *	10/2000	Lieberman	446/327
D456,118	S *	4/2002	Hill	D2/866
D473,365	S *	4/2003	Bias	D2/867
D487,329	S *	3/2004	Prinz	D2/882
7,082,619	B1 *	8/2006	Thompson	2/175.5
D533,312	S *	12/2006	Bouchez	D29/102
2002/0029404	A1 *	3/2002	Friedman	2/195.2
2003/0233696	A1 *	12/2003	Lee	2/195.2
2005/0170151	A1 *	8/2005	Dobson et al.	428/192

* cited by examiner

Primary Examiner—Elizabeth A Albert

Assistant Examiner—Karen E Eldridge Powers

(57) **CLAIM**

We claim the ornamental design for a cap with teeth in bill, as shown and described.

DESCRIPTION

FIG. 1 is a perspective view of a cap with teeth in bill.

FIG. 2 is a front view of a cap with teeth in bill.

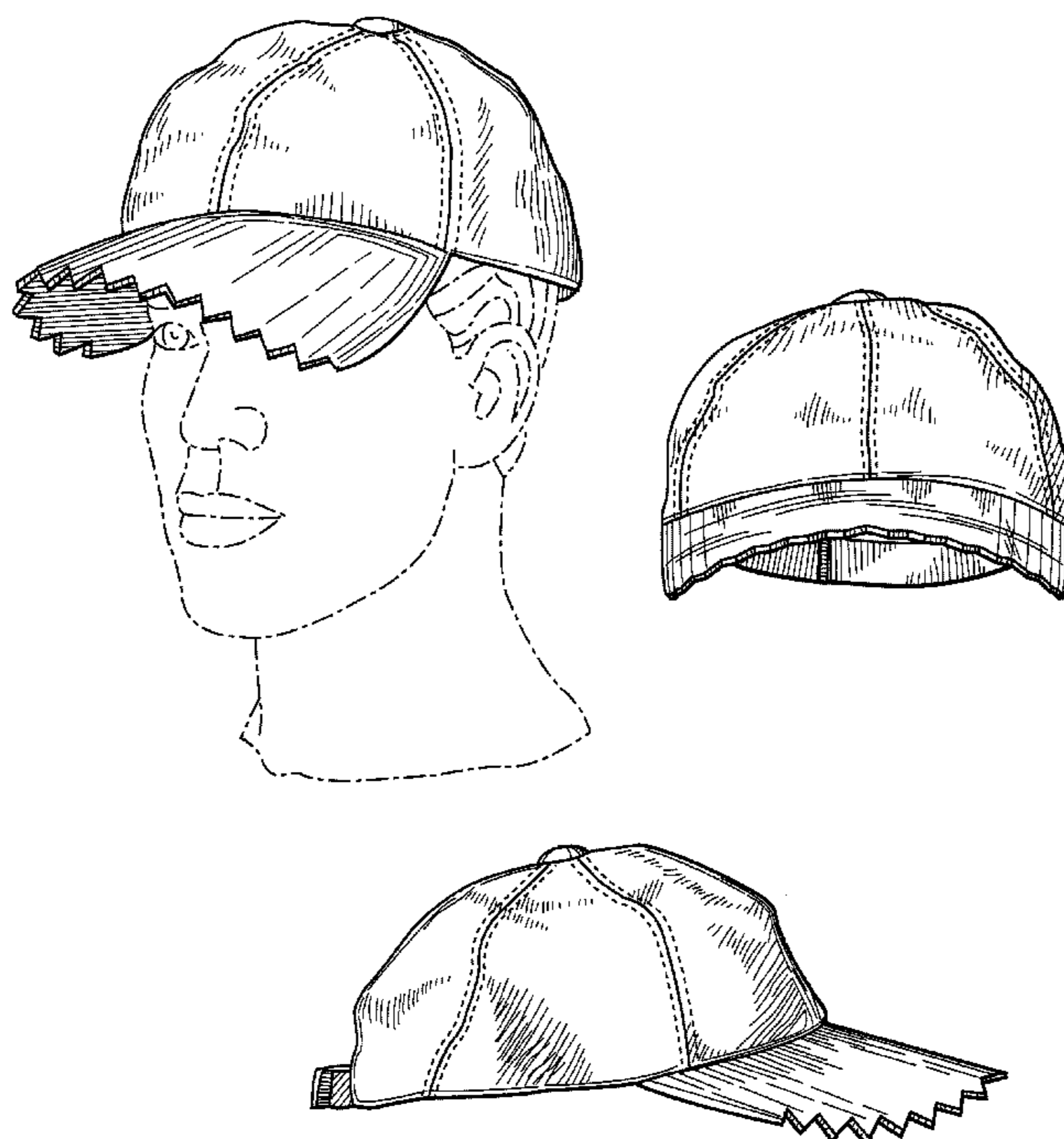
FIG. 3 is a side view of a cap with teeth in bill.

FIG. 4 is a rear view of a cap with teeth in bill; and,

FIG. 5 is a top view of a cap with teeth in bill.

The broken lines showing of the person's head and neck in FIG. 1 are for the purpose of illustrating environmental matter and form no part of the claimed design. In the figures, the broken lines that occur on either side of the gore seams represent stitching and are part of the claimed design.

1 Claim, 3 Drawing Sheets



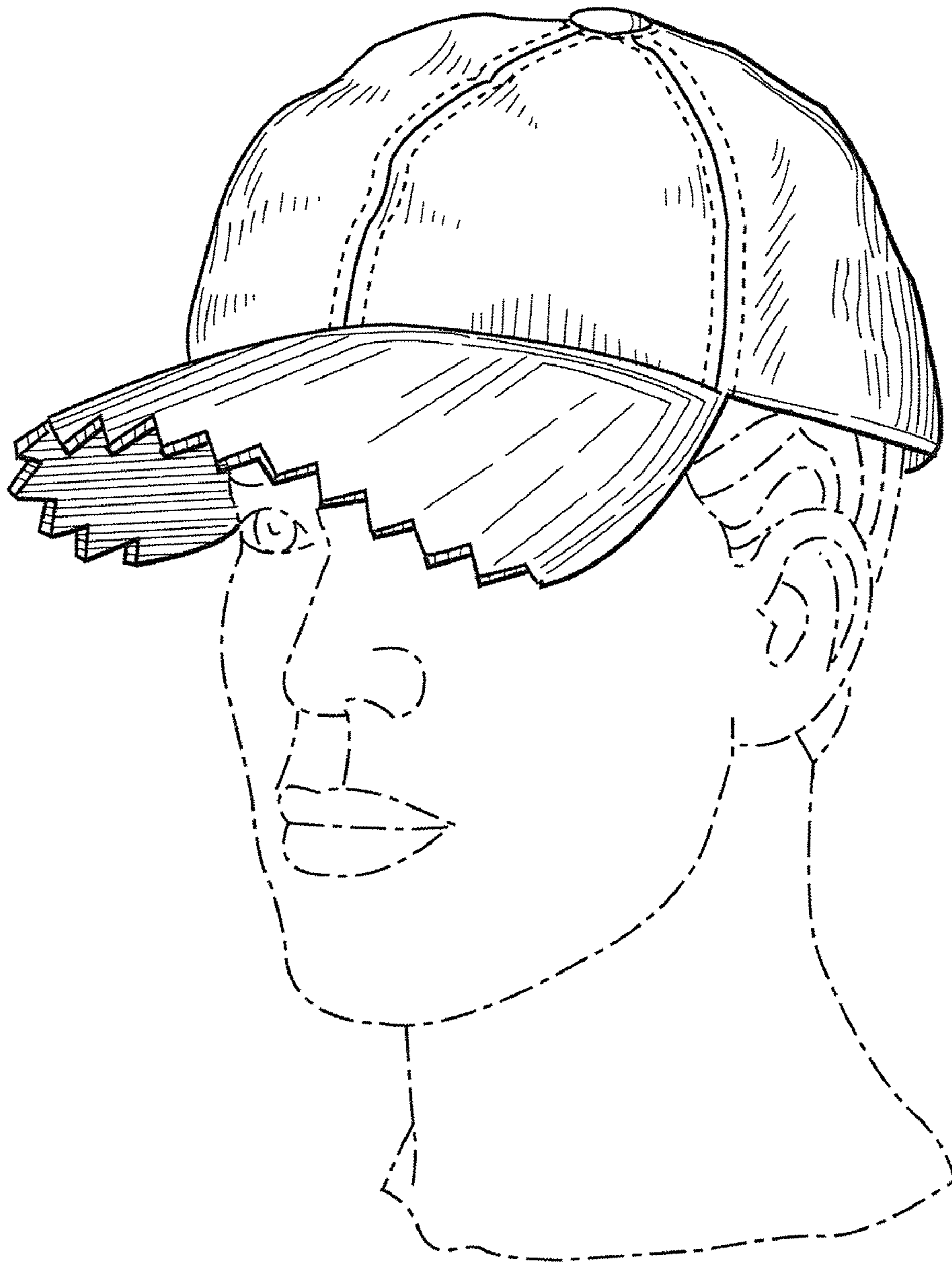


Fig. 1

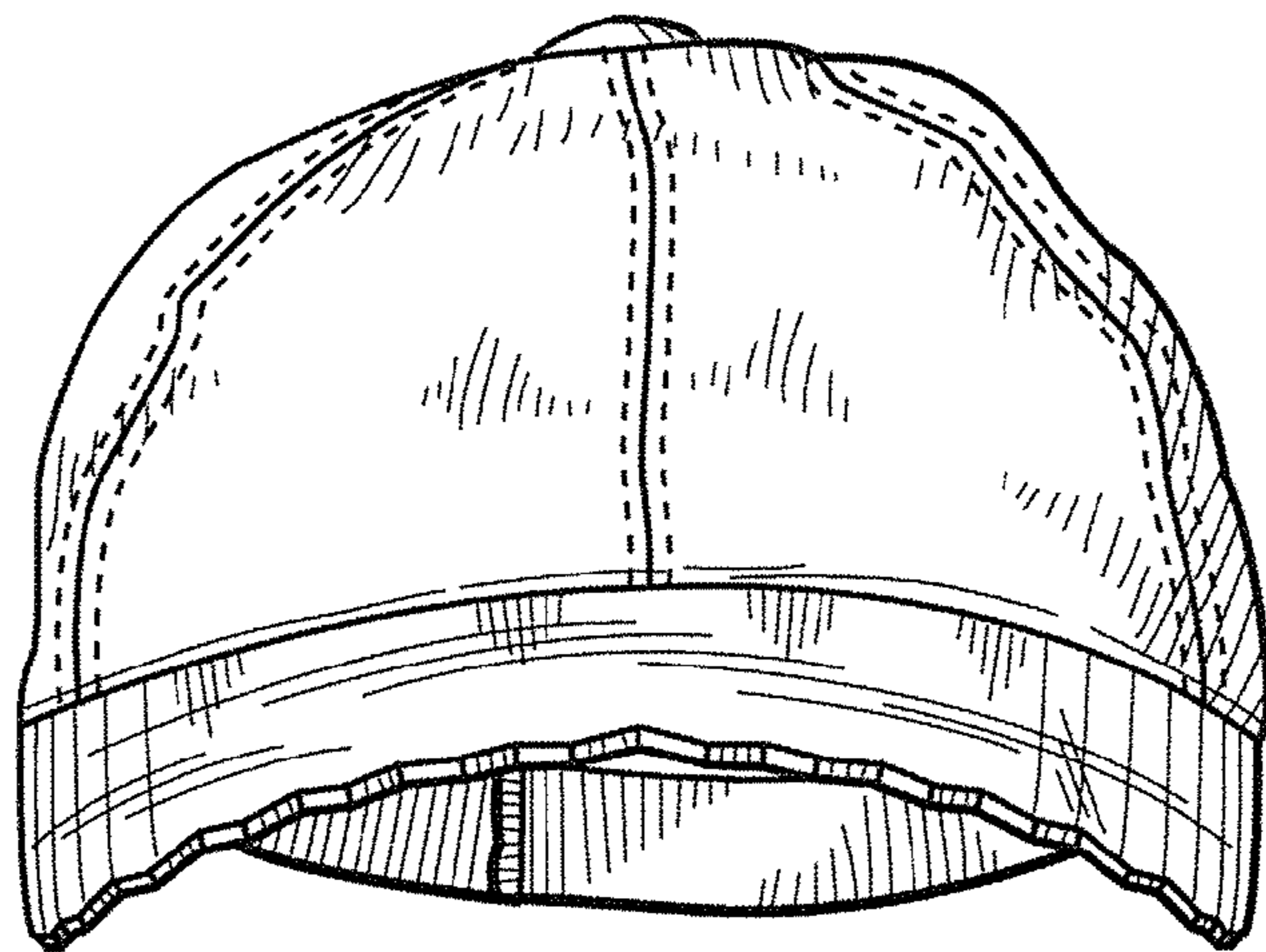


Fig. 2

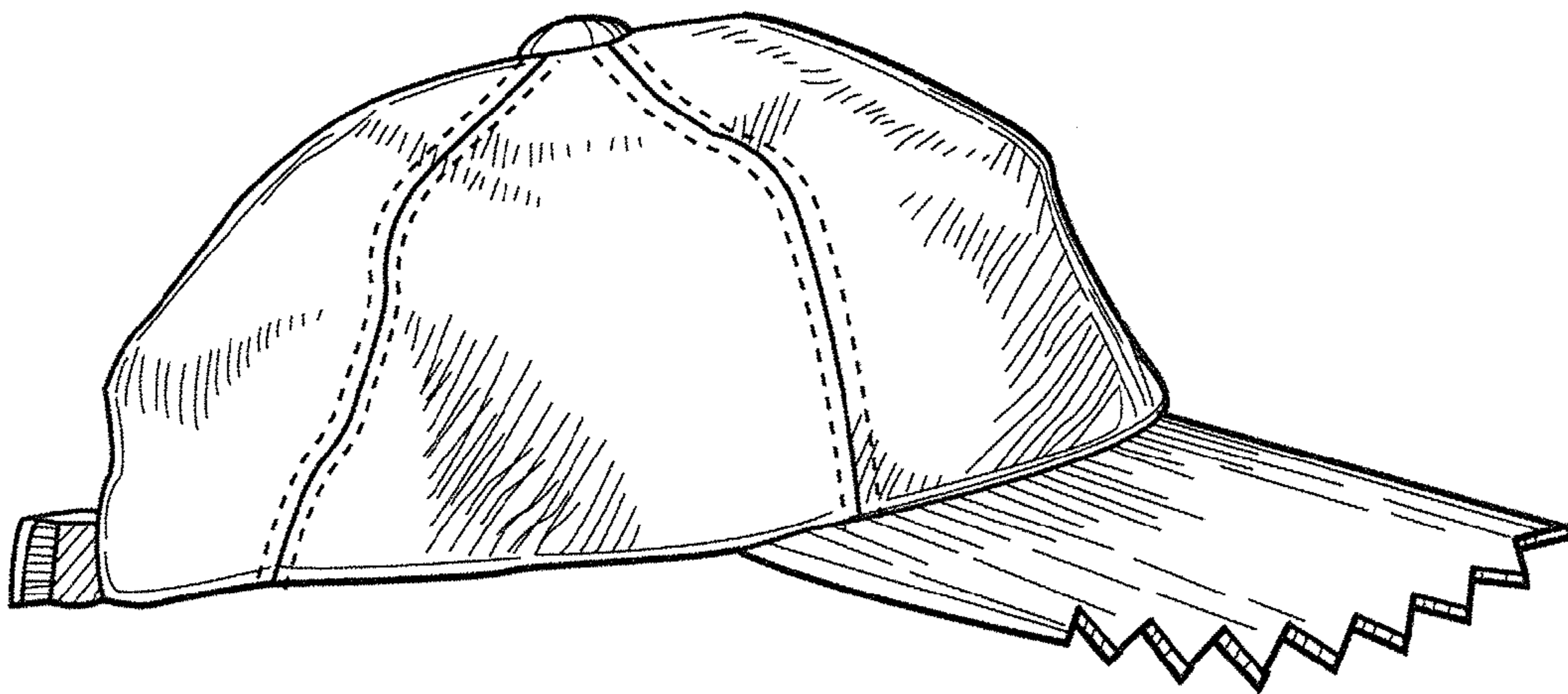


Fig. 3

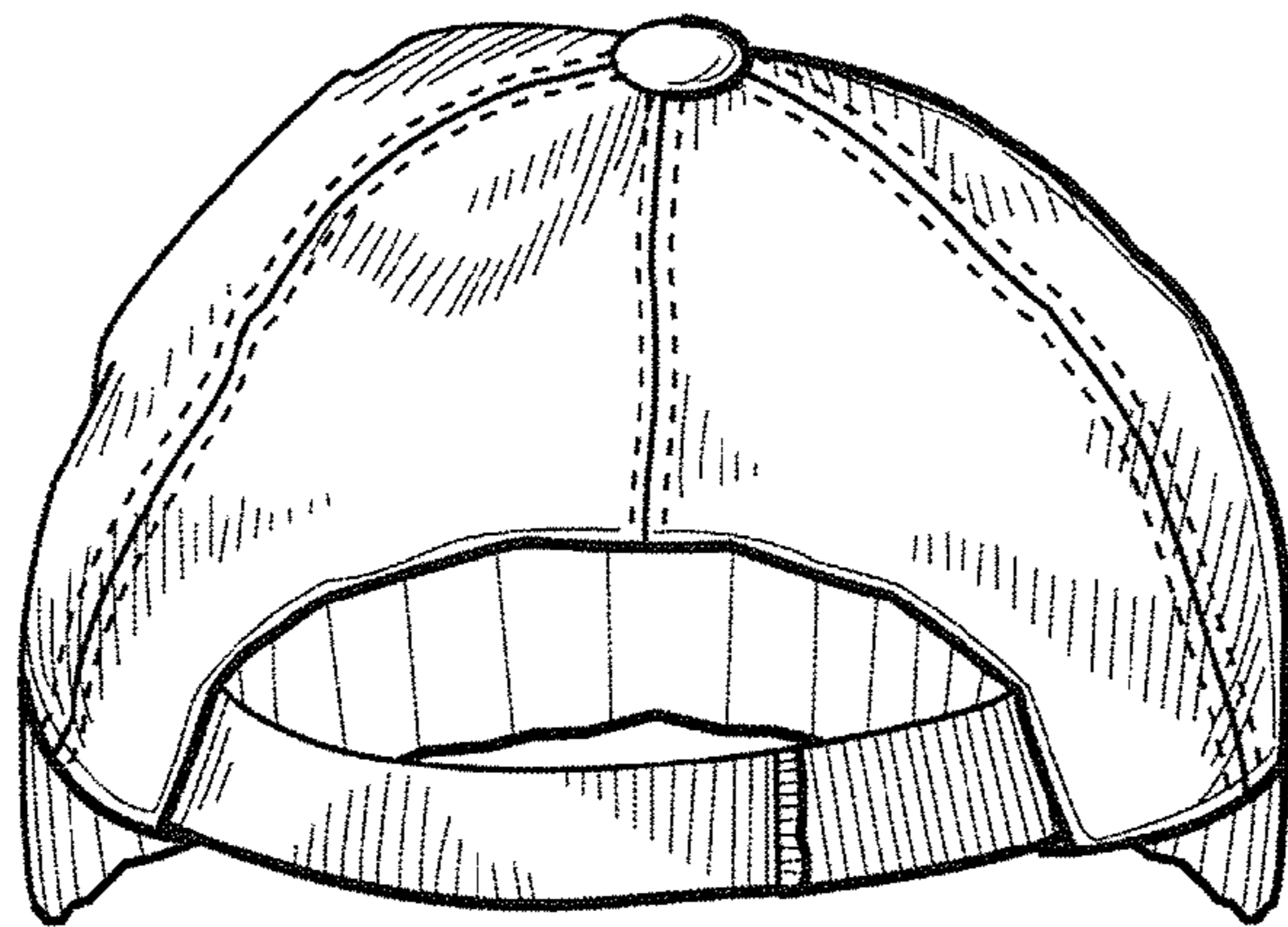


Fig. 4

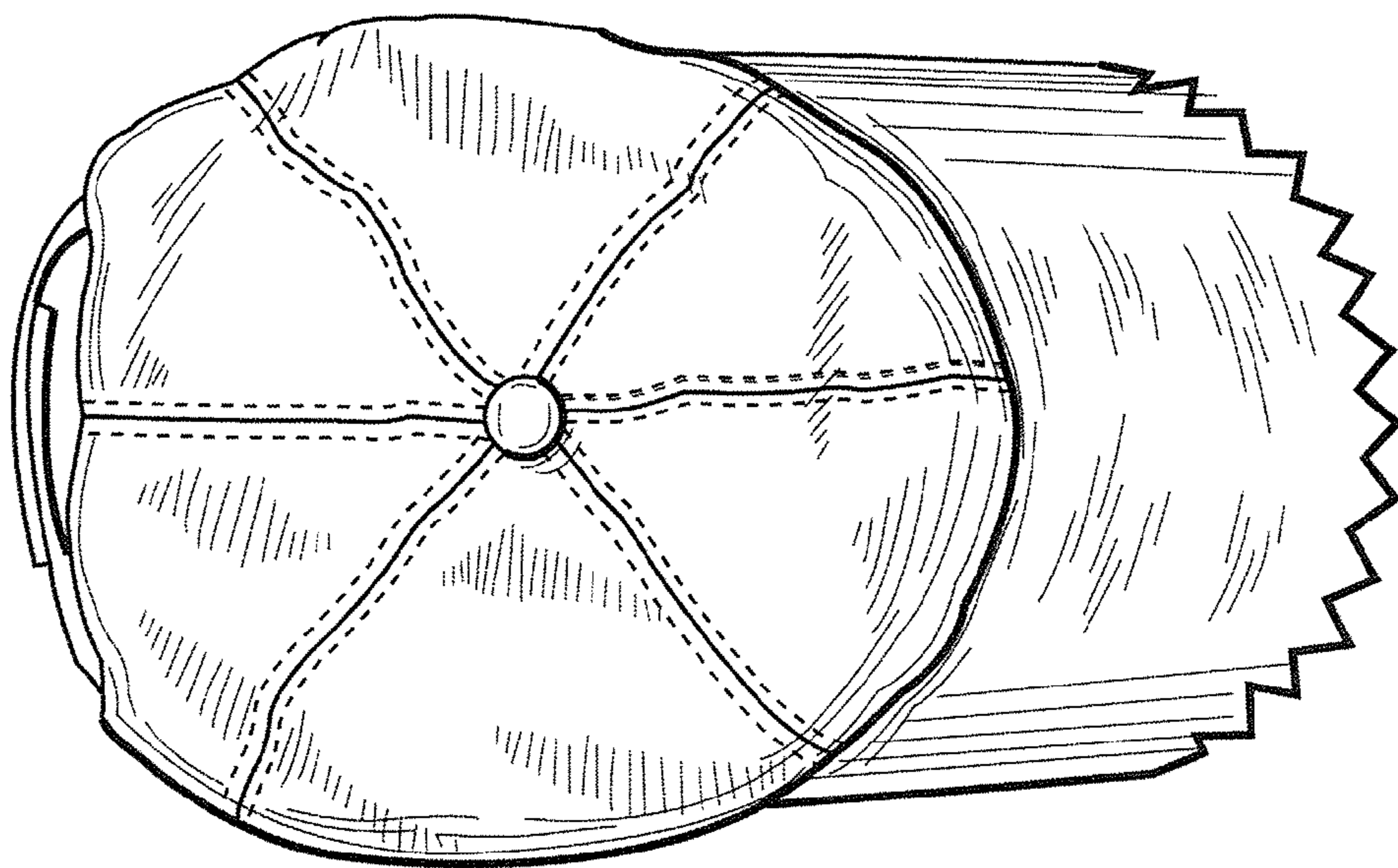


Fig. 5