



US00D570570S

(12) **United States Design Patent**  
**Renault**

(10) **Patent No.:** **US D570,570 S**  
(45) **Date of Patent:** **\*\* Jun. 3, 2008**

(54) **STEAM GENERATOR FOR LAUNDRY IRON**

(75) Inventor: **Fabrice Renault**, Lyons (FR)

(73) Assignee: **CALOR**, Lyons (FR)

(\*\*) Term: **14 Years**

(21) Appl. No.: **29/237,508**

(22) Filed: **Sep. 2, 2005**

(30) **Foreign Application Priority Data**

Mar. 2, 2005 (FR) ..... 05 1100

(51) **LOC (8) Cl.** ..... **07-05**

(52) **U.S. Cl.** ..... **D32/73**

(58) **Field of Classification Search** ..... D32/68,  
D32/71-73; 38/75, 77.6, 96, 141-142; 219/246-252;  
248/117.1-117.3; 392/394, 404  
See application file for complete search history.

(56) **References Cited**

**U.S. PATENT DOCUMENTS**

D291,132 S *	7/1987	Komar	.....	D32/73
D292,837 S *	11/1987	Alfredo et al.	.....	D32/73
5,074,066 A *	12/1991	Sakano et al.	.....	38/77.8
D364,019 S *	11/1995	Reibl	.....	D32/73
D379,702 S *	6/1997	Gudefin et al.	.....	D32/73
D388,576 S	12/1997	Gudefin et al.		
D388,921 S *	1/1998	Doria	.....	D32/73
5,802,749 A *	9/1998	Barmiento et al.	.....	38/82

D423,163 S *	4/2000	Stutzer et al.	.....	D32/73
D433,990 S	11/2000	Gudefin		
D439,023 S *	3/2001	Powell	.....	D32/73
D463,641 S *	9/2002	Powell	.....	D32/71
D470,637 S *	2/2003	Berthier	.....	D32/73
D470,986 S *	2/2003	Berthier	.....	D32/73

\* cited by examiner

*Primary Examiner*—Pamela J. Burgess

(74) *Attorney, Agent, or Firm*—Young & Thompson

(57) **CLAIM**

The ornamental design for a steam generator for laundry iron, as shown and described.

**DESCRIPTION**

FIG. 1 is a top, front and side perspective view of a steam generator for laundry iron, showing my new design;

FIG. 2 is a top, rear and side perspective view thereof;

FIG. 3 is a front elevational view thereof;

FIG. 4 is a side elevational view thereof from the left of FIG. 2;


FIG. 5 is a side elevational view thereof from the right of FIG. 2;

FIG. 6 is a rear elevational view thereof;

FIG. 7 is a top plan view thereof; and,

FIG. 8 is a bottom plan view thereof.

**1 Claim, 8 Drawing Sheets**





**FIG. 1**

FIG. 2


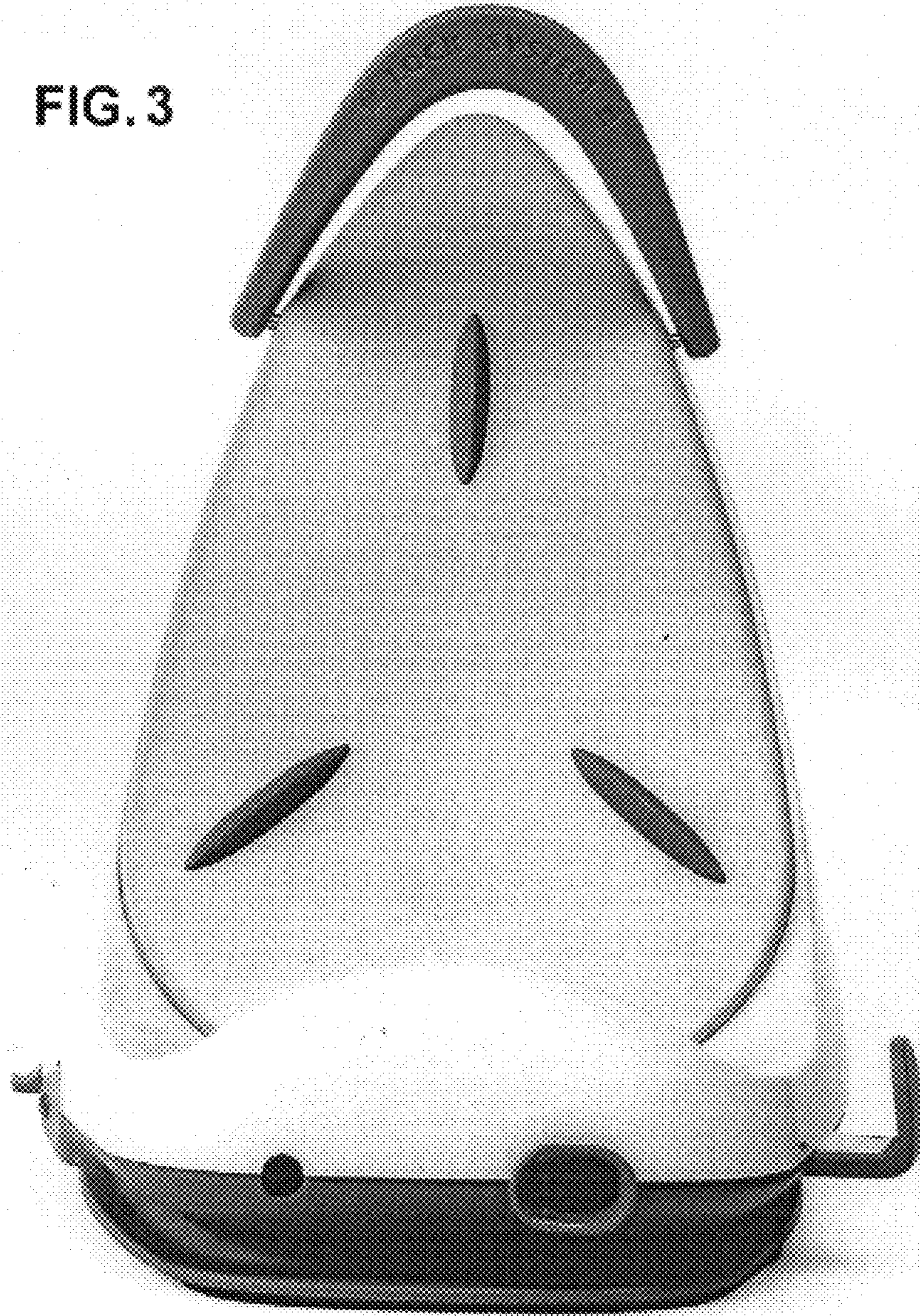


FIG. 3






FIG. 4




FIG. 5




FIG. 6

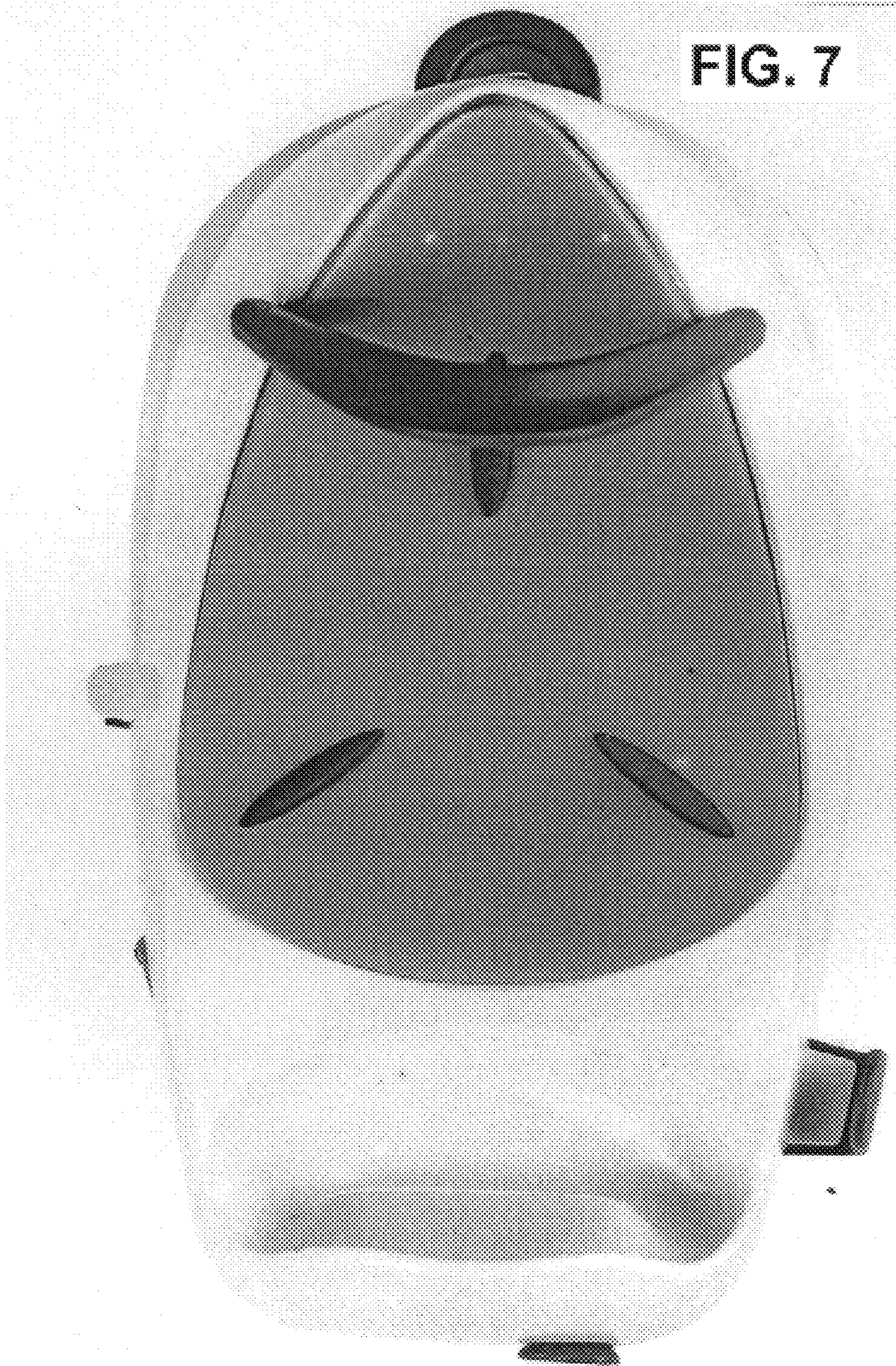


FIG. 7



FIG. 8

