

US00D570563S

(12) **United States Design Patent** (10) **Patent No.:** **US D570,563 S**
Umeda et al. (45) **Date of Patent:** **** Jun. 3, 2008**

(54) **VACUUM CLEANER**

(75) Inventors: **Masakazu Umeda**, Osaka (JP); **Taro Iike**, Osaka (JP); **Hisashi Yoshida**, Osaka (JP); **Morgan Brown**, Danville, KY (US)

(73) Assignee: **Matsushita Electric Industrial Co., Ltd.**, Kadoma-shi (JP)

(**) Term: **14 Years**

(21) Appl. No.: **29/282,881**

(22) Filed: **Jul. 31, 2007**

(51) **LOC (8) Cl.** **15-05**

(52) **U.S. Cl.** **D32/22**

(58) **Field of Classification Search** D32/22, D32/31-34; 15/321-322, 353, 324, 334, 15/347, 350-352, 415.1-422, 422.1, 361, 15/363, 374, 410-412; 34/84-85, 95.1, 633, 34/635, 638, 229

See application file for complete search history.

(56) **References Cited**

U.S. PATENT DOCUMENTS

- D325,657 S 4/1992 Brewin
- D327,145 S 6/1992 Kuriya
- D347,500 S 5/1994 Abe
- D354,379 S 1/1995 Shinozaki
- D358,236 S 5/1995 Kopco
- D358,913 S 5/1995 Sugiyama
- D368,560 S 4/1996 Abe
- D371,652 S 7/1996 Umbach

- D391,701 S 3/1998 Sato
- D398,094 S 9/1998 Sato
- D398,095 S 9/1998 Sato
- D403,480 S 12/1998 Diebel
- D419,730 S 1/2000 Diebel
- D432,282 S * 10/2000 Hamm et al. D32/22
- D506,043 S * 6/2005 Kim D32/22
- D515,754 S * 2/2006 Kaido et al. D32/22
- D527,505 S * 8/2006 Kaido et al. D32/22
- D529,245 S * 9/2006 Dammkoehler D32/22
- D539,493 S * 3/2007 Crevling et al. D32/22

* cited by examiner

Primary Examiner—Ruth McInroy

(74) *Attorney, Agent, or Firm*—Christensen O'Connor Johnson Kindness PLLC

(57) **CLAIM**

The ornamental design for a vacuum cleaner, as shown and described.

DESCRIPTION

FIG. 1 is a perspective view of the top, front and right side of a vacuum cleaner showing our new design;

FIG. 2 is a front view thereof;

FIG. 3 is a top plan view thereof;

FIG. 4 is a bottom view thereof;

FIG. 5 is a right side view thereof;

FIG. 6 is a left side view thereof; and,

FIG. 7 is a rear view thereof.

1 Claim, 7 Drawing Sheets


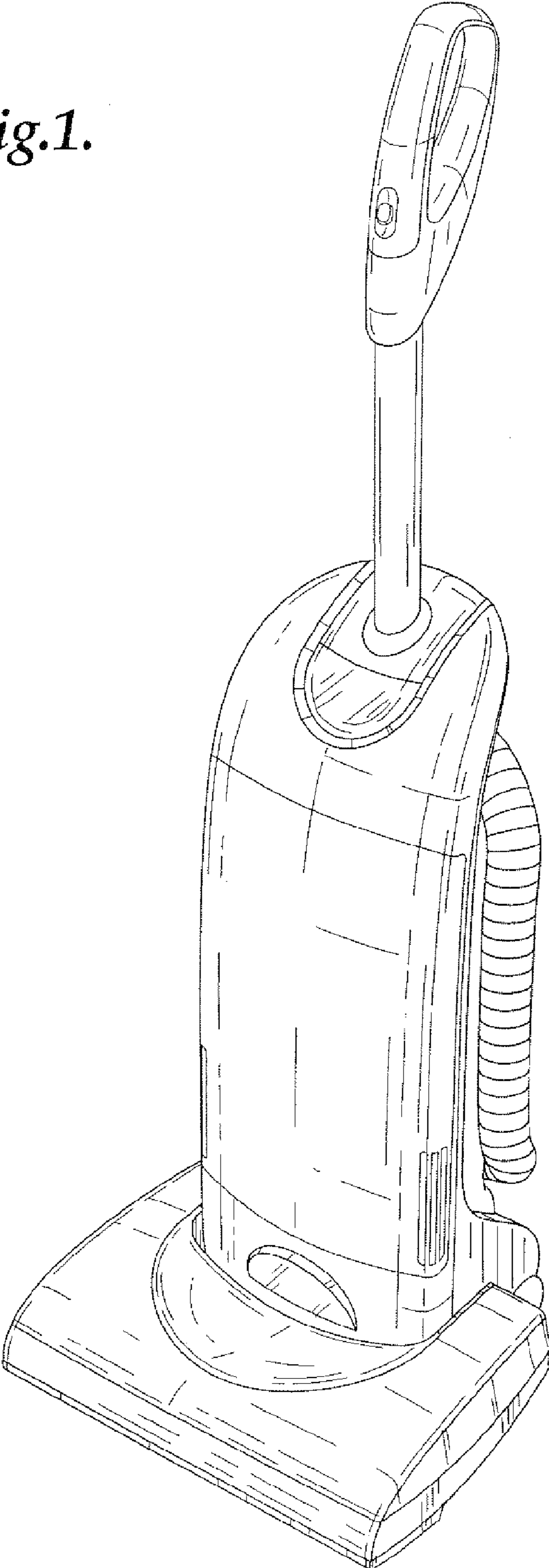


Fig.1.



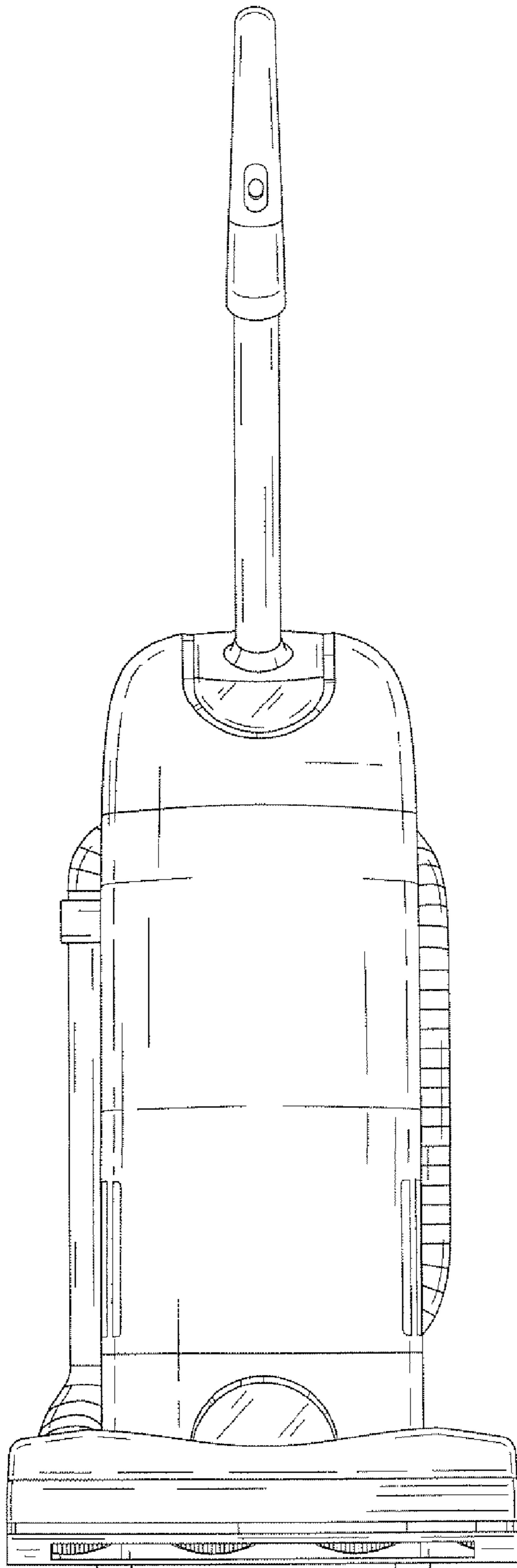


Fig.2.

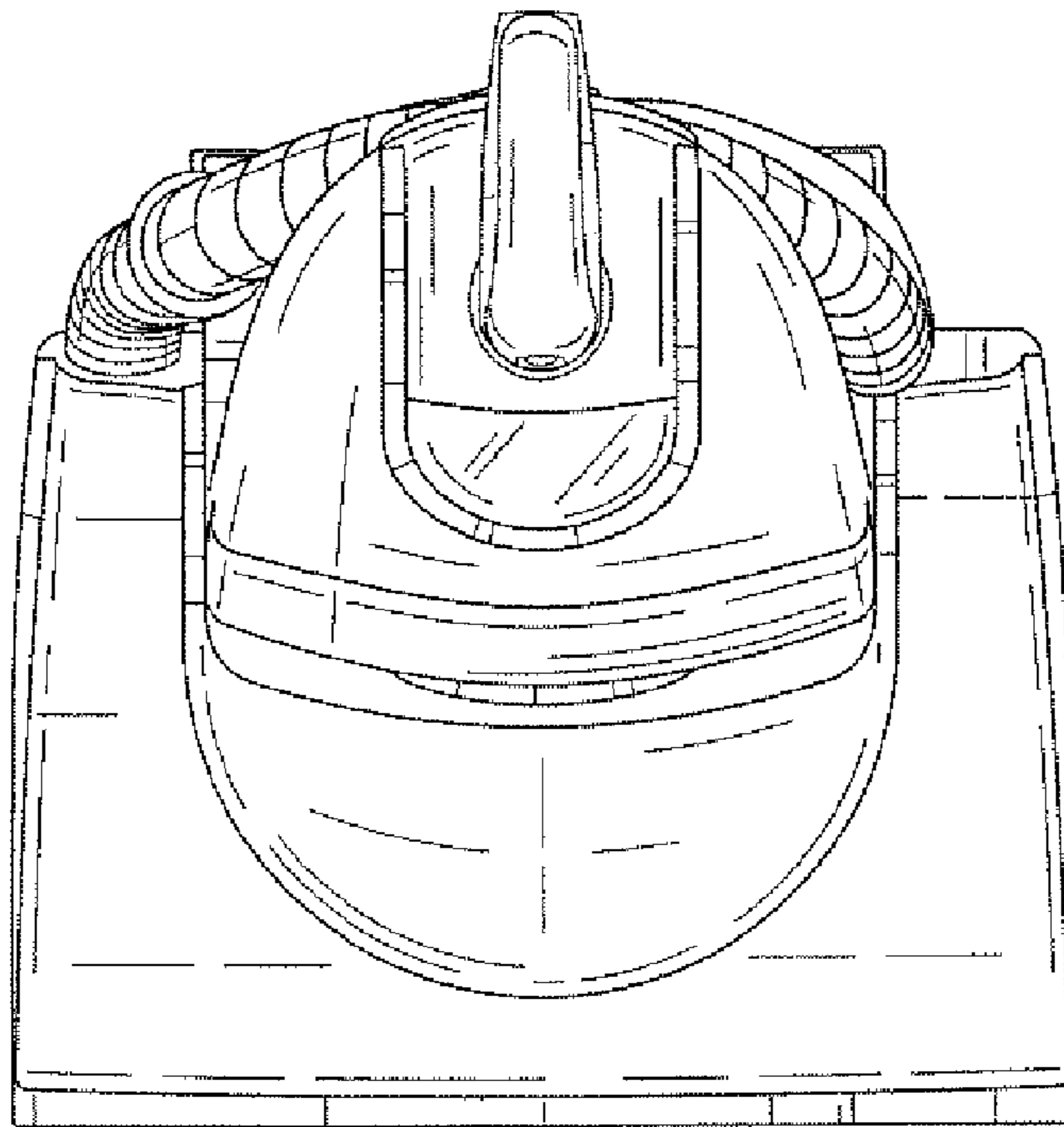


Fig.3

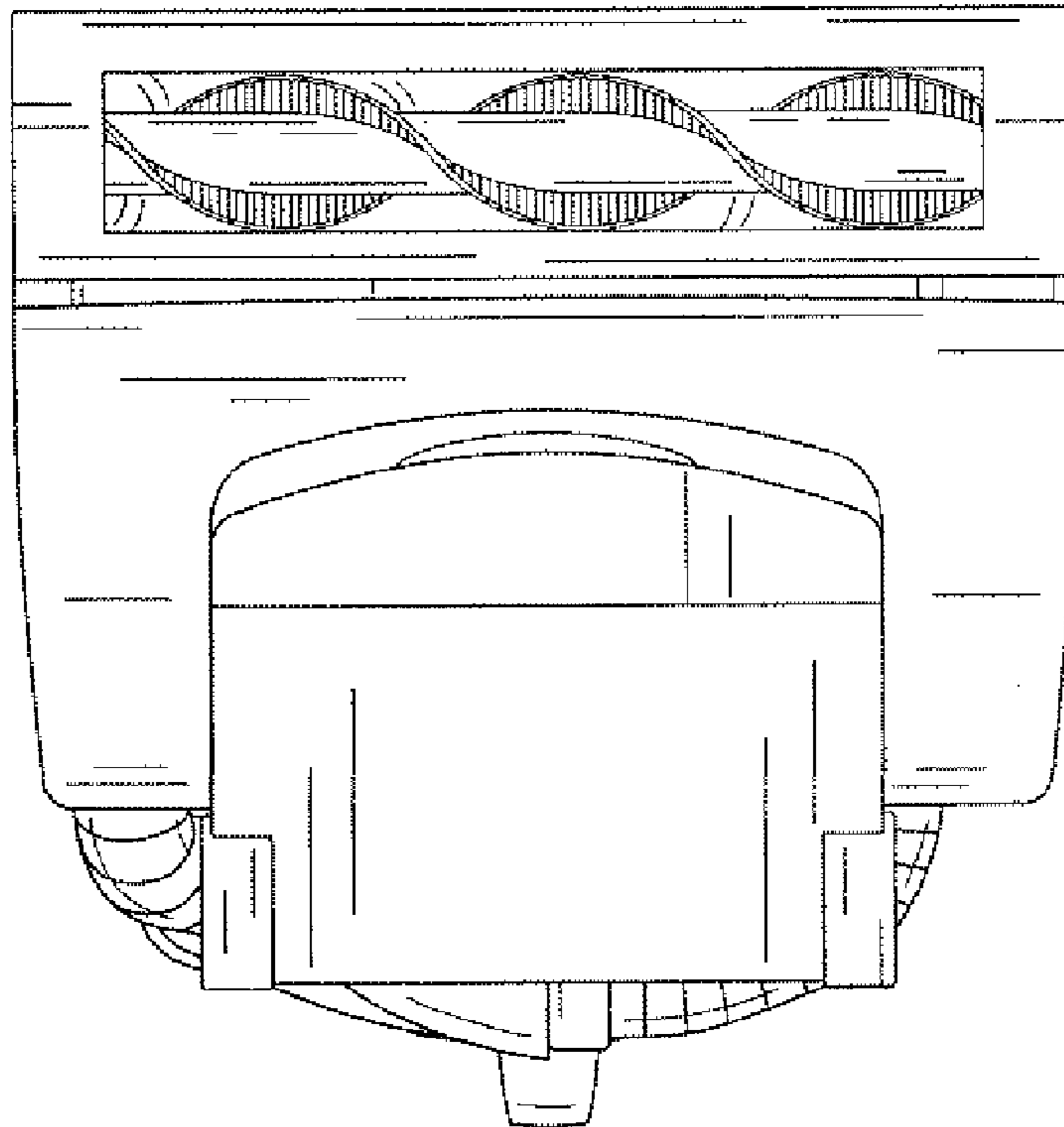


Fig.4

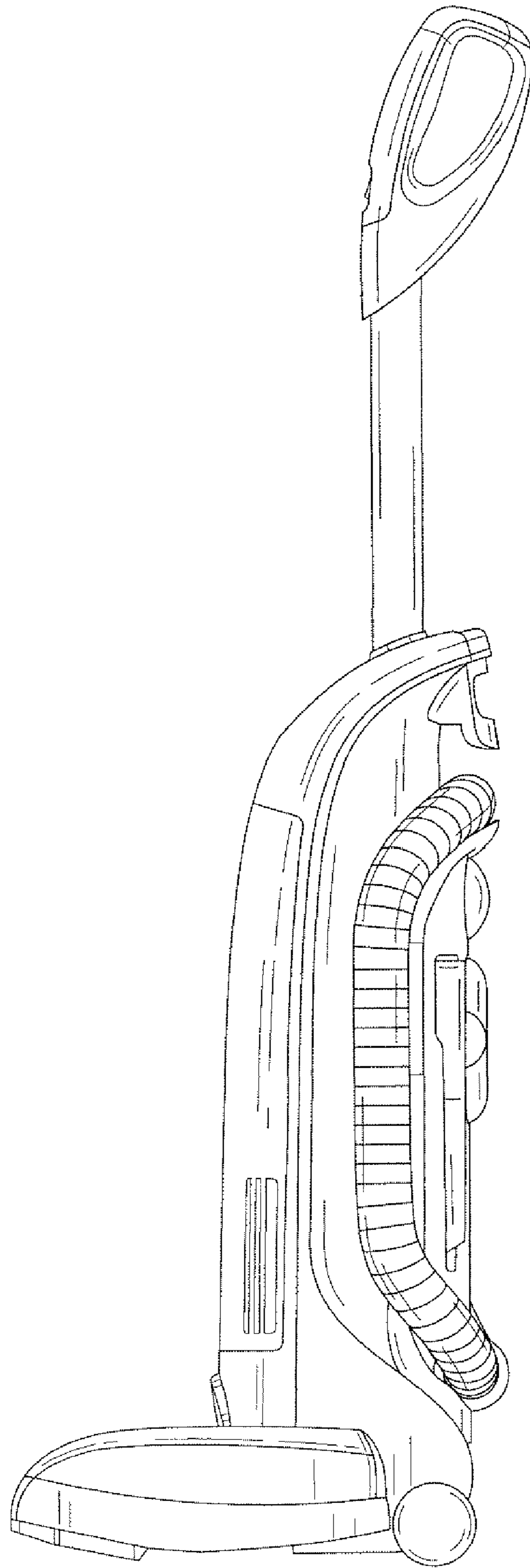


Fig.5

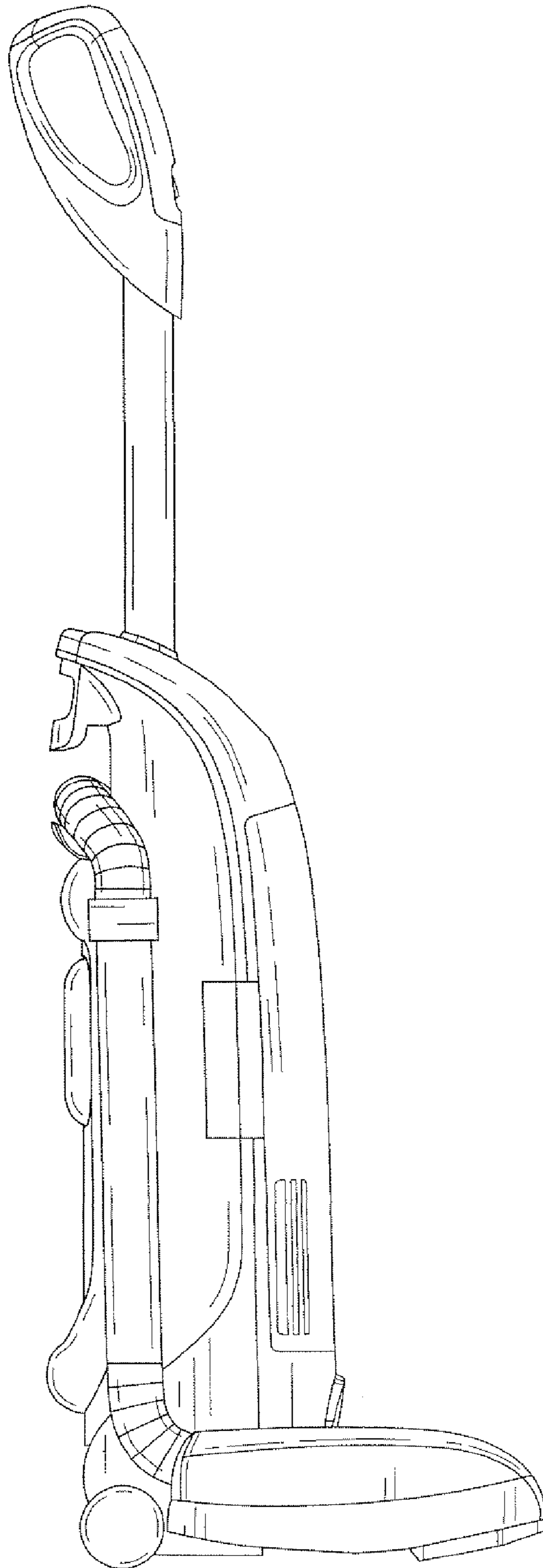


Fig.6

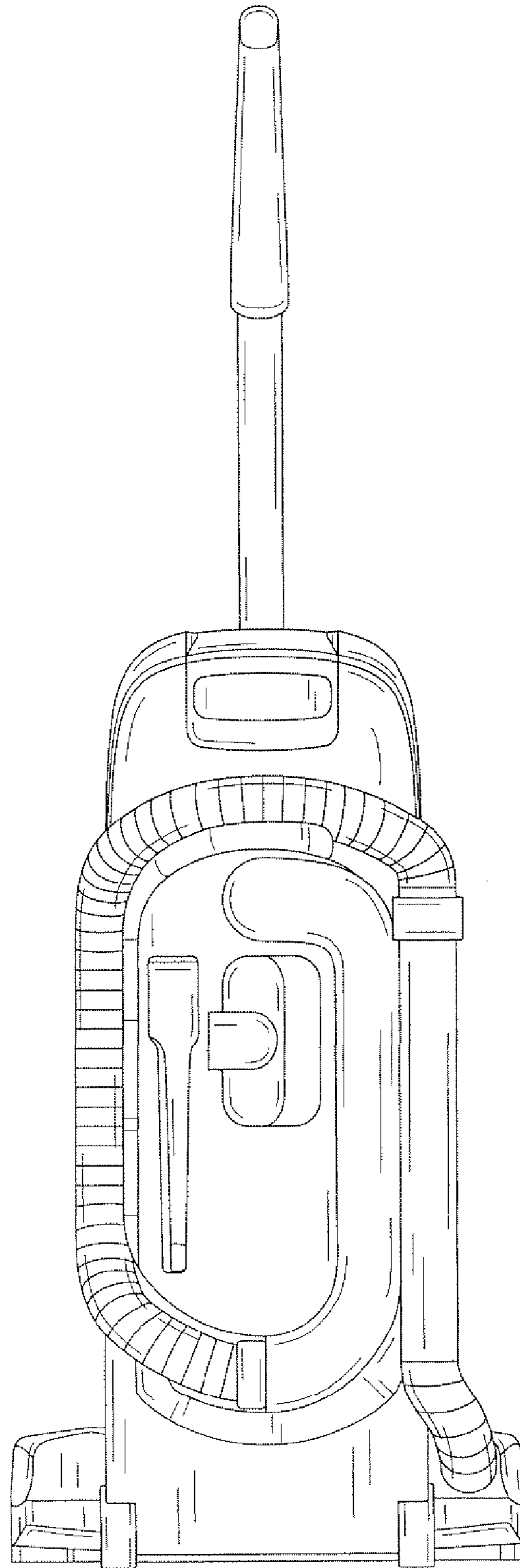


Fig.7