

US00D570558S

(12) **United States Design Patent** (10) **Patent No.:** **US D570,558 S**  
**Rutkowski et al.** (45) **Date of Patent:** **\*\* Jun. 3, 2008**

(54) **DRAIN CLEANER**

(75) Inventors: **Michael J. Rutkowski**, Brunswick, OH (US); **Jon R. Dunkin**, Elyria, OH (US)

(73) Assignee: **Emerson Electric Co.**, St. Louis, MO (US)

(\*\*) Term: **14 Years**

(21) Appl. No.: **29/221,435**

(22) Filed: **Jan. 18, 2005**

**Related U.S. Application Data**

(62) Division of application No. 29/210,971, filed on Aug. 10, 2004, now Pat. No. Des. 509,929.

(51) **LOC (8) Cl.** ..... **15-05**

(52) **U.S. Cl.** ..... **D32/14**

(58) **Field of Classification Search** ..... D32/14, D32/25; 4/255.01; 137/15.07; 134/168 R, 134/168 C, 167 C, 166 C; 15/104.05, 104.062, 15/104.31

See application file for complete search history.

(56) **References Cited**

**U.S. PATENT DOCUMENTS**

2,297,755	A	10/1942	Faust	
D150,096	S	6/1948	O'Brien	
3,451,090	A *	6/1969	Ogden et al.	15/104.33
D232,377	S *	8/1974	Peterson et al.	D32/14
D271,436	S *	11/1983	Babb et al.	D32/14
4,447,926	A	5/1984	Rothenberger	
4,570,281	A *	2/1986	Boelens	15/104.33
D287,654	S *	1/1987	Boelens	D32/14
4,763,374	A	8/1988	Kaye	
D298,071	S	10/1988	Irwin	
4,916,772	A *	4/1990	Russell et al.	15/104.33

D311,076	S *	10/1990	Kaye	D32/14
D312,900	S *	12/1990	Russell et al.	D32/14
6,412,136	B1 *	7/2002	Rutkowski	15/104.33
2005/0193509	A1 *	9/2005	Rutkowski et al.	15/104.33

**OTHER PUBLICATIONS**

RIGID 2003 Full Line Catalog; p. 138; Model K-50 Drain Cleaner.

\* cited by examiner

*Primary Examiner*—Lou Zarfas

*Assistant Examiner*—Kathleen Sims

(74) *Attorney, Agent, or Firm*—Fay Sharpe LLP

(57) **CLAIM**

The ornamental design for a drain cleaner, as shown and described.

**DESCRIPTION**

FIG. 1 is a front perspective view of a drain cleaner showing our new design;

FIG. 2 is a rear perspective view thereof;

FIG. 3 is a side elevation view thereof;

FIG. 4 is a side elevation view of the opposite side thereof;

FIG. 5 is a front elevational view thereof;

FIG. 6 is a rear elevation view thereof;


FIG. 7 is a top view thereof; and,

FIG. 8 is a bottom view thereof.

The broken line showing of the drain cleaner attachment is included for the purpose of illustrating environmental matter and forms no part of the claimed design.

The trademark material "Rigid" that appears on the drawings is part of the claimed design and is a registered trademark of Emerson Electric Co.

**1 Claim, 8 Drawing Sheets**






FIG. 1




FIG. 2




FIG. 3



FIG. 4




FIG. 5

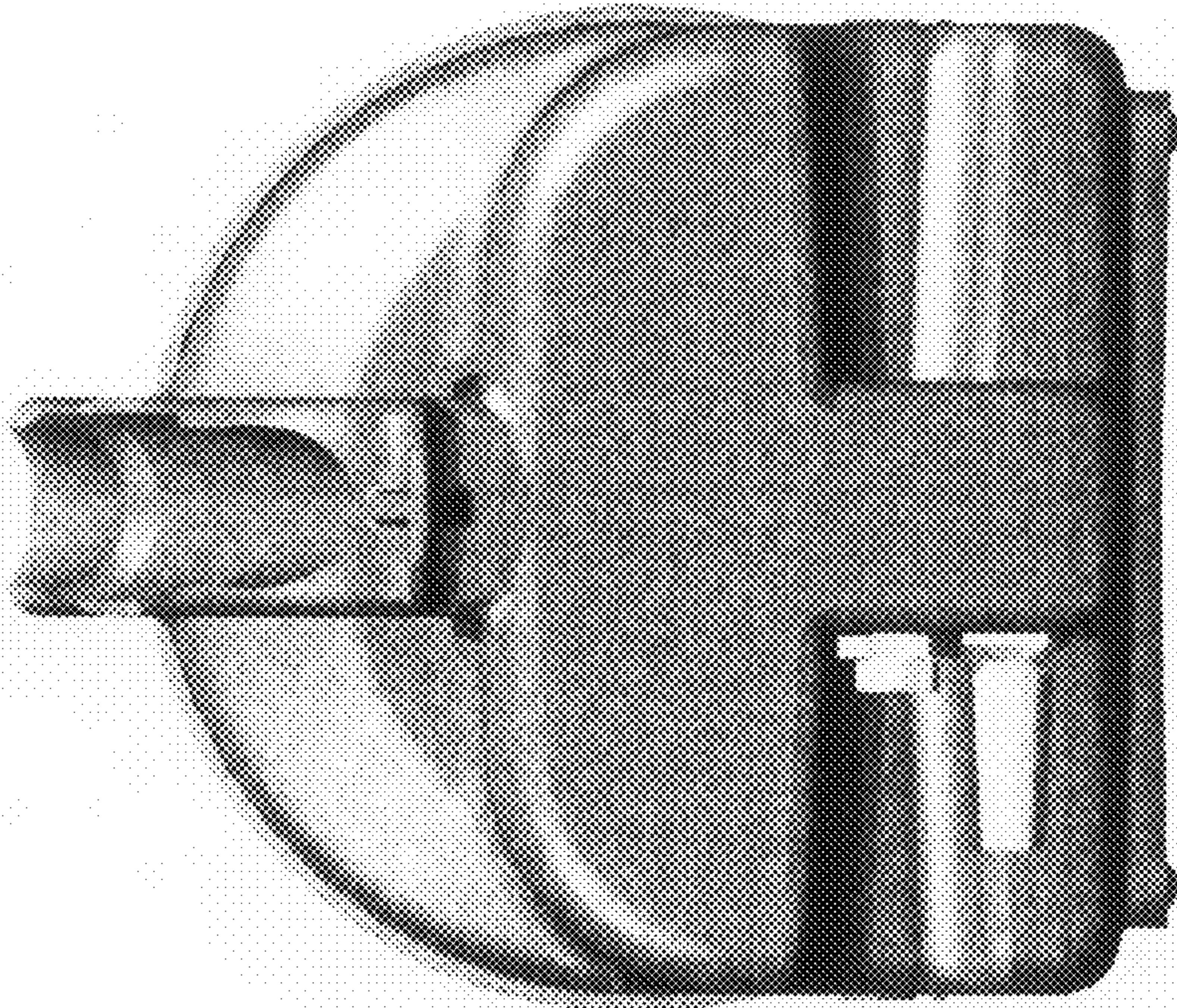


FIG. 6




FIG. 7






FIG. 8