

US00D570549S

(12) **United States Design Patent**
Essig

(10) **Patent No.:** **US D570,549 S**

(45) **Date of Patent:** **** Jun. 3, 2008**

(54) **MOUTH GUARD**

(76) Inventor: **Amy L. Essig**, 5542 Troon Pl.,
Westerville, OH (US) 43082

(**) Term: **14 Years**

(21) Appl. No.: **29/268,576**

(22) Filed: **Nov. 10, 2006**

(51) **LOC (8) Cl.** **29-02**

(52) **U.S. Cl.** **D29/108**

(58) **Field of Classification Search** D29/108,
D29/122; D24/176, 180-181; 2/455; 128/861-862;
602/902; 433/6; D5/60

See application file for complete search history.

(56) **References Cited**

U.S. PATENT DOCUMENTS

- 3,312,218 A * 4/1967 Jacobs 128/862
- D328,494 S * 8/1992 Schwendeman et al. ... D24/176
- D382,965 S * 8/1997 Wagner D29/108
- D406,647 S * 3/1999 Wagner D24/181

- D492,785 S * 7/2004 Garabito D24/181
- D504,744 S * 5/2005 Hidalgo et al. D29/108
- D529,615 S * 10/2006 Atz D24/181
- D530,425 S * 10/2006 Carlson D24/181

* cited by examiner

Primary Examiner—Ruth McInroy

(74) *Attorney, Agent, or Firm*—Mueller Smith

(57) **CLAIM**

I claim the ornamental design for a mouth guard, as shown and described.

DESCRIPTION

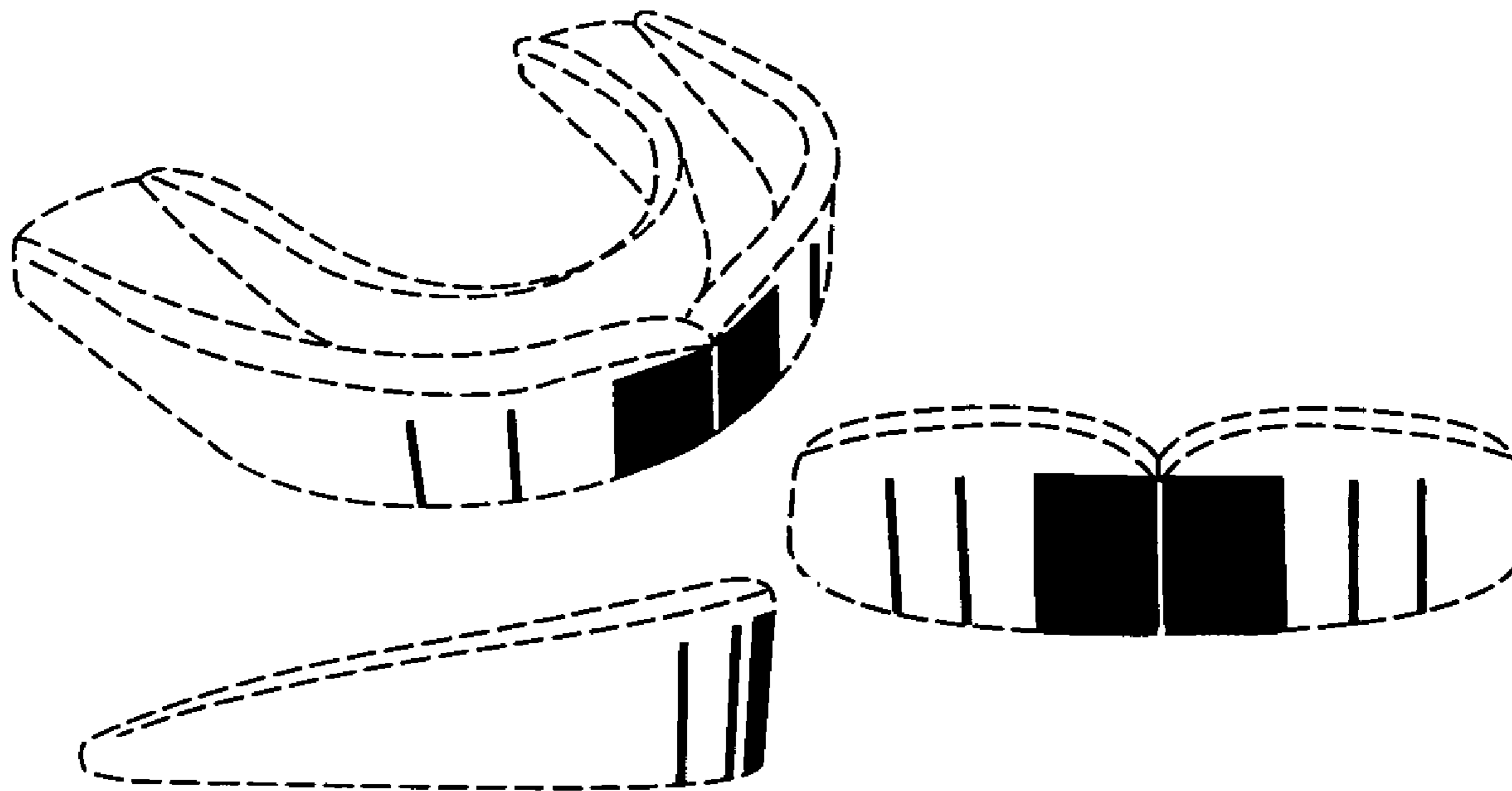
FIG. 1 is a front perspective view of a mouth guard showing my new design;

FIG. 2 is a front view thereof; and,

FIG. 3 is a side view thereof.

The details shown in broken lines form no part of the claimed design.

1 Claim, 1 Drawing Sheet



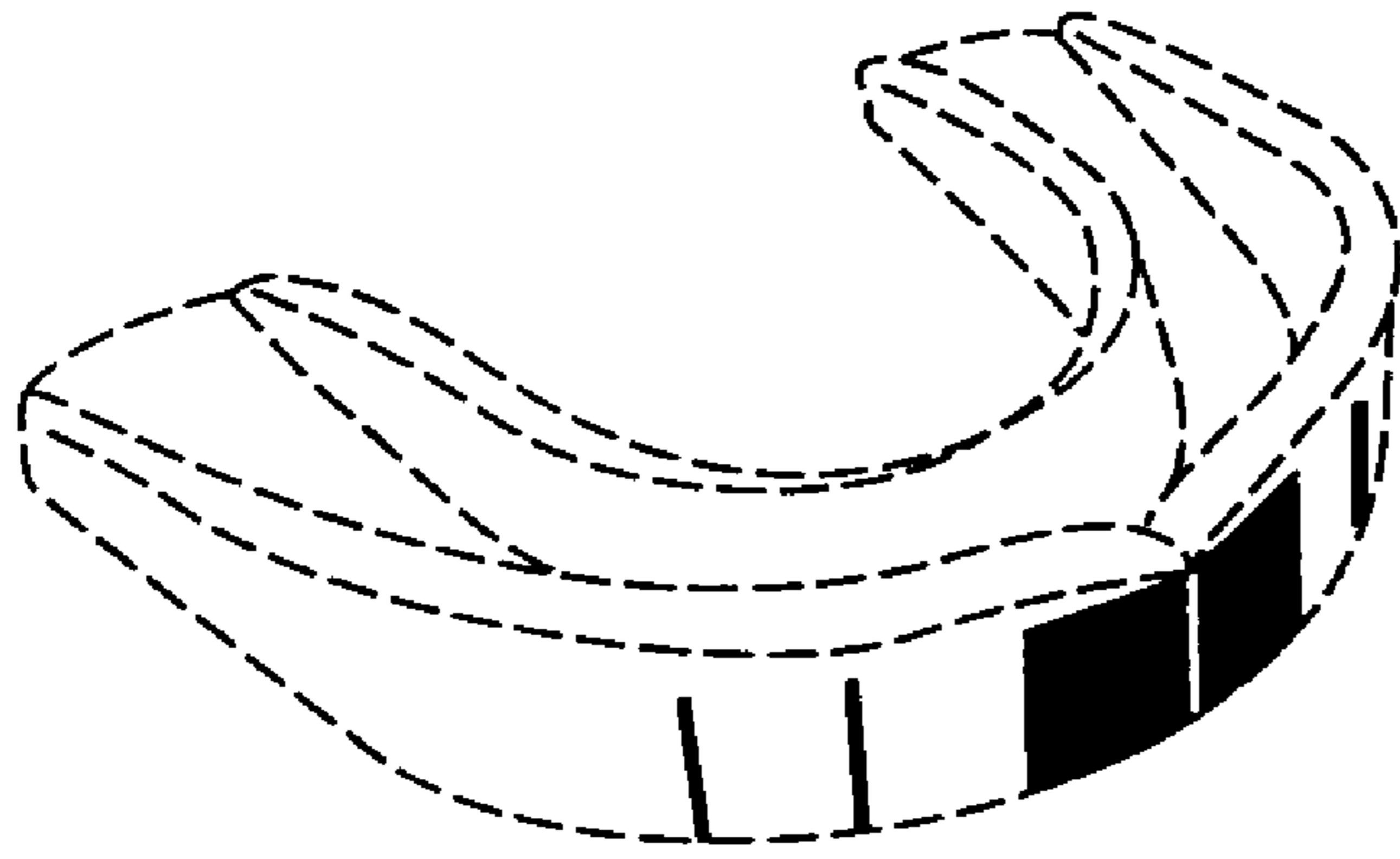


FIG. 1

FIG. 2





FIG. 3