

US00D570547S

(12) **United States Design Patent**  
**Roberts**

(10) **Patent No.:** **US D570,547 S**  
(45) **Date of Patent:** **\*\* Jun. 3, 2008**

(54) **BACK SCRATCHER**

6,994,680 B1 \* 2/2006 Aponte ..... 601/137

(76) Inventor: **Douglas L. Roberts**, 2670 Flat Swamp Rd., Denton, NC (US) 27239

\* cited by examiner

(\*\*) Term: **14 Years**

*Primary Examiner*—Jennifer Rivard  
(74) *Attorney, Agent, or Firm*—James Ray & Assoc.

(21) Appl. No.: **29/235,818**

(57) **CLAIM**

(22) Filed: **Aug. 5, 2005**

I claim the ornamental design for a back scratcher, as shown and described.

(51) **LOC (8) Cl.** ..... **28-99**

(52) **U.S. Cl.** ..... **D28/91.2**

(58) **Field of Classification Search** ..... D28/91.2;  
601/137; 15/236.01, 236.08; D32/46, 49;  
D8/13, 14, 107

See application file for complete search history.

**DESCRIPTION**

FIG. 1 is a front elevational view of a design for a back scratcher.

FIG. 2 is a mirror image of the backscratcher shown in FIG. 1.

FIG. 3 is a top view looking down on the top of the back scratcher; and,

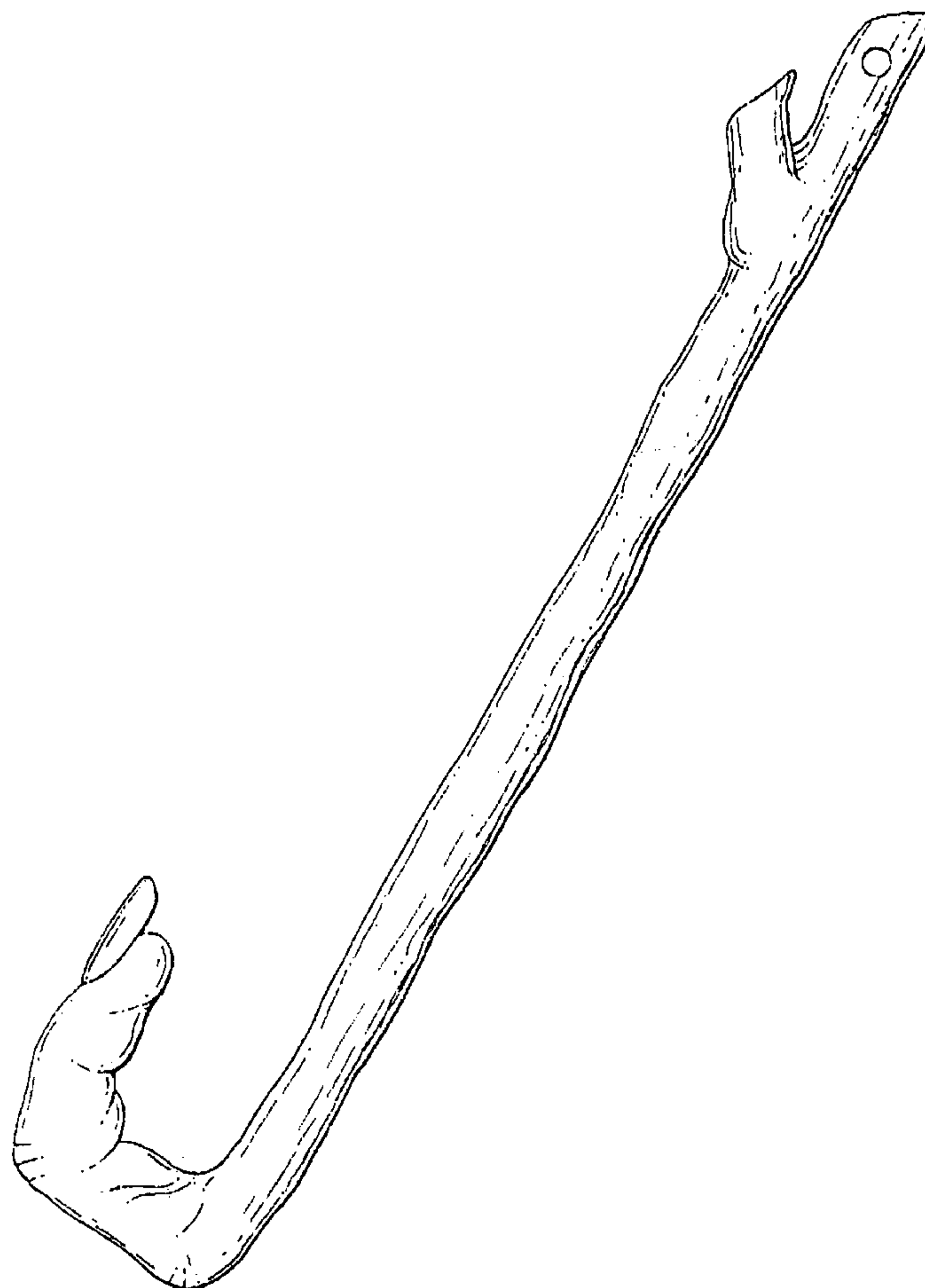
FIG. 4 is a bottom view looking up from the bottom of the backscratcher.

(56) **References Cited**

U.S. PATENT DOCUMENTS

- D208,894 S \* 10/1967 Wedermeyer ..... D28/91.2
- D340,264 S \* 10/1993 Anthony ..... D32/46
- D360,720 S \* 7/1995 Drevo et al. .... D32/46
- 6,830,552 B1 \* 12/2004 Gonzalez ..... 601/137

**1 Claim, 2 Drawing Sheets**



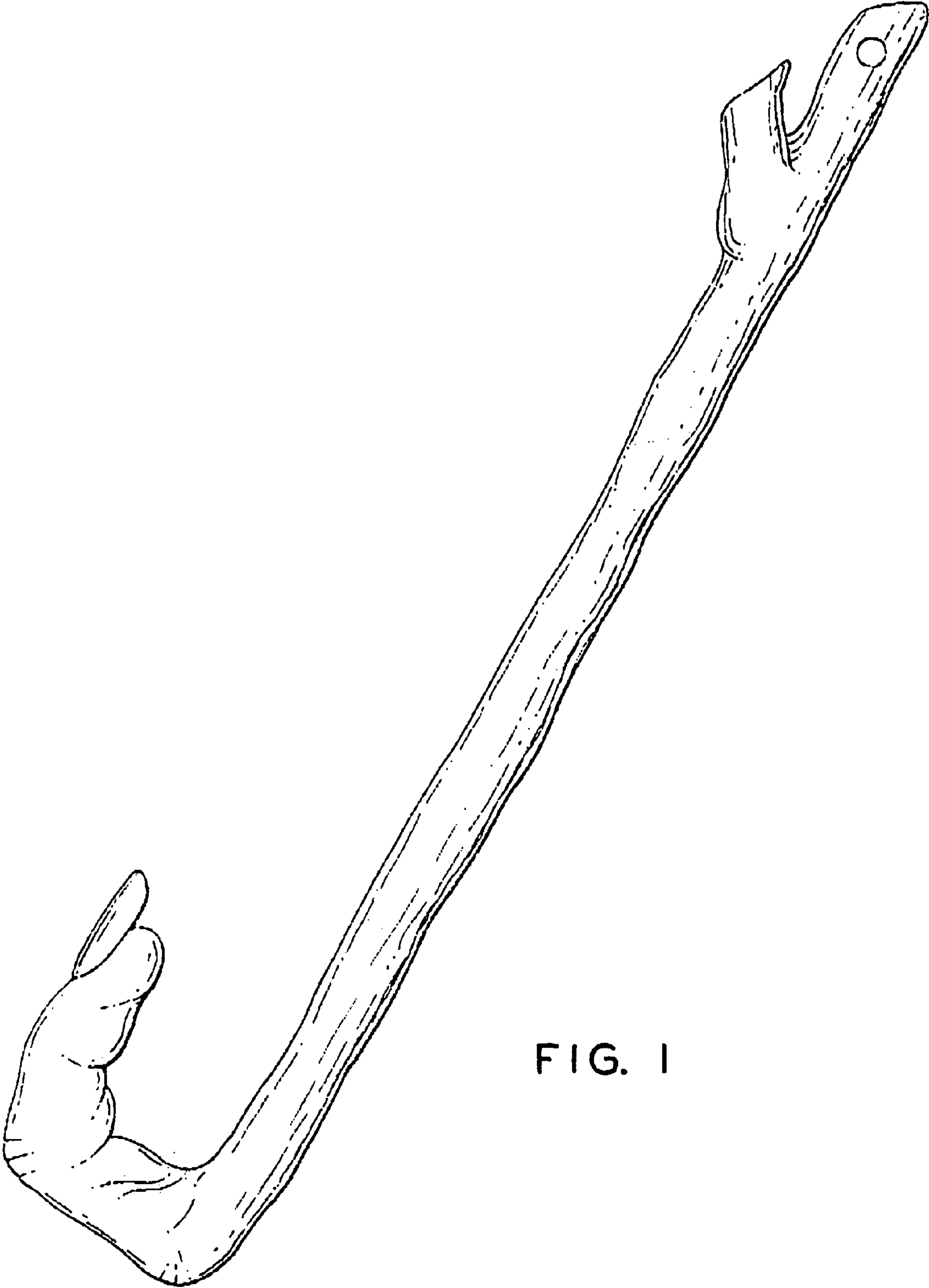


FIG. 1

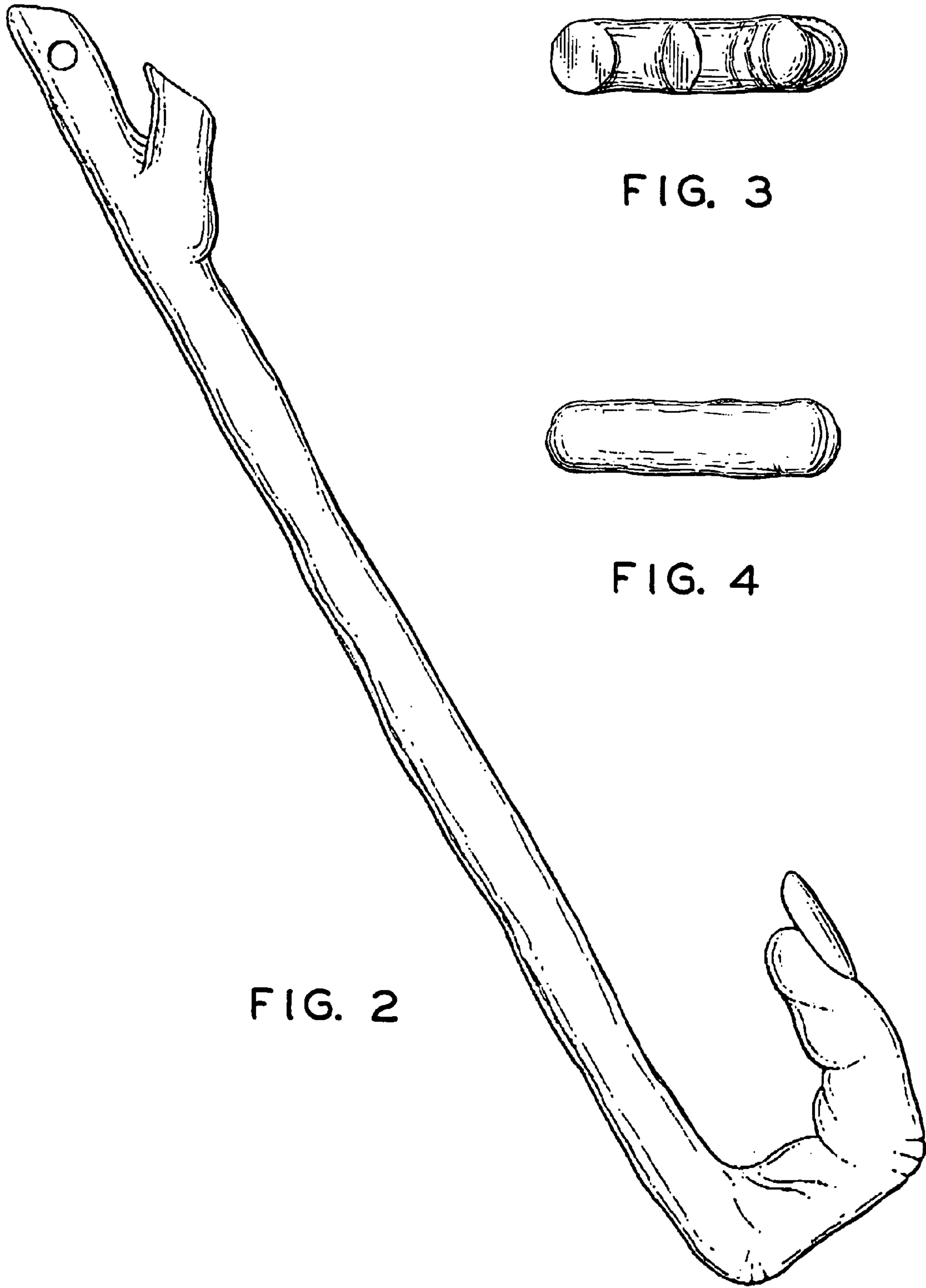


FIG. 3

FIG. 4

FIG. 2