

US00D570536S

(12) **United States Design Patent** (10) **Patent No.:** **US D570,536 S**
Ly (45) **Date of Patent:** **** Jun. 3, 2008**

(54) **TRIM FOR LIGHT FIXTURE**

(75) Inventor: **Tho Ly**, Plattsburgh, NY (US)

(73) Assignee: **Schonbek Worldwide Lighting, Inc.**,
Plattsburgh, NY (US)

(**) Term: **14 Years**

(21) Appl. No.: **29/221,165**

(22) Filed: **Jan. 12, 2005**

(51) **LOC (8) Cl.** **26-99**

(52) **U.S. Cl.** **D26/152**

(58) **Field of Classification Search** D26/142,
D26/113, 86, 24, 25, 122, 123, 124, 154,
D26/138, 147, 152, 81, 83; 248/303; 63/32;
D11/90; 362/571, 565, 232, 257, 317, 337,
362/404, 405, 457, 806

See application file for complete search history.

(56) **References Cited**

U.S. PATENT DOCUMENTS

D55,512 S *	6/1920	Heller	D11/90
1,560,414 A *	11/1925	De Haan	63/32
D241,767 S *	10/1976	Schonbek	D26/154
5,109,325 A *	4/1992	Bayer et al.	362/433
5,116,009 A *	5/1992	Bayer	248/303
D400,283 S *	10/1998	Lawrence	D26/86
D499,837 S *	12/2004	Schonbek	D26/154

OTHER PUBLICATIONS

- Faustig Catalog No. 179, p. 30.
- Faustig Catalog No. 179, p. 108.
- Schonbek Portfolio 108, p. 52, 1980.
- Schonbek Portfolio 108, p. 67, 1980.

* cited by examiner

Primary Examiner—Joel Sincavage

Assistant Examiner—Kevin K. Rudzinski

(74) *Attorney, Agent, or Firm*—Heslin Rothenberg Farley & Mesiti P.C.

(57) **CLAIM**

The ornamental design for a trim for light fixture, as shown and described.

DESCRIPTION

This application is related to commonly assigned, concurrently filed application No. 29/221,202, and application No. 29/221,314, the full disclosures of which are incorporated herein by reference.

FIG. 1 is an isometric view of a first embodiment of the trim for light fixture of the present invention;

FIG. 2 is a front elevation view thereof;

FIG. 3 is a right side elevation view thereof;

FIG. 4 is a left side elevation view thereof;

FIG. 5 is a top plan view thereof;

FIG. 6 is a bottom plan view thereof;

FIG. 7 is a front elevation view of a second embodiment incorporating the same trim in a larger fixture;

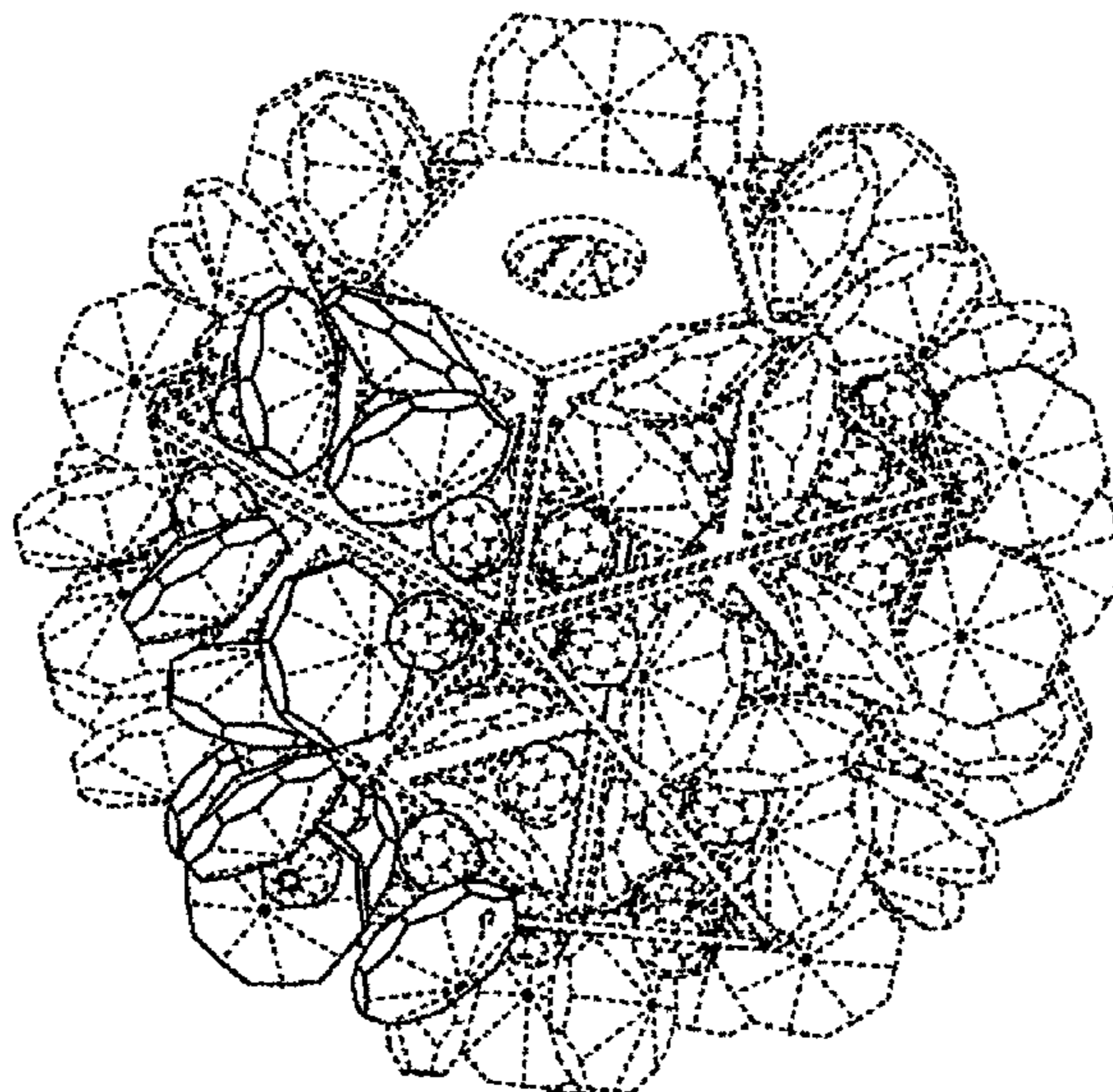
FIG. 8 is a front elevation view of a third embodiment incorporating the same trim in a still larger fixture; and,

FIG. 9 is a front elevation view identical to FIG. 2 with the non-claimed ornaments deleted for enhanced clarity.

The surface of the facets are included in the claimed design but the edges where the facets change plane are shown in broken line because they form no part of the claim design.

The broken line showing is for illustrative purposes only and forms no part of the claimed invention.

1 Claim, 9 Drawing Sheets



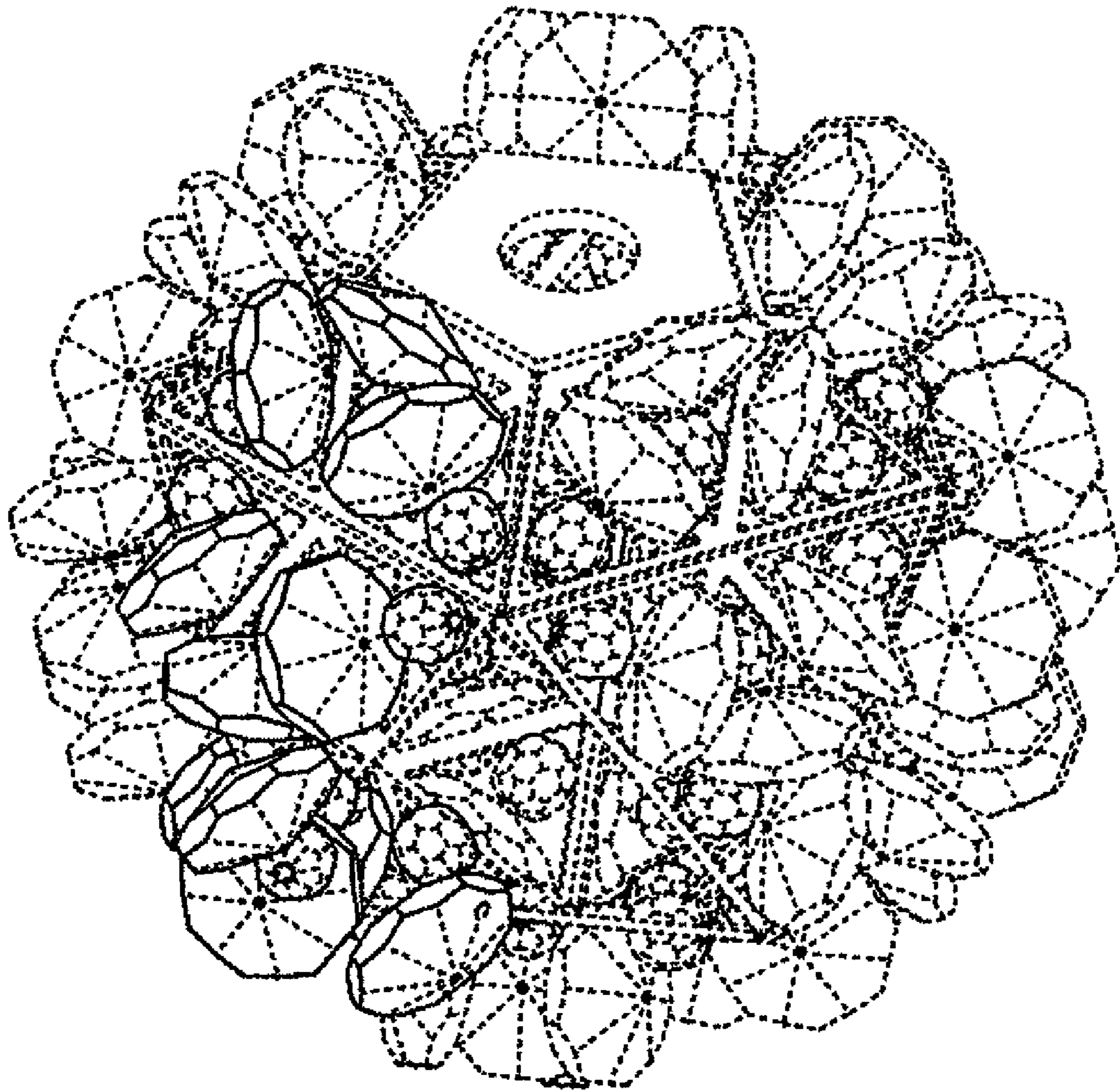


FIG. 1




FIG. 2

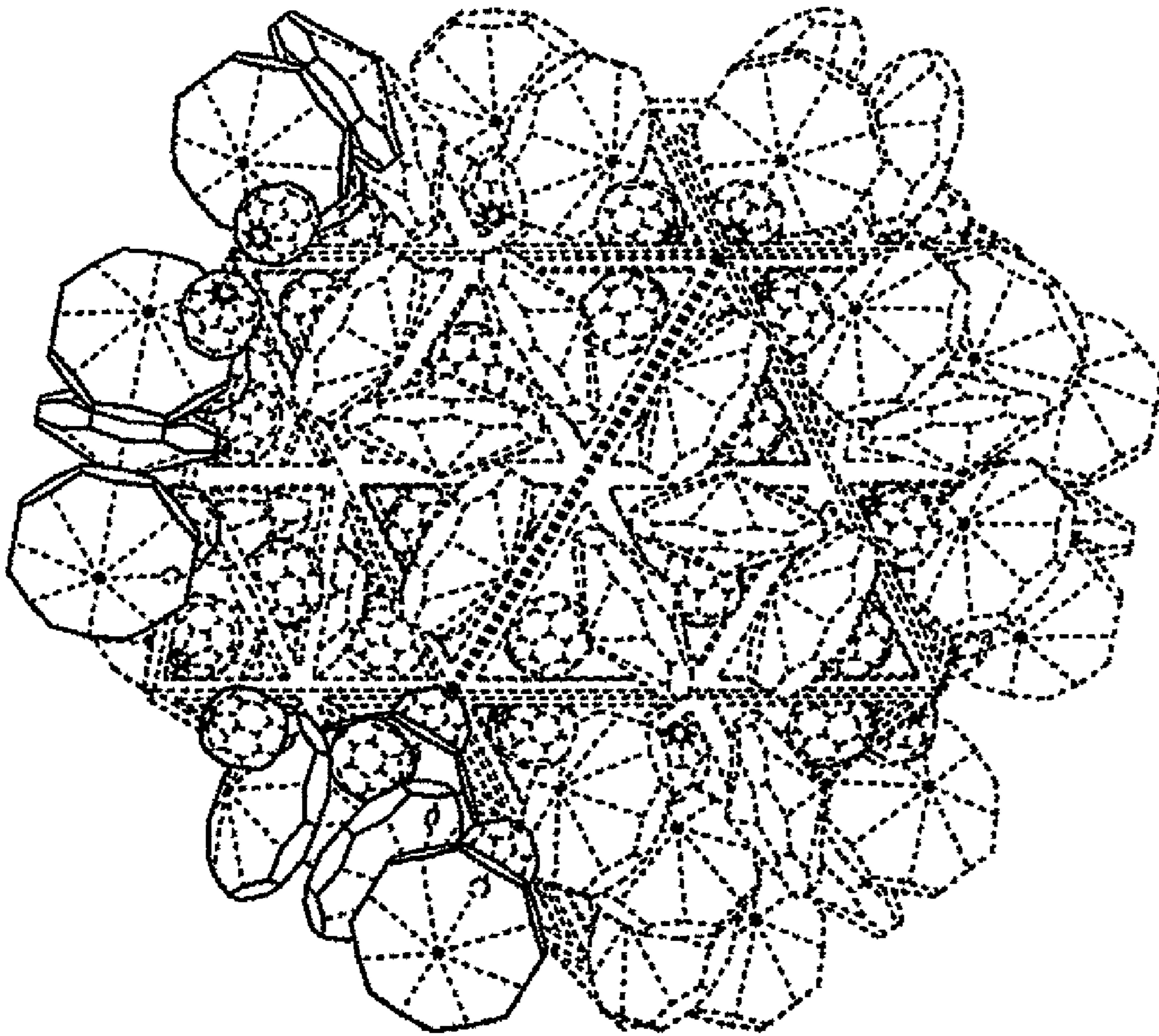


FIG. 3

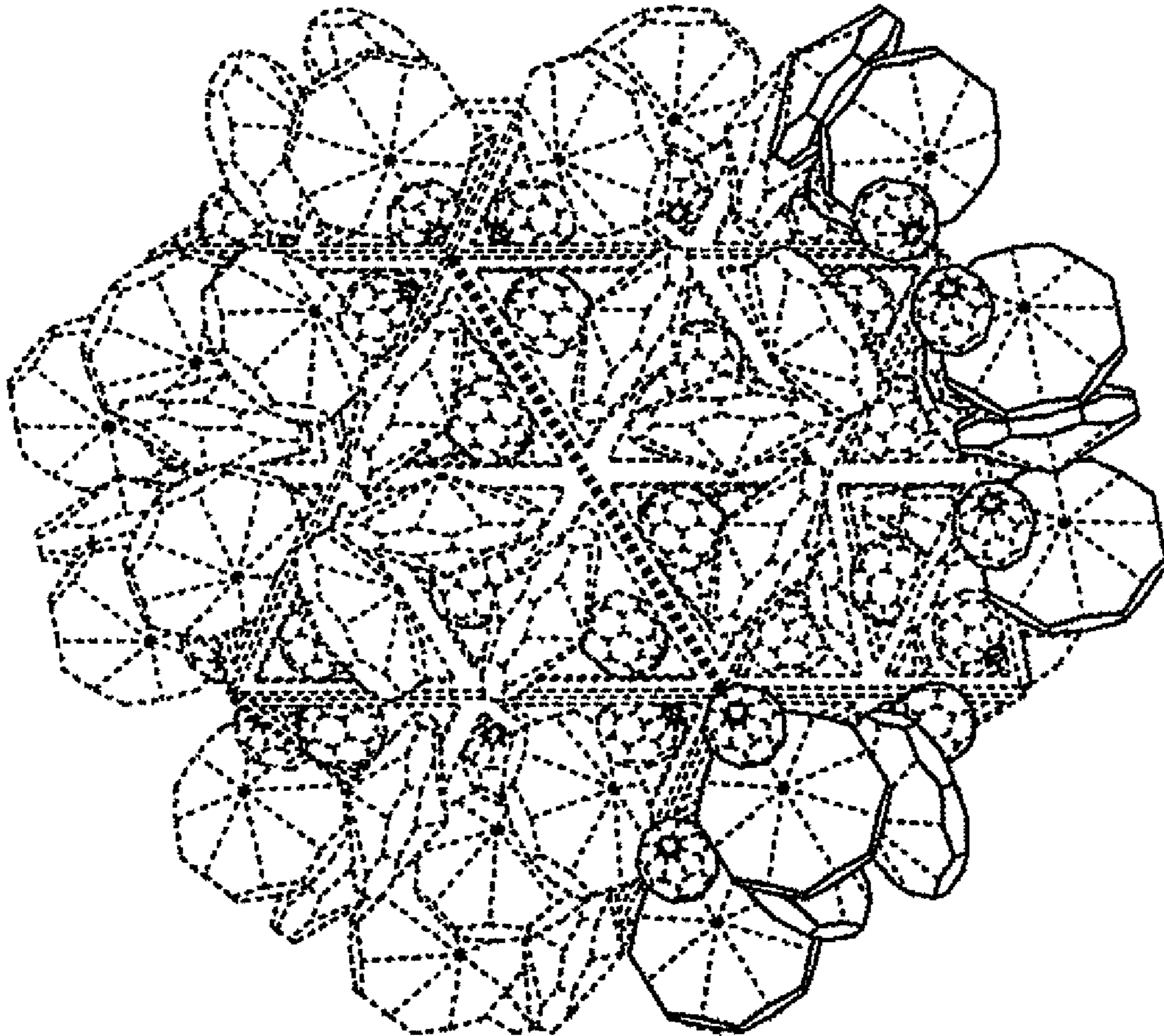


FIG. 4




FIG. 5




FIG. 6




FIG. 7




FIG. 8




FIG. 9