



US00D570530S

(12) **United States Design Patent**  
**Chandler**

(10) **Patent No.:** **US D570,530 S**

(45) **Date of Patent:** **\*\* Jun. 3, 2008**

(54) **LAMP**

(75) Inventor: **George Chandler**, Hubbardton, VT  
(US)

(73) Assignee: **Hubbardton Forge, LLC**, Castleton,  
VT (US)

(\*\*) Term: **14 Years**

(21) Appl. No.: **29/283,982**

(22) Filed: **Aug. 28, 2007**

(51) **LOC (8) Cl.** ..... **26-03**

(52) **U.S. Cl.** ..... **D26/93**

(58) **Field of Classification Search** ..... D26/93-112;  
362/410-414, 806, 362, 367

See application file for complete search history.

(56) **References Cited**

**U.S. PATENT DOCUMENTS**

D373,000 S \* 8/1996 Brady ..... D26/68  
D545,990 S \* 7/2007 Hargreaves ..... D26/93

\* cited by examiner

*Primary Examiner*—Cathron Brooks

*Assistant Examiner*—Linda Brooks

(74) *Attorney, Agent, or Firm*—Bourque and Associates

(57) **CLAIM**

The ornamental design for a lamp, as shown and described.

**DESCRIPTION**

FIG. 1 is a perspective view of the lamp according to the present invention;

FIG. 2 is a front elevational view of FIG. 1;

FIG. 3 is a back elevational view of FIG. 1;

FIG. 4 is a left side elevational view of FIG. 1;

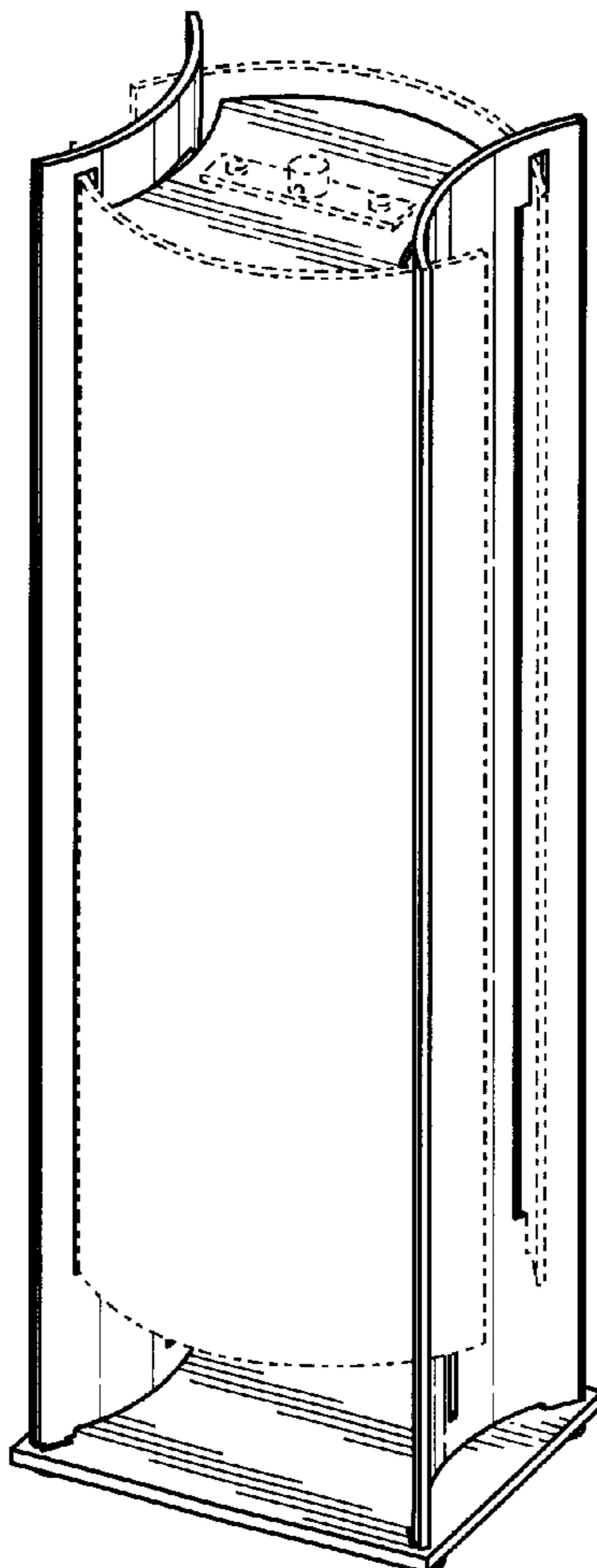
FIG. 5 is a right side elevational view of FIG. 1;

FIG. 6 is a top plan view of FIG. 1; and,

FIG. 7 is a bottom plan view of FIG. 1.

The portions shown in broken lines form no part of the claimed design.

**1 Claim, 6 Drawing Sheets**






FIG. 1




FIG. 2




FIG. 3

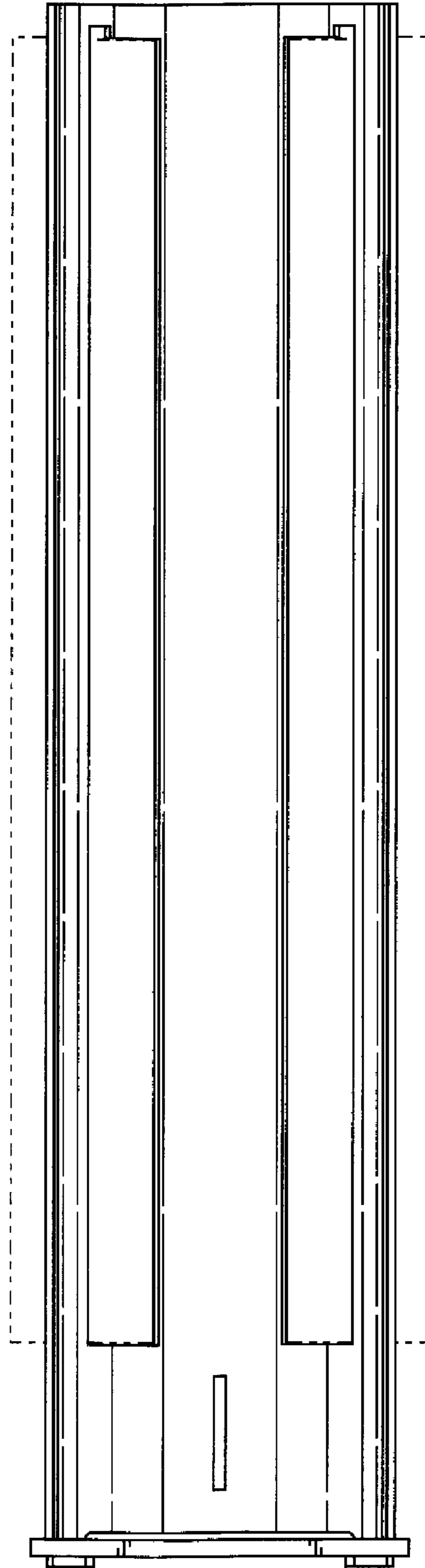


FIG. 4

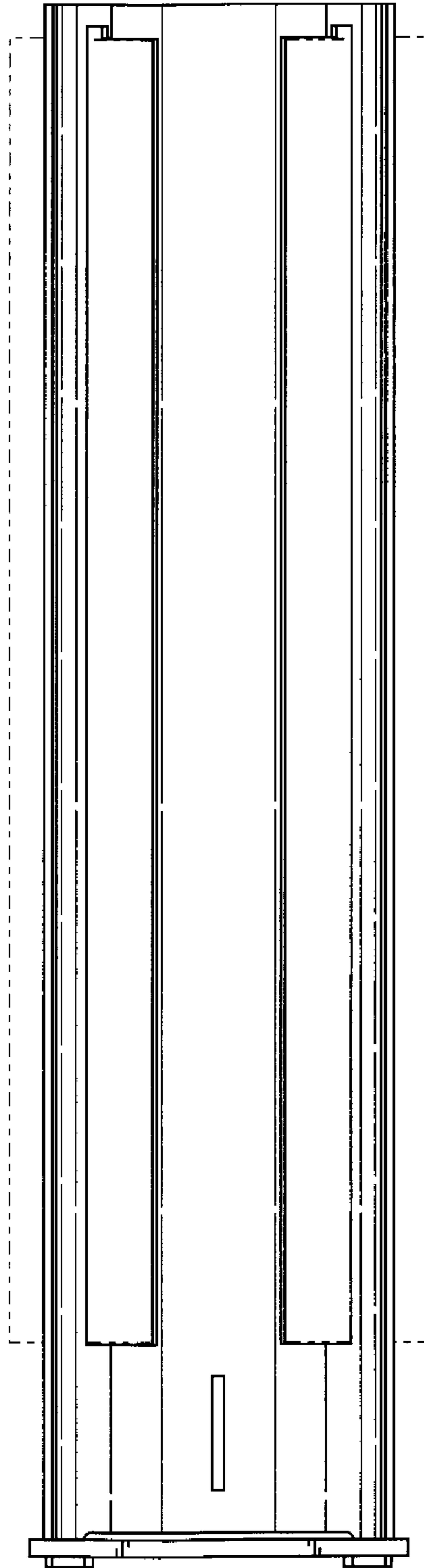


FIG. 5

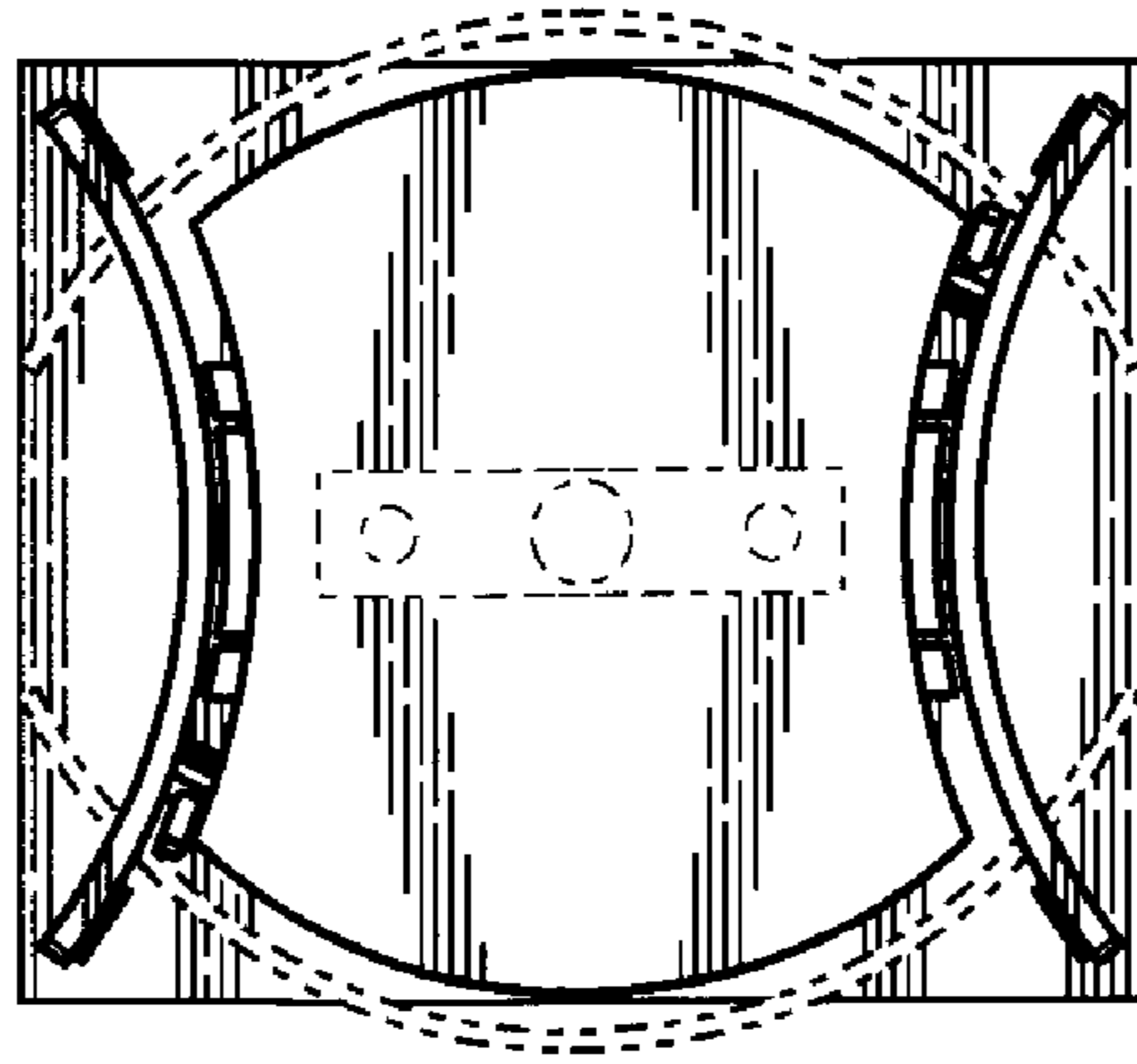


FIG. 6

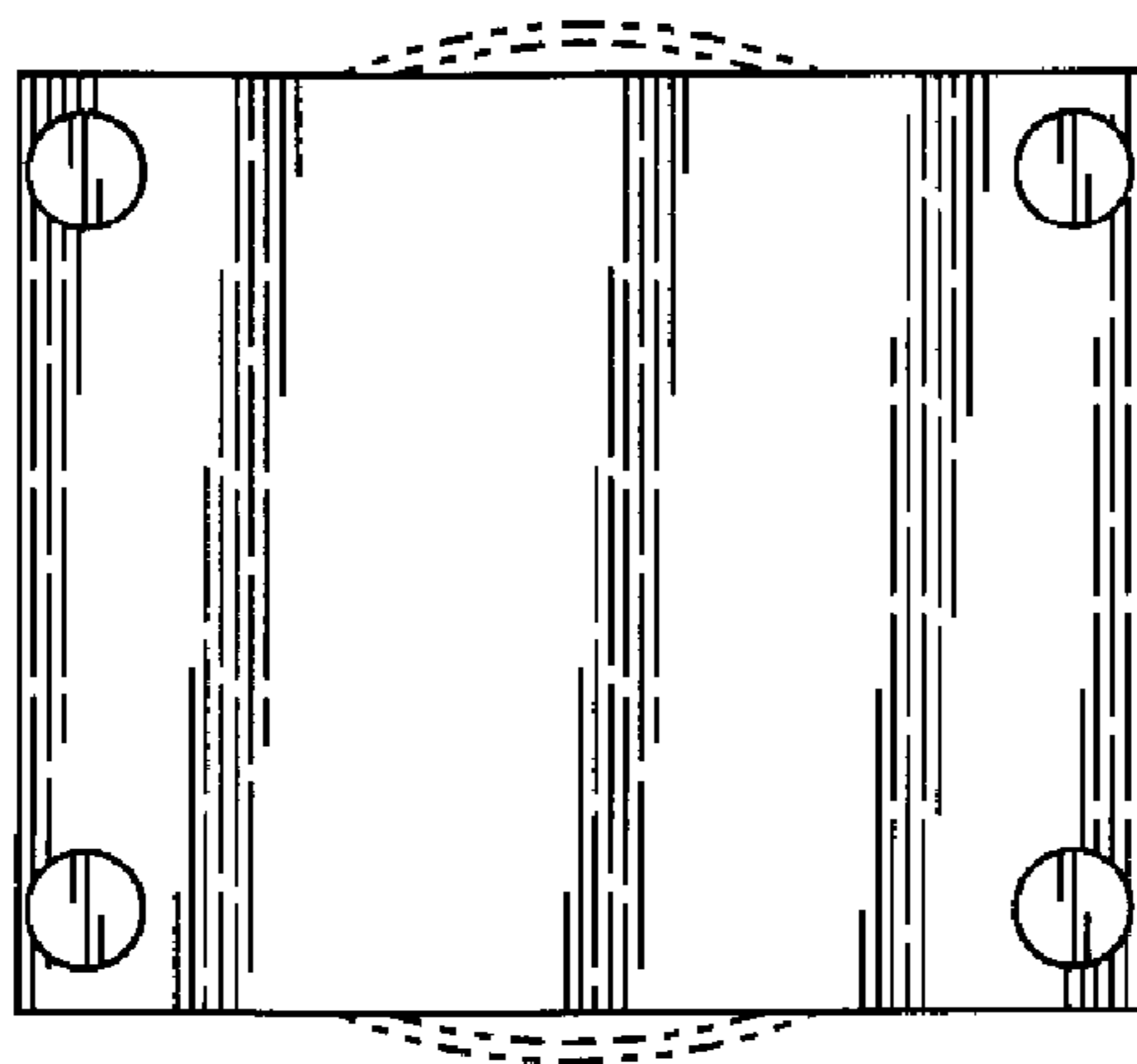


FIG. 7