



US00D570518S

(12) **United States Design Patent**
Haimov

(10) **Patent No.:** **US D570,518 S**
(45) **Date of Patent:** **** Jun. 3, 2008**

(54) **WALL LAMP**

(75) Inventor: **Neri Haimov**, Tel Aviv (IL)

(73) Assignee: **Lighting Network Ltd.**, Rishon
Le-Zion (IL)

(**) Term: **14 Years**

(21) Appl. No.: **29/274,538**

(22) Filed: **Apr. 30, 2007**

(51) **LOC (8) Cl.** **26-05**

(52) **U.S. Cl.** **D26/74; D26/72; D26/119**

(58) **Field of Classification Search** D26/1-8,
D26/24, 40-42, 72, 74-79, 102, 118-122,
D26/152, 154; 362/101, 147, 217-225, 260,
362/267, 283, 347, 363; 313/315-316
See application file for complete search history.

(56) **References Cited**

U.S. PATENT DOCUMENTS

D85,517 S *	11/1931	Ecker	D26/24
D161,950 S *	2/1951	McMath et al.	D26/72
D165,259 S *	11/1951	Baker	D26/74
D216,911 S *	3/1970	Specht	D26/24
D266,110 S *	9/1982	Ariga et al.	D26/3
D298,656 S *	11/1988	Compton	D26/24
D343,915 S *	2/1994	Baader et al.	D26/28
D444,586 S *	7/2001	Waters et al.	D26/72

D447,272 S *	8/2001	Smith	D26/118
D535,775 S *	1/2007	Lueken	D26/72
2005/0024856 A1 *	2/2005	Helenowski	362/147

* cited by examiner

Primary Examiner—Stella M. Reid

Assistant Examiner—Susan E Krakower

(74) *Attorney, Agent, or Firm*—Pearl Cohen Zedek Latzer,
LLP

(57) **CLAIM**

The ornamental design for a wall lamp, as shown and described.

DESCRIPTION

FIG. 1 is a front perspective view of a wall lamp showing my new design;

FIG. 2 is a rear perspective view of the lamp shown in FIG. 1;

FIG. 3 is a front view of the lamp shown in FIG. 1;

FIG. 4 is a rear view of the lamp shown in FIG. 1;

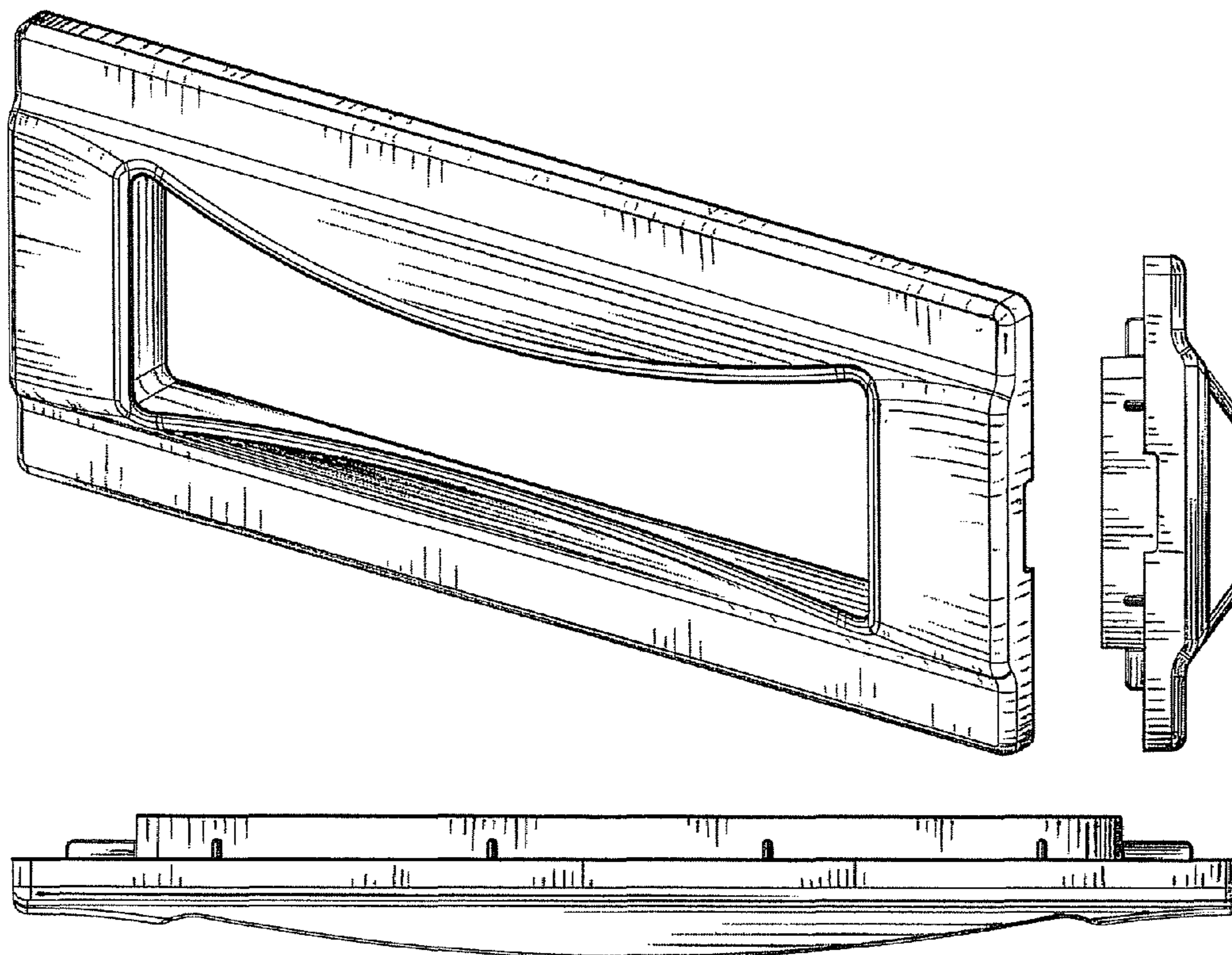
FIG. 5 is a top view of the lamp shown in FIG. 1;

FIG. 6 is a bottom view of the lamp shown in FIG. 1;

FIG. 7 is a left side view of the lamp shown in FIG. 1; and,

FIG. 8 is a right side view of the lamp shown in FIG. 1.

1 Claim, 7 Drawing Sheets



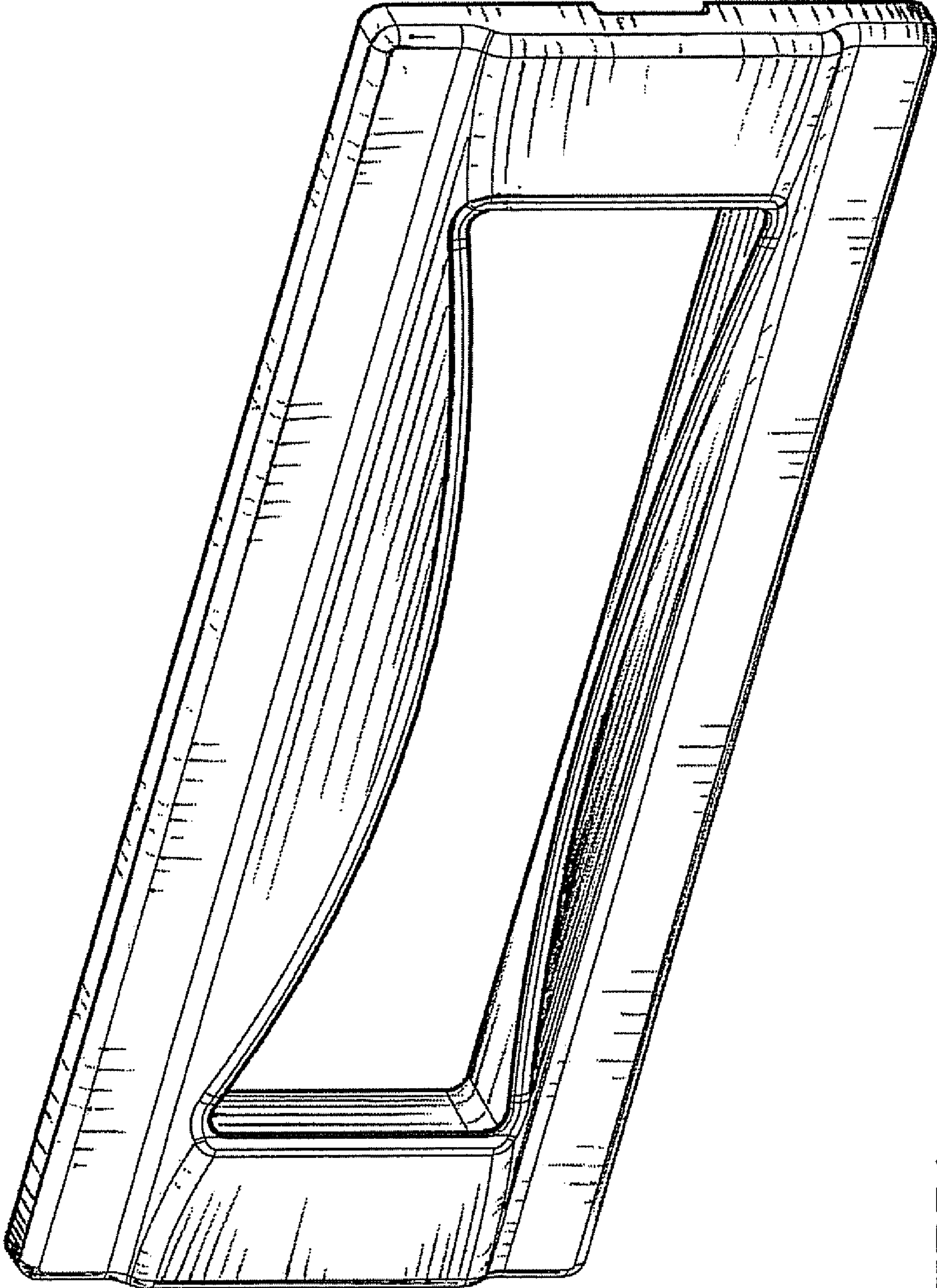


FIGURE 1

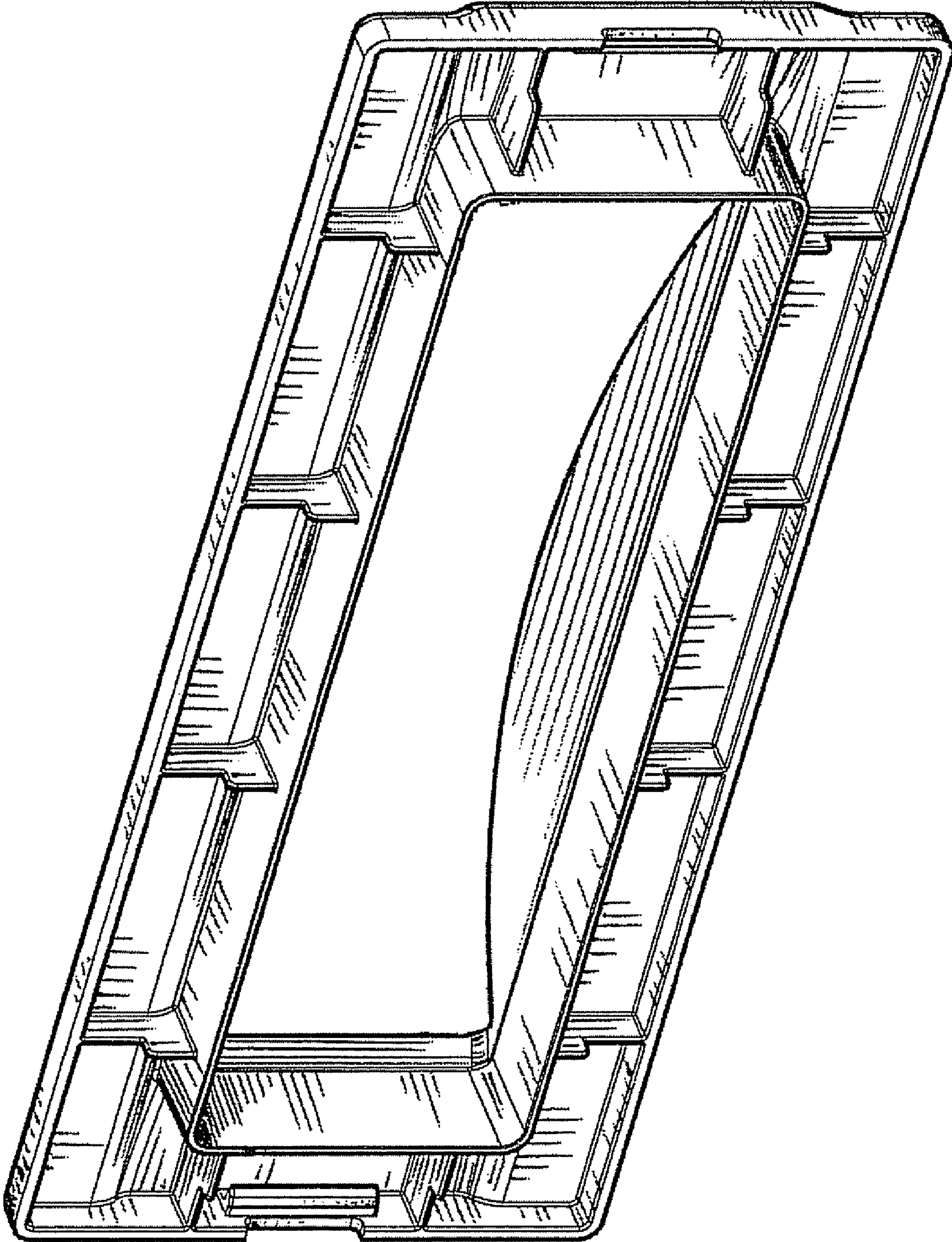


FIGURE 2

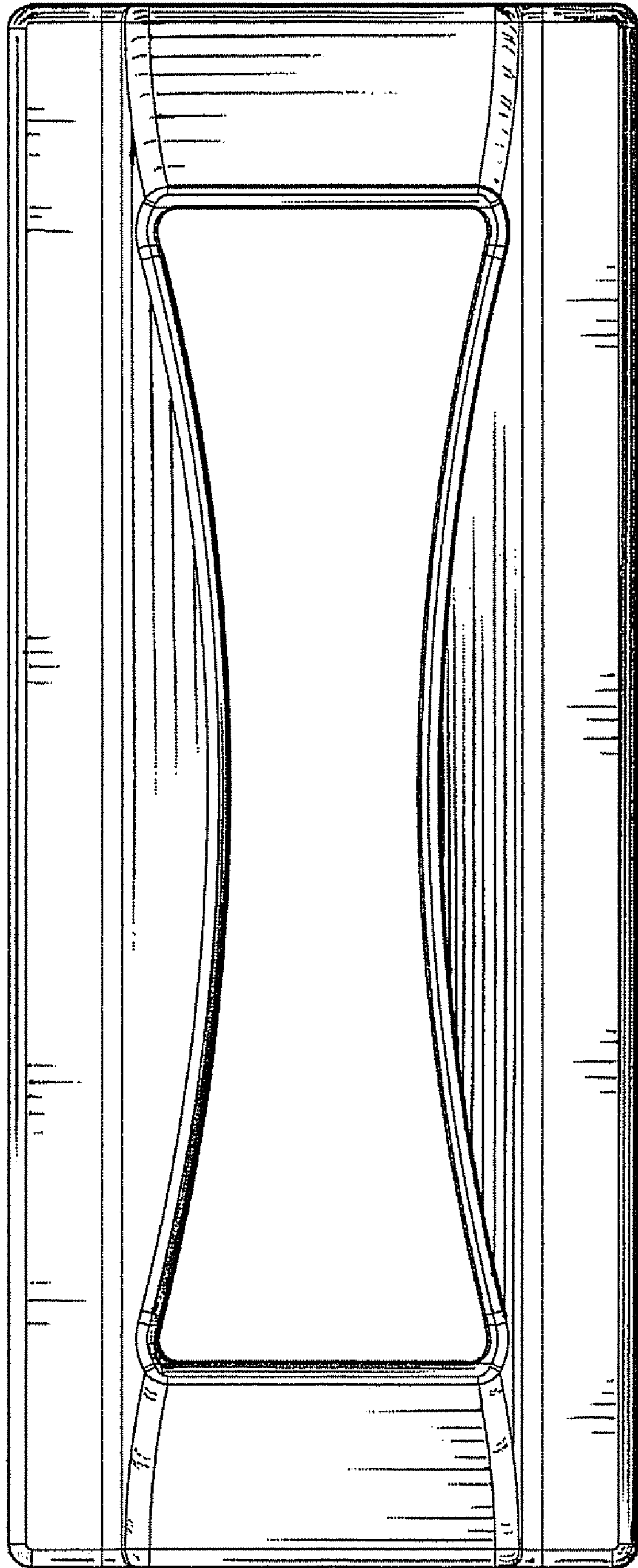


FIGURE 3

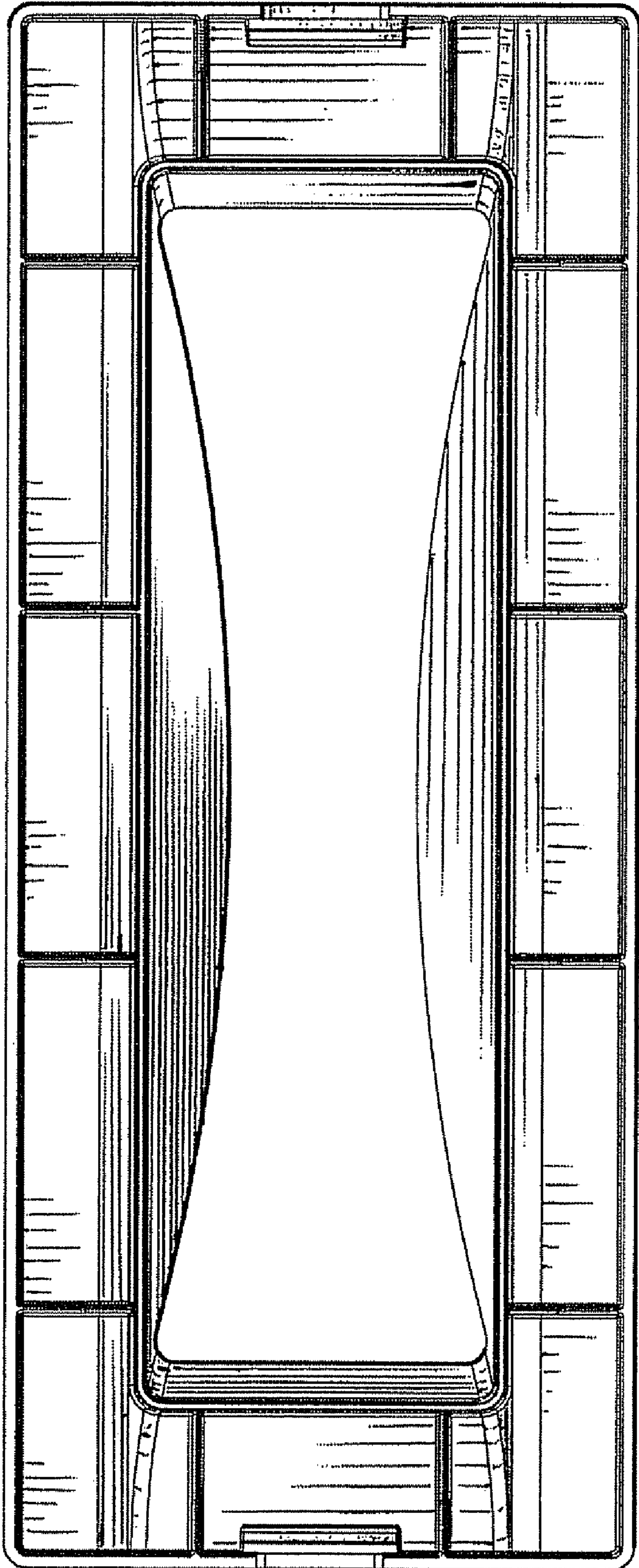


FIGURE 4




FIGURE 5




FIGURE 6

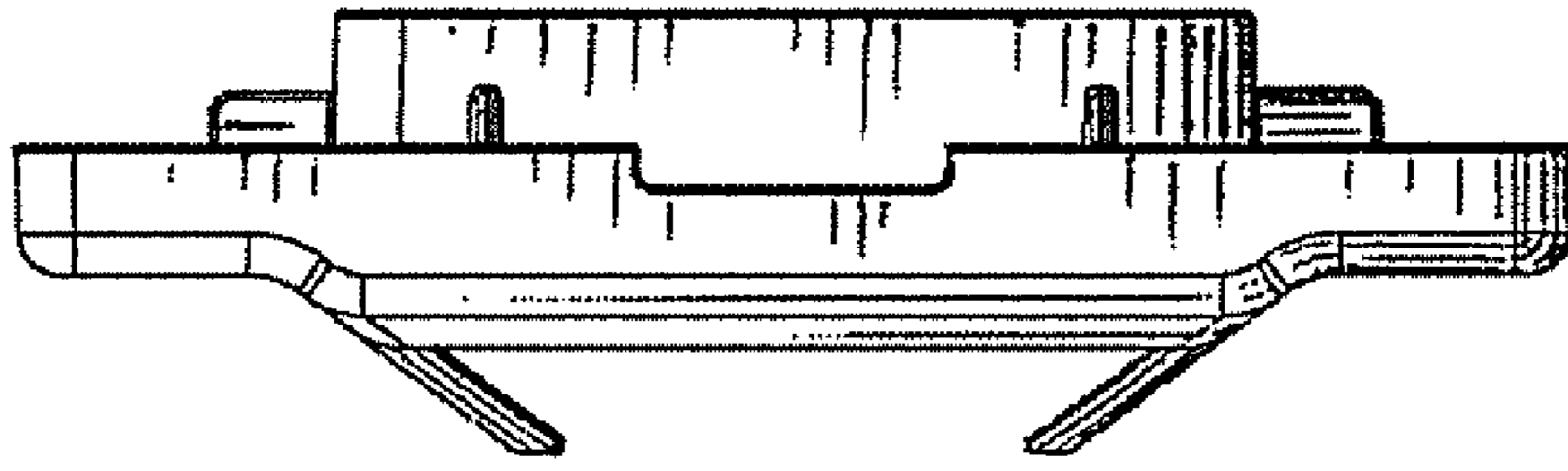


FIGURE 8



FIGURE 7