

US00D570517S

(12) **United States Design Patent**  
**Milicia**

(10) **Patent No.:** **US D570,517 S**

(45) **Date of Patent:** **\*\* Jun. 3, 2008**

(54) **LIGHTING FIXTURE**

(75) Inventor: **Libbe Ann Milicia**, North Royalton,  
OH (US)

(73) Assignee: **The L.D. Kichler Co.**, Cleveland, OH  
(US)

(\*\*) Term: **14 Years**

(21) Appl. No.: **29/297,580**

(22) Filed: **Nov. 14, 2007**

**Related U.S. Application Data**

(60) Division of application No. 29/276,225, filed on Jan. 19, 2007, which is a continuation of application No. 29/257,608, filed on Apr. 6, 2006, now Pat. No. Des. 561,371.

(51) **LOC (8) Cl.** ..... **26-05**

(52) **U.S. Cl.** ..... **D26/71; D26/67**

(58) **Field of Classification Search** ..... D26/67-71,  
D26/85, 87, 92, 118; 362/147, 404-408,  
362/183, 431, 432

See application file for complete search history.

(56) **References Cited**

**U.S. PATENT DOCUMENTS**

D36,133 S \* 11/1902 Handel ..... D26/101  
D47,218 S \* 4/1915 Bouchery ..... D26/67

1,435,024 A \* 11/1922 Shapiro ..... D26/118  
D222,810 S \* 1/1972 Husby et al. .... D26/68  
D233,784 S \* 11/1974 Selden ..... D26/68  
D392,763 S \* 3/1998 Denison et al. .... D26/68  
D440,000 S \* 4/2001 Milicia ..... D26/68  
D443,711 S \* 6/2001 Lindsay ..... D26/68  
D527,133 S \* 8/2006 Hon et al. .... D26/67

\* cited by examiner

*Primary Examiner*—Clare H Heflin

(74) *Attorney, Agent, or Firm*—Calfee, Halter & Griswold  
LLP

(57) **CLAIM**

I claim the ornamental design for a lighting fixture, as shown and described.

**DESCRIPTION**

FIG. 1 is a front elevation view of the lighting fixture.

FIG. 2 is a right side elevation view of the lighting fixture.

FIG. 3 is a left side elevation view of the lighting fixture.

FIG. 4 is a rear elevation view of the lighting fixture.

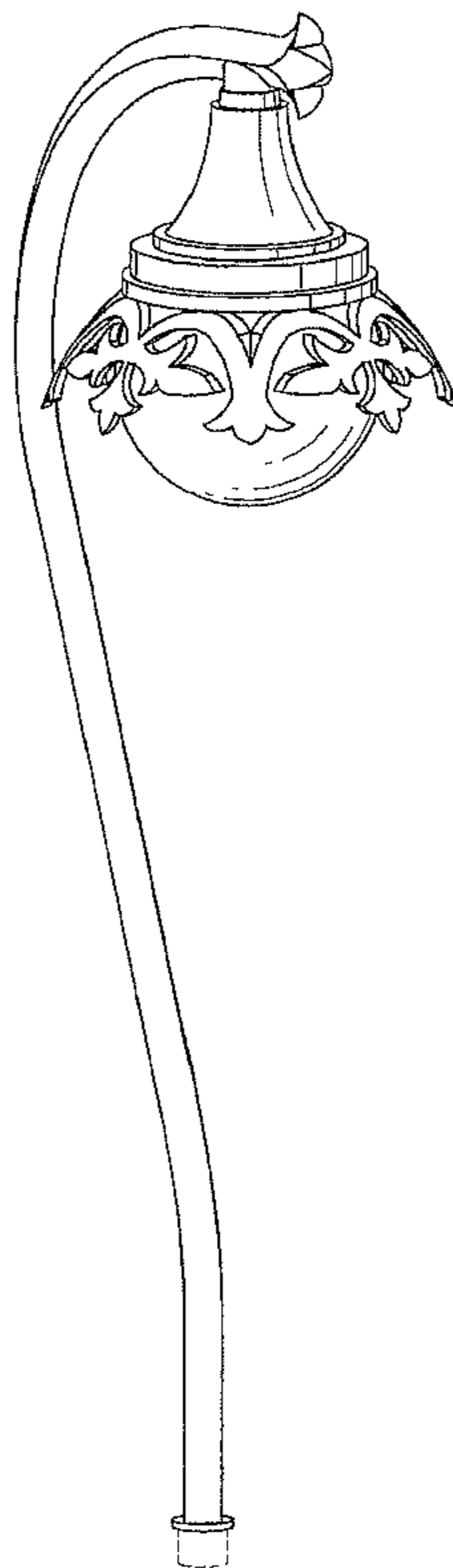
FIG. 5 is a top plan view of the lighting fixture.

FIG. 6 is a bottom plan view of the lighting fixture; and,

FIG. 7 is an isometric view of the lighting fixture.

The broken lines are directed to environment only, and form no part of the claimed design.

**1 Claim, 4 Drawing Sheets**



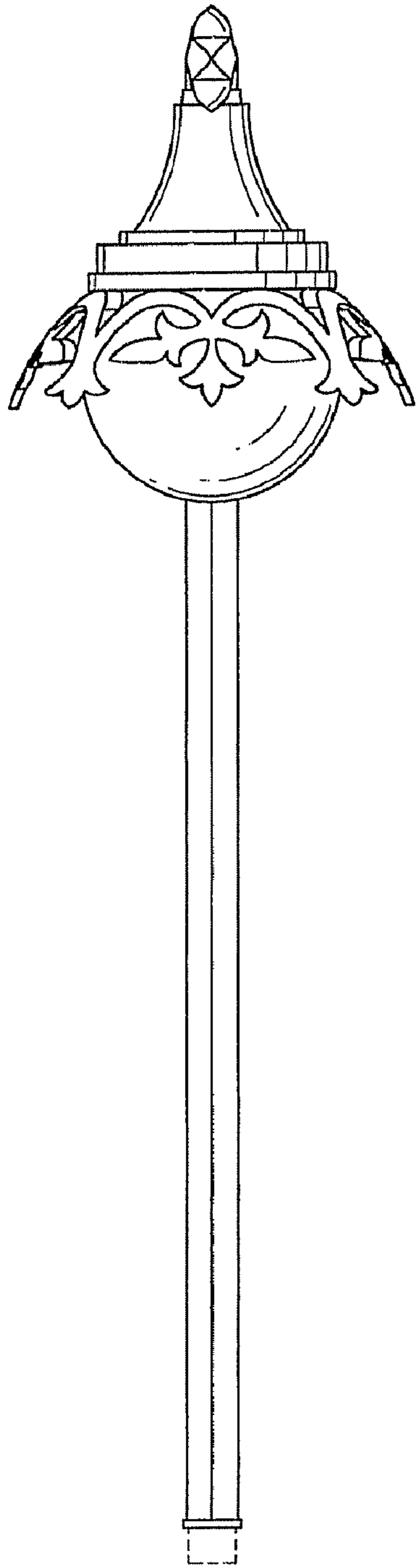


Fig. 1

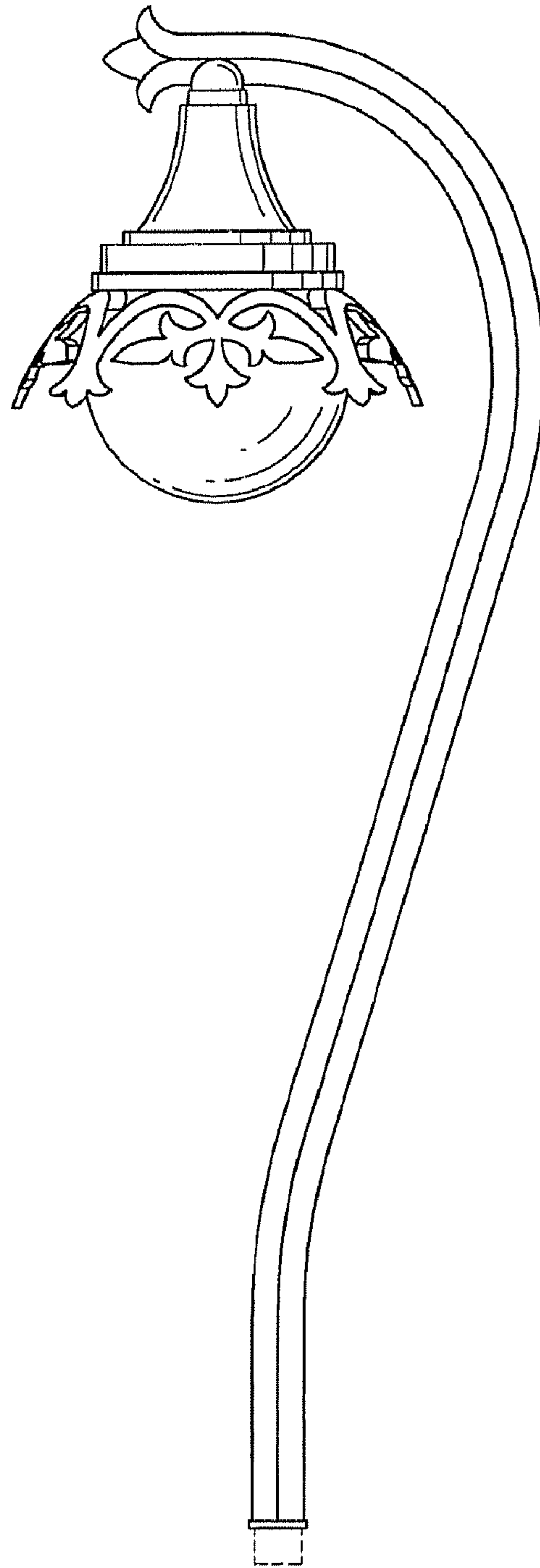
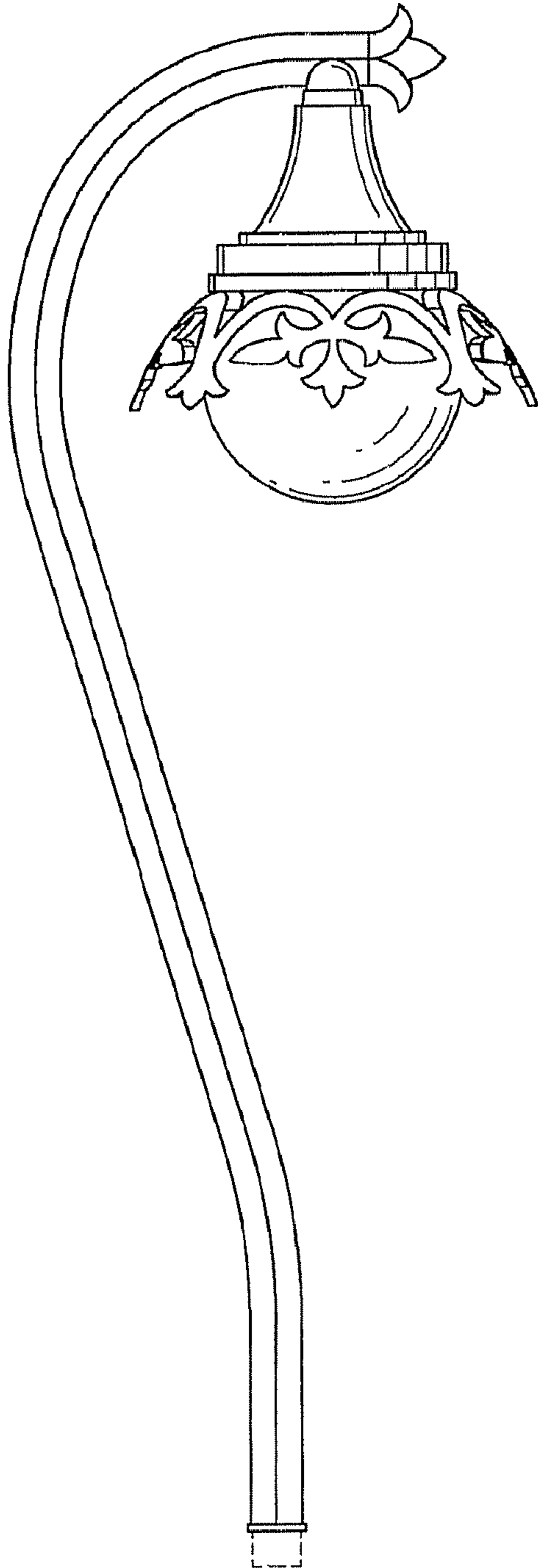
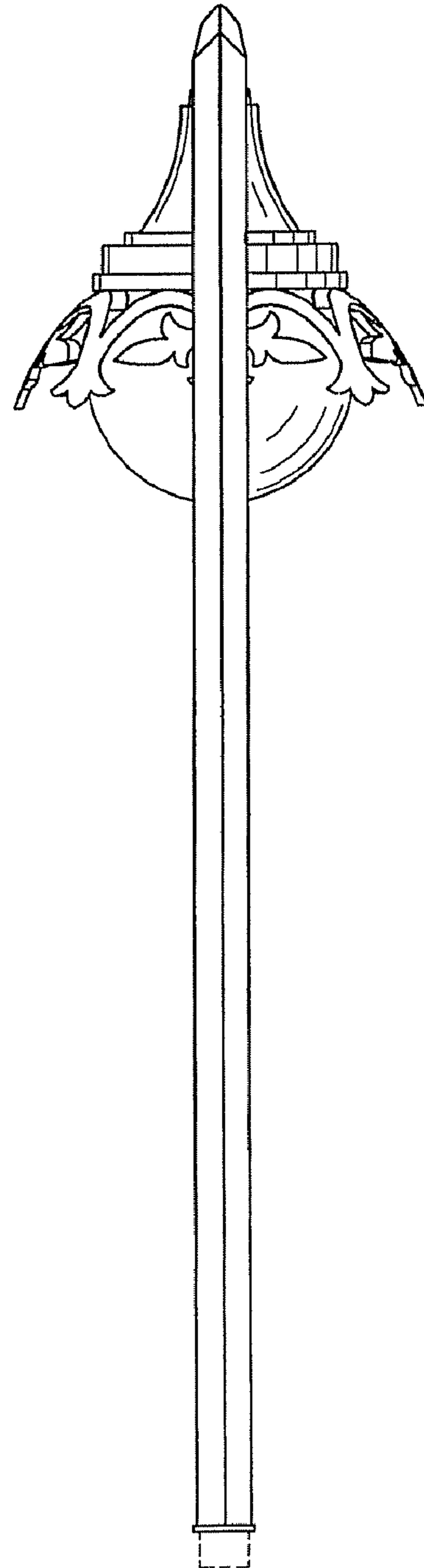



Fig. 2




*Fig. 3*



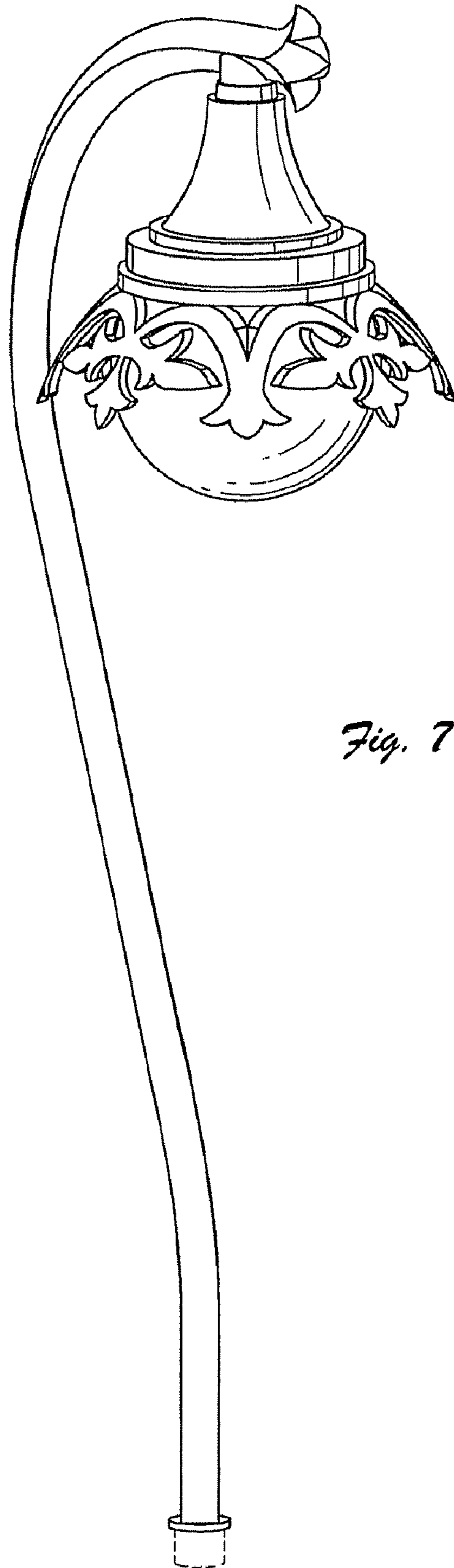
*Fig. 4*



*Fig. 5*



*Fig. 6*



*Fig. 7*