

US00D570515S

(12) **United States Design Patent** (10) **Patent No.:** **US D570,515 S**
Flaherty et al. (45) **Date of Patent:** **** Jun. 3, 2008**

(54) **LIGHTED BOLLARD**

(75) Inventors: **Richard A. Flaherty**, Grapeview, WA (US); **Matthew A. Gray**, Bremerton, WA (US); **Michael P. Coffey**, Port Orchard, WA (US)

(73) Assignee: **Leader Manufacturing, Inc.**, Port Orchard, WA (US)

(**) Term: **14 Years**

(21) Appl. No.: **29/296,151**

(22) Filed: **Oct. 15, 2007**

Related U.S. Application Data

(62) Division of application No. 29/242,030, filed on Nov. 3, 2005, now Pat. No. Des. 558,373.

(51) **LOC (8) Cl.** **26-05**

(52) **U.S. Cl.** **D26/68**

(58) **Field of Classification Search** D26/67, D26/68, 70, 71, 72, 85, 87, 91, 92, 128; 362/145, 362/153, 153.1, 157, 183, 190, 191, 266, 362/362, 431, 812; D25/126
See application file for complete search history.

(56) **References Cited**

U.S. PATENT DOCUMENTS

1,034,211	A	7/1912	De Palma
D158,821	S	5/1950	Walter
D318,136	S	7/1991	Kira
D426,013	S	5/2000	Landefeld
D435,130	S	12/2000	Landefeld
D435,309	S	12/2000	Landefeld
D439,000	S	3/2001	Landefeld
D440,339	S	4/2001	Landefeld

D442,312	S	5/2001	Metchear, III
D479,355	S	9/2003	Dalton et al.
7,150,117	B2	12/2006	Venegas, Jr.
2002/0114170	A1	8/2002	Chen et al.
2005/0231938	A1	10/2005	Venegas, Jr.

OTHER PUBLICATIONS

All bollard designs by sitespecifier on webpage titled: "Bollards". Found online at sitespecifier.com on May 18, 2007.
All "Lighted Bollard Styles" by King Luminaire at kingluminaire.com. copyright 2007.
All "Unlit Bollard Styles" by King Luminaire at kingluminair.com. copyright 2007.

Primary Examiner—Clare E Hefflin

(74) *Attorney, Agent, or Firm*—Van Dyke, Gardner, Linn & Burkhart, LLP

(57) **CLAIM**

The ornamental design for the lighted bollard, as shown and described.

DESCRIPTION

FIG. 1 is a perspective view of the lighted bollard of the present invention, wherein the dotted lines showing additional construction details are for illustrative purposes only and do not form any part of the claimed design;


FIG. 2 is a front elevation view of the lighted bollard of FIG. 1, which is identical to the rear elevation view;

FIG. 3 is a left side elevation view of the lighted bollard of FIG. 2;

FIG. 4 is a right side elevation view of the lighted bollard of FIG. 2; and,

FIG. 5 is a top plan view of the lighted bollard of FIG. 2, the bottom plan view of which forms no part of the invention.

1 Claim, 2 Drawing Sheets






FIG. 1

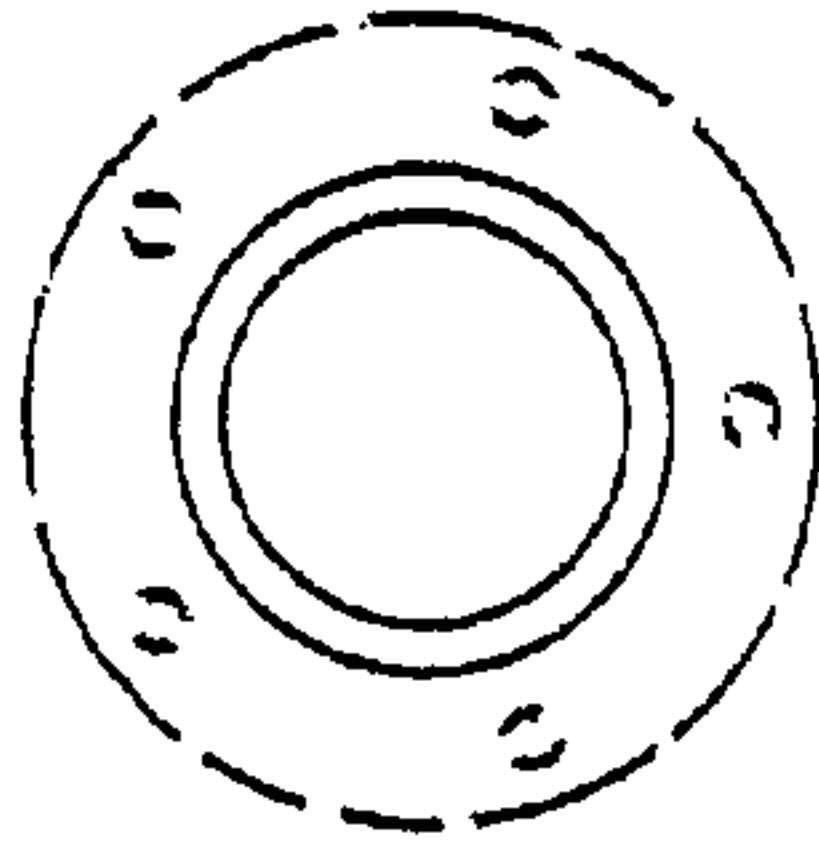


FIG. 5

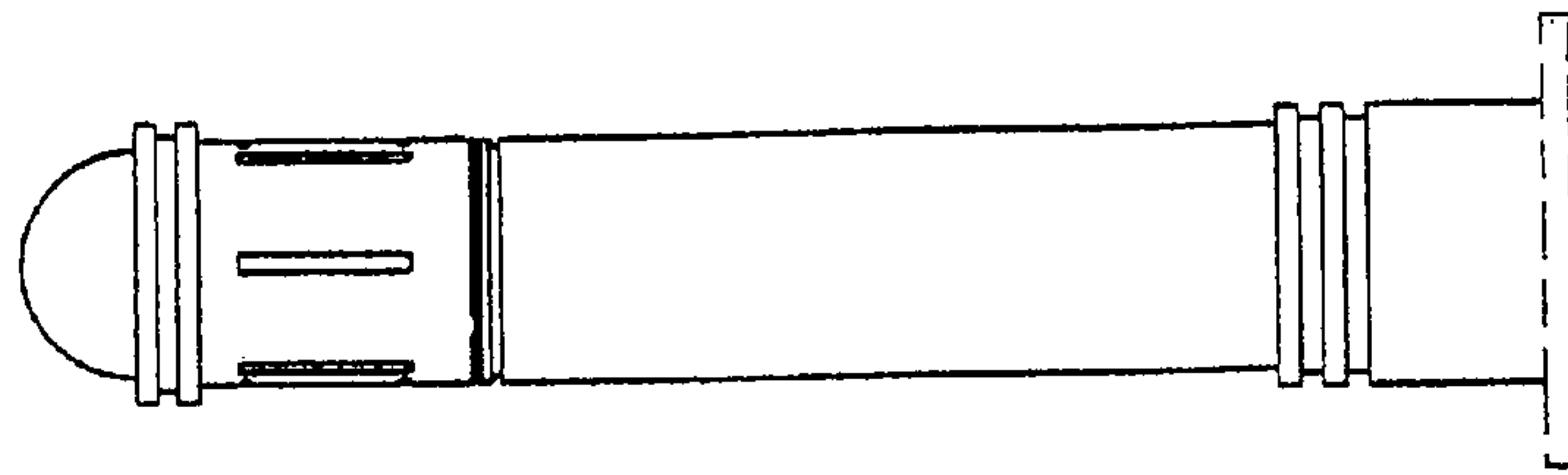


FIG. 4

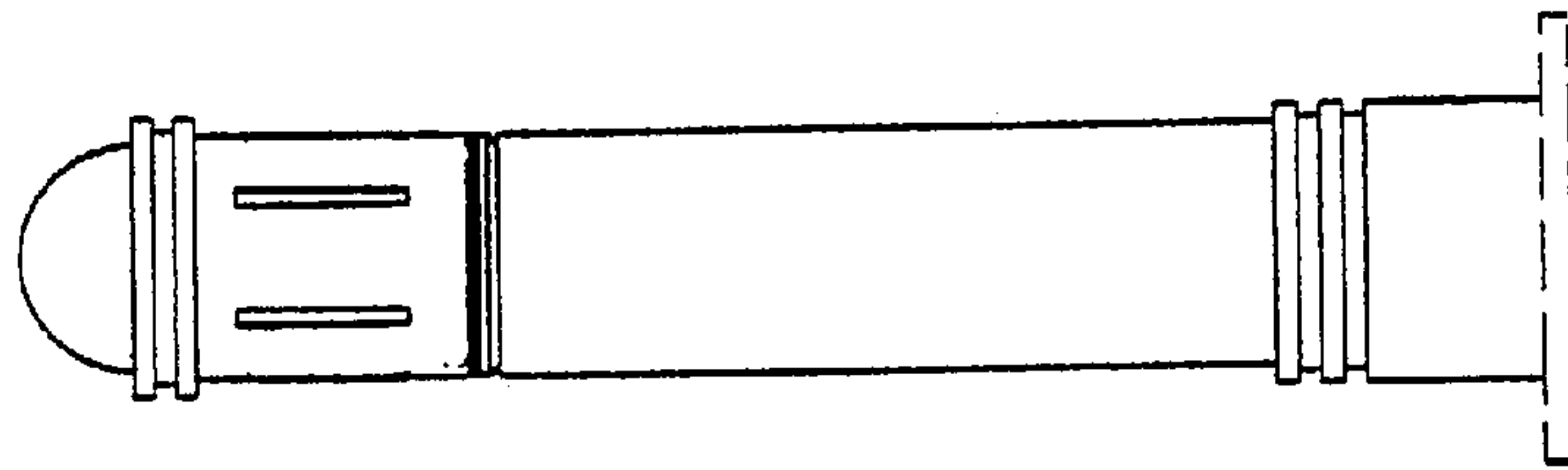


FIG. 2

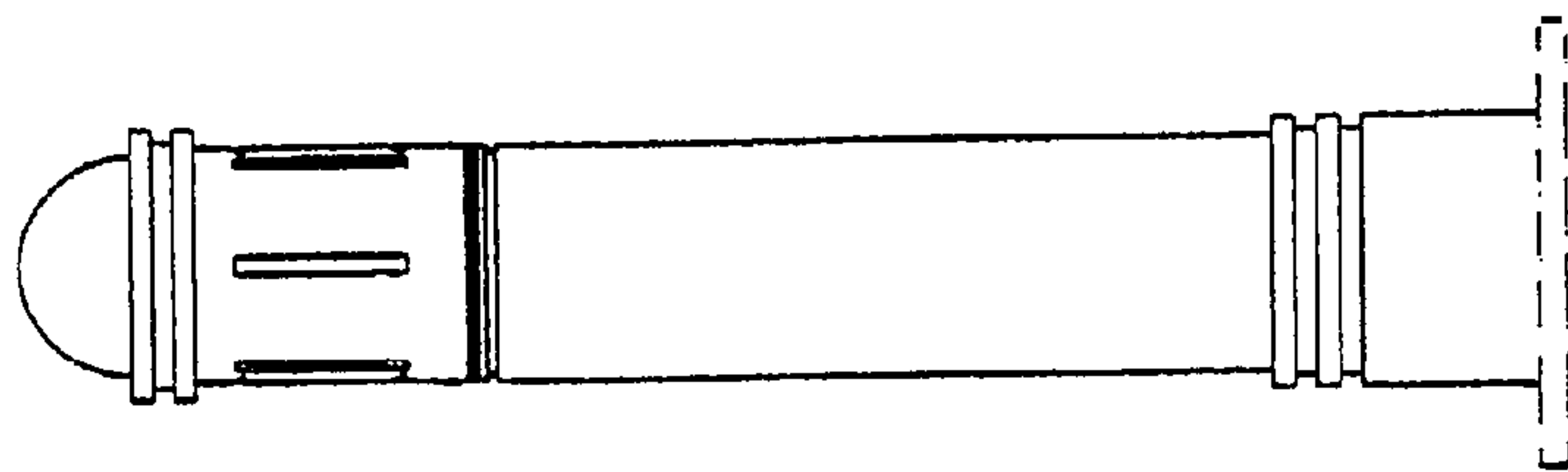


FIG. 3