

US00D570502S

(12) **United States Design Patent**
Silvestrin

(10) **Patent No.:** **US D570,502 S**

(45) **Date of Patent:** **** Jun. 3, 2008**

(54) **COVERING OR CLADDING ELEMENTS**

(75) Inventor: **Claudio Silvestrin**, London (GB)

(73) Assignee: **BRIX, S.r.l.**, Sassuolo (Modena) (IT)

(**) Term: **14 Years**

(21) Appl. No.: **29/274,016**

(22) Filed: **Mar. 21, 2007**

(30) **Foreign Application Priority Data**

Sep. 22, 2006 (EM) 000592613

(51) **LOC (8) Cl.** **25-01**

(52) **U.S. Cl.** **D25/138; D25/163**

(58) **Field of Classification Search** D25/138,
D25/121, 140-165, 58; 52/311.1, 311.2,
52/311.3, 316, 314, 389, 384, 630, 474, 782.1,
52/789; 428/48-49

See application file for complete search history.

(56) **References Cited**

U.S. PATENT DOCUMENTS

D227,754 S * 7/1973 Newberry D25/151

D474,847 S * 5/2003 Seymour et al. D25/163

D531,739 S * 11/2006 Folliard D25/163

D532,123 S * 11/2006 Folliard D25/163

D552,758 S * 10/2007 Murdock D25/121

D552,759 S * 10/2007 Murdock D25/121

* cited by examiner

Primary Examiner—Catherine R Oliver

(74) *Attorney, Agent, or Firm*—Dickstein Shapiro LLP

(57) **CLAIM**

The ornamental design for covering or cladding elements, as shown and described.

DESCRIPTION

FIG. 1 is a front, perspective view of the design of the present invention, with a corner folded over;

FIG. 2 is a front, perspective view of the design of the present invention;

FIG. 3 is a top view of the design of the present invention;

FIG. 4 is a left side view of the design of the present invention;

FIG. 5 is a right side view of the design of the present invention;

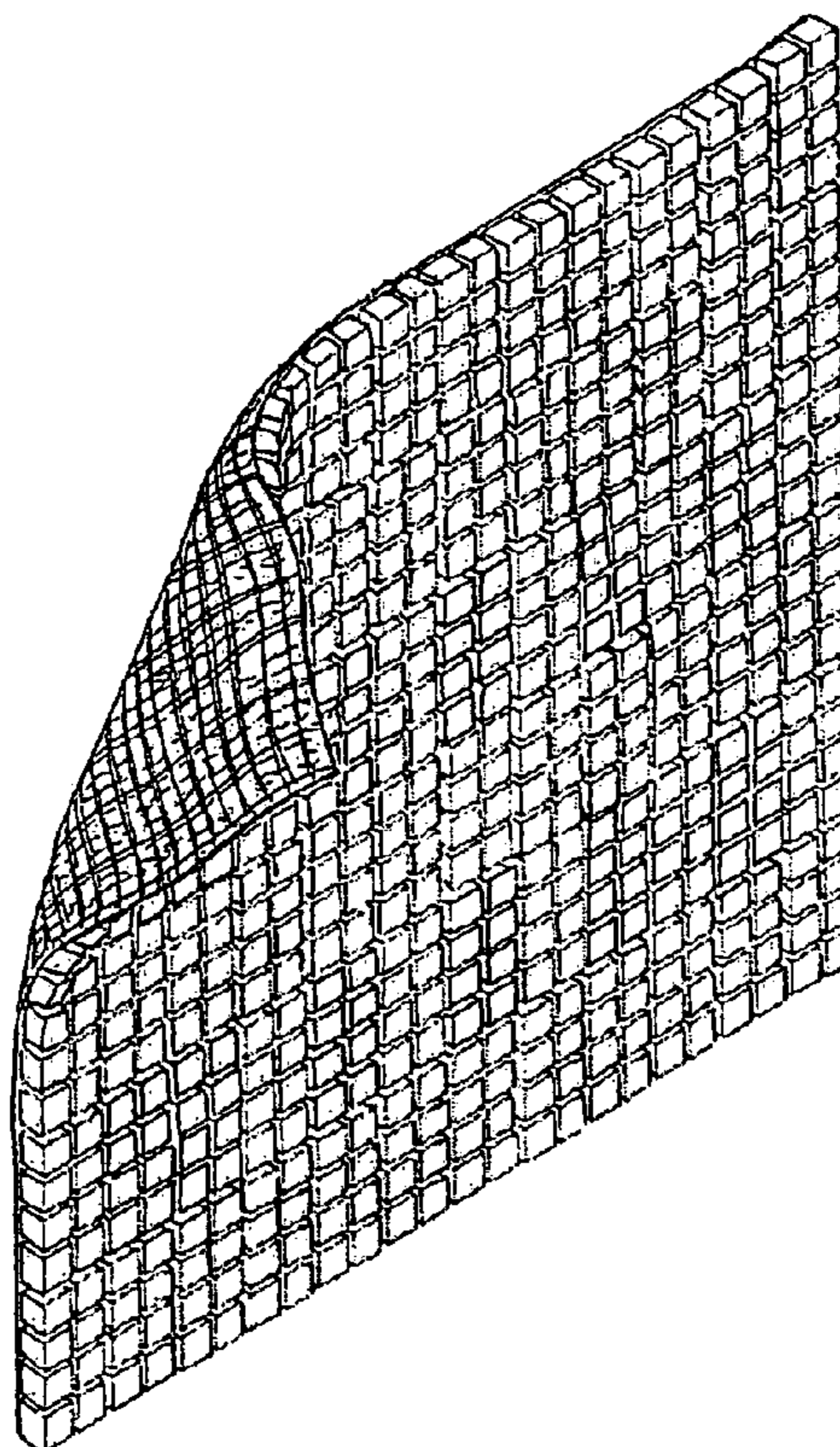
FIG. 6 is a bottom view of the design of the present invention;

FIG. 7 is a rear, perspective view of the design of the present invention; and

FIG. 8 is a front view of the design of the present invention; and,

FIG. 9 is a rear view of the design of the present invention.

1 Claim, 4 Drawing Sheets



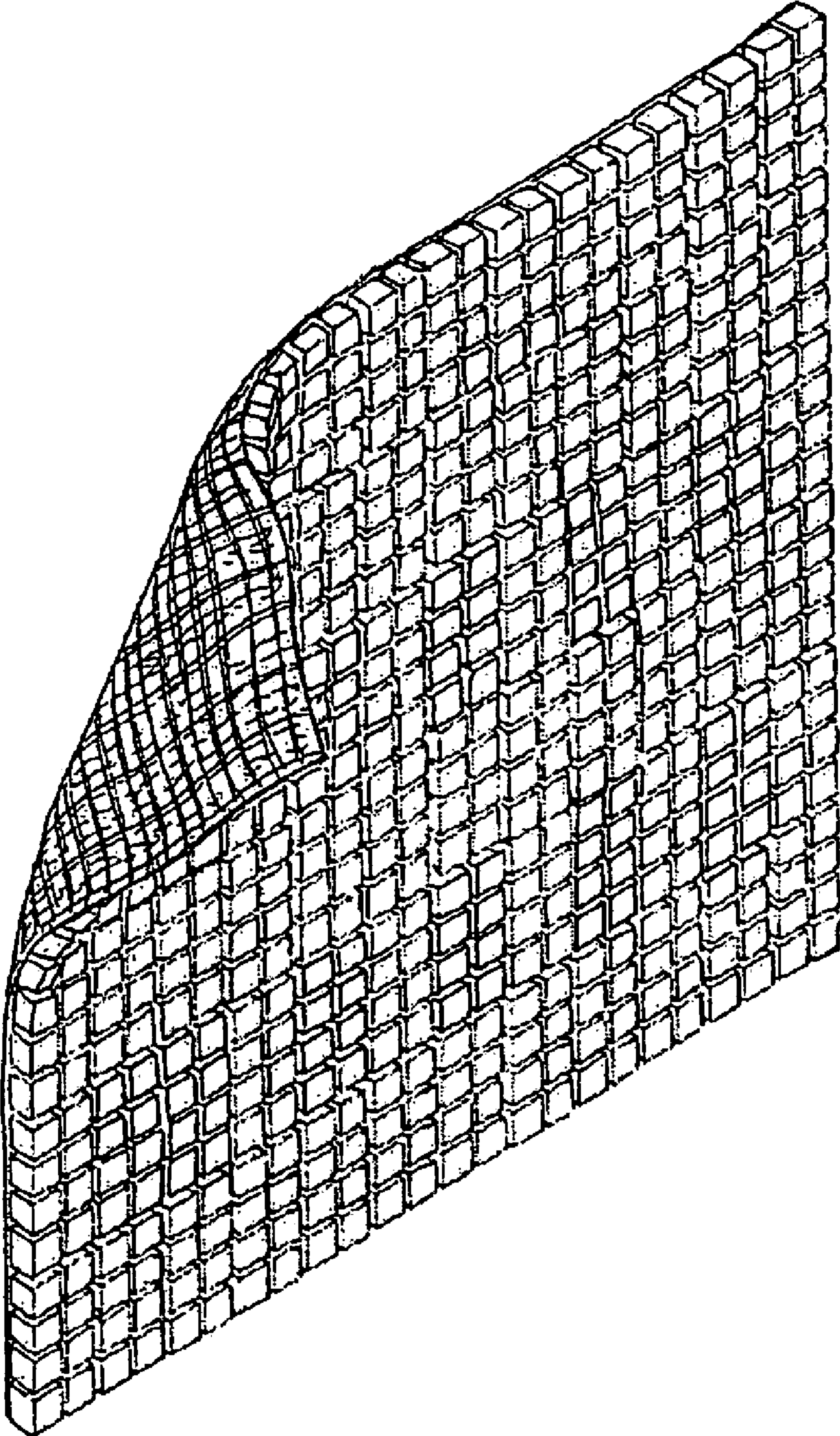


FIG. 1

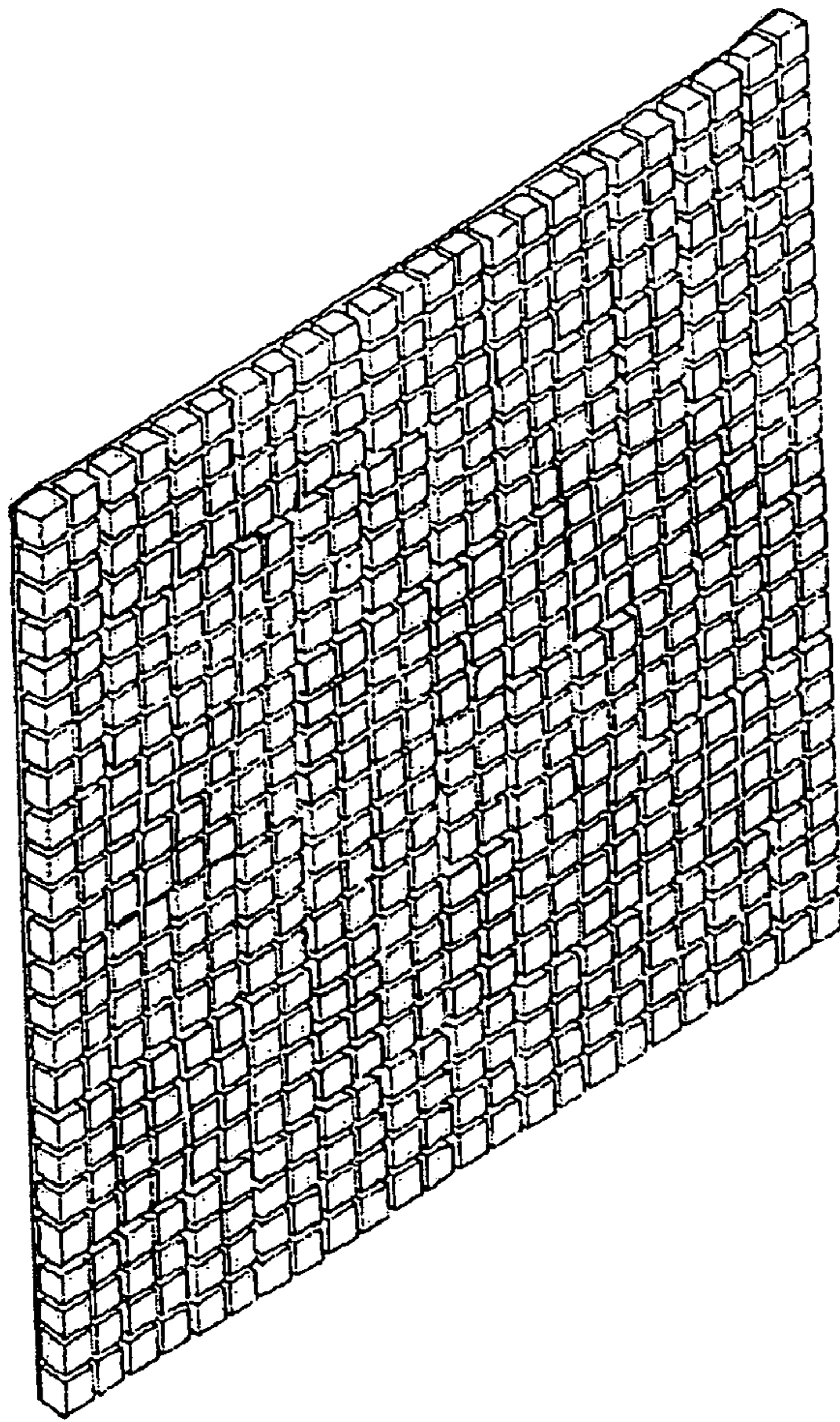


FIG. 2

FIG. 3



FIG. 4



FIG. 5



FIG. 6



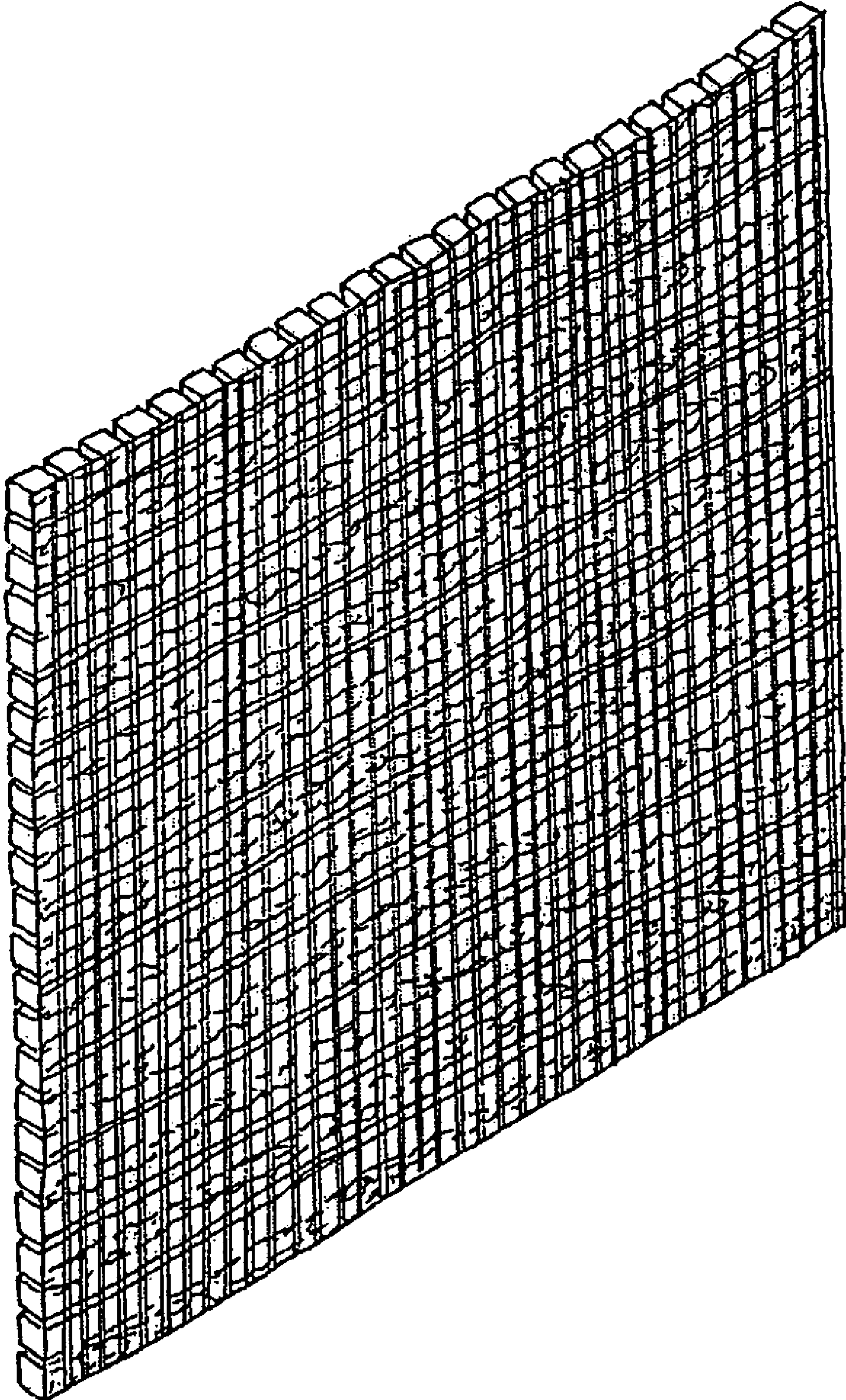


FIG. 7




FIG. 8




FIG. 9