



US00D570489S

(12) **United States Design Patent**  
**McMullin**

(10) **Patent No.:** **US D570,489 S**  
(45) **Date of Patent:** **\*\* Jun. 3, 2008**

(54) **NECK AND SHOULDER HEATING PAD AND MASSAGER**

D512,511 S \* 12/2005 Friedland ..... D24/206

\* cited by examiner

(76) Inventor: **Karen K. McMullin**, 432 Hubbard Ave., Elgin, IL (US) 60123-3412

*Primary Examiner*—Robert M. Spear  
*Assistant Examiner*—Susan E Krakower

(\*\*) Term: **14 Years**

(74) *Attorney, Agent, or Firm*—Raymond M. Galasso; Galasso & Associates, LP

(21) Appl. No.: **29/252,465**

(57) **CLAIM**

(22) Filed: **Jan. 23, 2006**

The ornamental design for a neck and shoulder heating pad and massager, as shown and described.

(51) **LOC (8) Cl.** ..... **24-01**

(52) **U.S. Cl.** ..... **D24/200**

(58) **Field of Classification Search** ..... D24/110, D24/133, 189, 200–215; D6/601; 128/24–36, 128/59, 842, 844; 297/452.21–452.25; 5/648–656  
See application file for complete search history.

**DESCRIPTION**

FIG. 1 is a top plan view of a neck and shoulder heating pad massager showing my new design;

FIG. 2 is a side elevational view thereof; and,

FIG. 3 is a side perspective view thereof, in use.

All sides not shown in the drawing disclosure forms no part of the claimed design.

The broken line showing of a human figure, a remote control box and cord illustrates environmental structure and forms no part of the claimed design.


The dashed lines shown directly on the surface of the claimed article, throughout the views, are understood to represent stitching, and form part of the claimed design.

(56) **References Cited**

**U.S. PATENT DOCUMENTS**

4,343,303 A	8/1982	Williams	
D324,270 S *	2/1992	Raya et al. ....	D24/207
D389,584 S *	1/1998	Leventhal et al. ....	D24/215
D420,845 S *	2/2000	Rumage .....	D6/601
D436,179 S *	1/2001	Small .....	D24/206
D453,223 S *	1/2002	Sherman .....	D24/206
6,699,271 B2 *	3/2004	Clayton .....	607/109
D495,550 S *	9/2004	Weeks .....	D6/608
D511,838 S *	11/2005	Vedra .....	D24/206

**1 Claim, 3 Drawing Sheets**






FIG. 1



FIG. 2

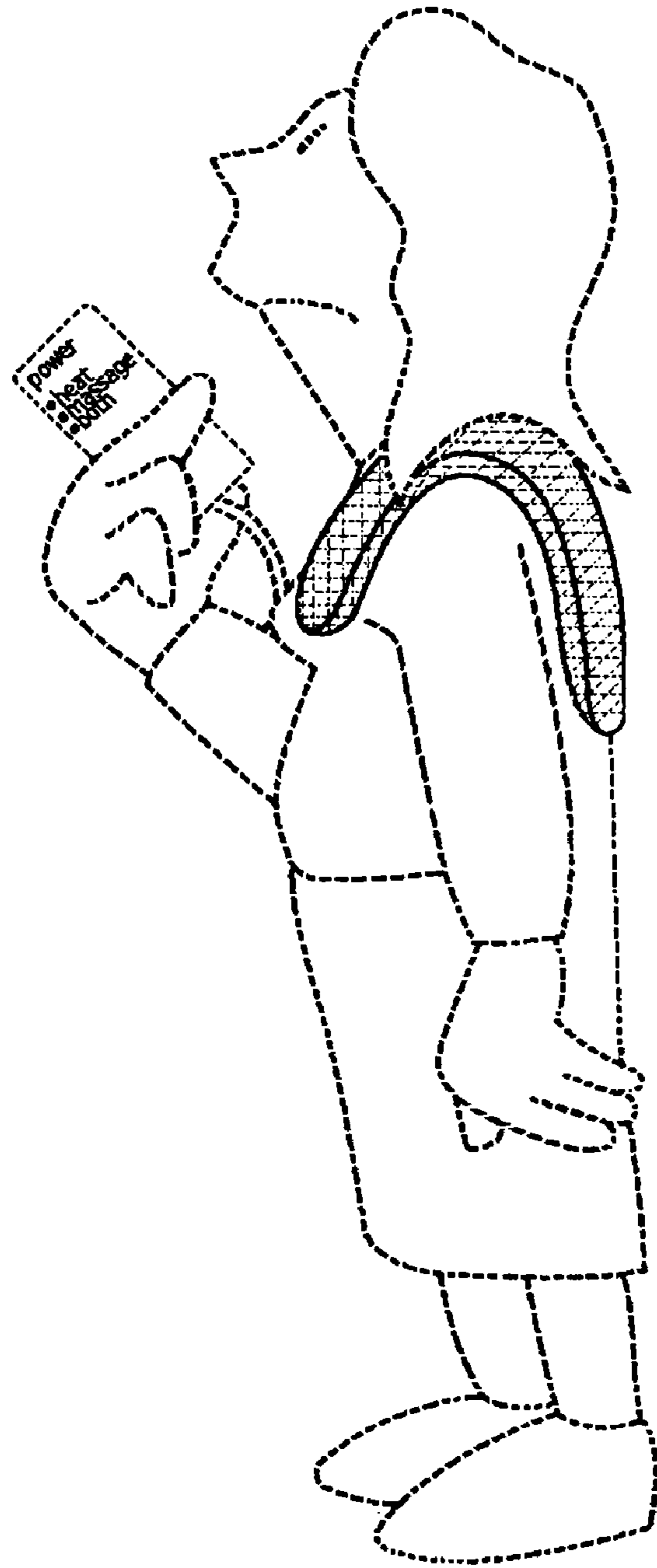


FIG. 3