



US00D570481S

(12) **United States Design Patent**
Rehbein et al.

(10) **Patent No.:** **US D570,481 S**
(45) **Date of Patent:** **** Jun. 3, 2008**

(54) **MEDICAL INSTRUMENT**

(75) Inventors: **Stefan Rehbein**,
Immendingen-Hattingen (DE); **Frank**
Doll, Talheim (DE)

(73) Assignee: **Karl Storz GmbH & Co. KG** (DE)

(**) Term: **14 Years**

(21) Appl. No.: **29/259,194**

(22) Filed: **May 3, 2006**

(30) **Foreign Application Priority Data**

Nov. 7, 2005 (EM) 000428669

(51) **LOC (8) Cl.** **24-02**

(52) **U.S. Cl.** **D24/133; D24/112; D24/129;**
D24/137; D24/147

(58) **Field of Classification Search** D24/107,
D24/108, 111, 129, 133, 137, 138, 143, 147,
D24/145, 146, 149; 600/101, 104, 105, 112-114,
600/119, 120-123, 128, 131, 132, 135, 136,
600/138, 153, 154, 156, 157, 158, 162; 604/523;
606/46, 49, 170, 180, 41; 285/316; 128/898
See application file for complete search history.

(56) **References Cited**

U.S. PATENT DOCUMENTS

1,967,015 A * 7/1934 Wappler 606/49
2,691,370 A * 10/1954 Wallace 600/104
3,144,020 A * 8/1964 Zingale 600/119
3,850,162 A * 11/1974 Iglesias 600/105
4,726,370 A * 2/1988 Karasawa et al. 606/46

D349,573 S * 8/1994 Bookwalter et al. D24/128
5,445,168 A * 8/1995 Krebs 128/898
6,086,584 A * 7/2000 Miller 606/41
D536,787 S * 2/2007 Rehbein et al. D24/133
D536,790 S * 2/2007 Michel et al. D24/137

OTHER PUBLICATIONS

Karl Storz Advertising Literature—Storz The World of Endoscopy
Gynecology, 4th Edition Jan. 2003.
Karl Storz Advertising Literature—Storz The World of Endoscopy,
Urology, 7th Edition Jan. 2003.

* cited by examiner

Primary Examiner—Ian Simmons

Assistant Examiner—Carissa C Fitts

(74) *Attorney, Agent, or Firm*—St. Onge Steward Johnston &
Reens LLC

(57) **CLAIM**

The ornamental design for a medical instrument, as shown
and described in the drawings.

DESCRIPTION

FIG. 1 is a front perspective view of a medical instrument in
accordance with the new design;

FIG. 2 is a front view thereof;

FIG. 3 is a rear view thereof;

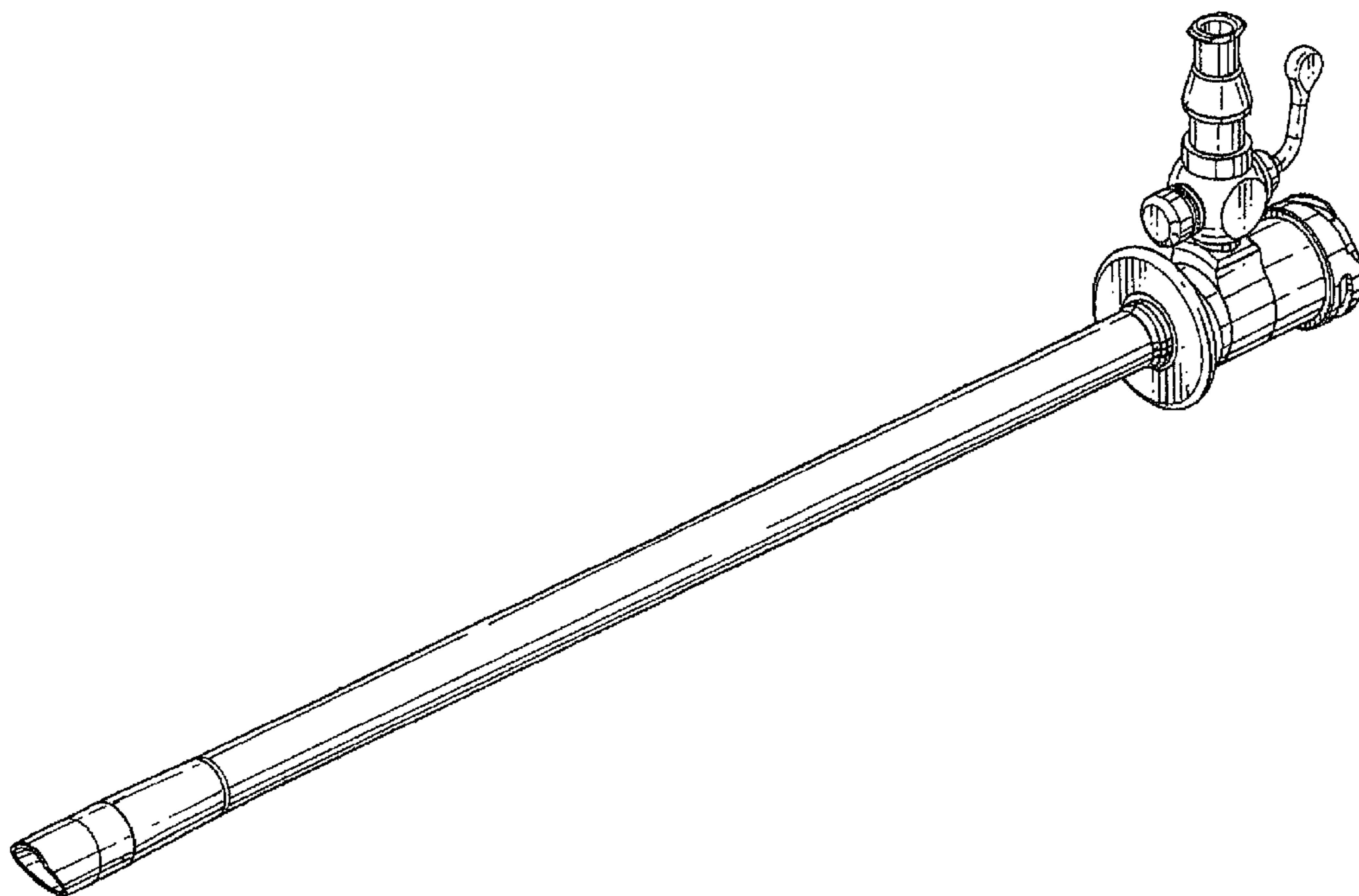
FIG. 4 is a top view thereof;

FIG. 5 is a bottom view thereof;

FIG. 6 is a right side view thereof; and,

FIG. 7 is a left side view thereof.

1 Claim, 7 Drawing Sheets



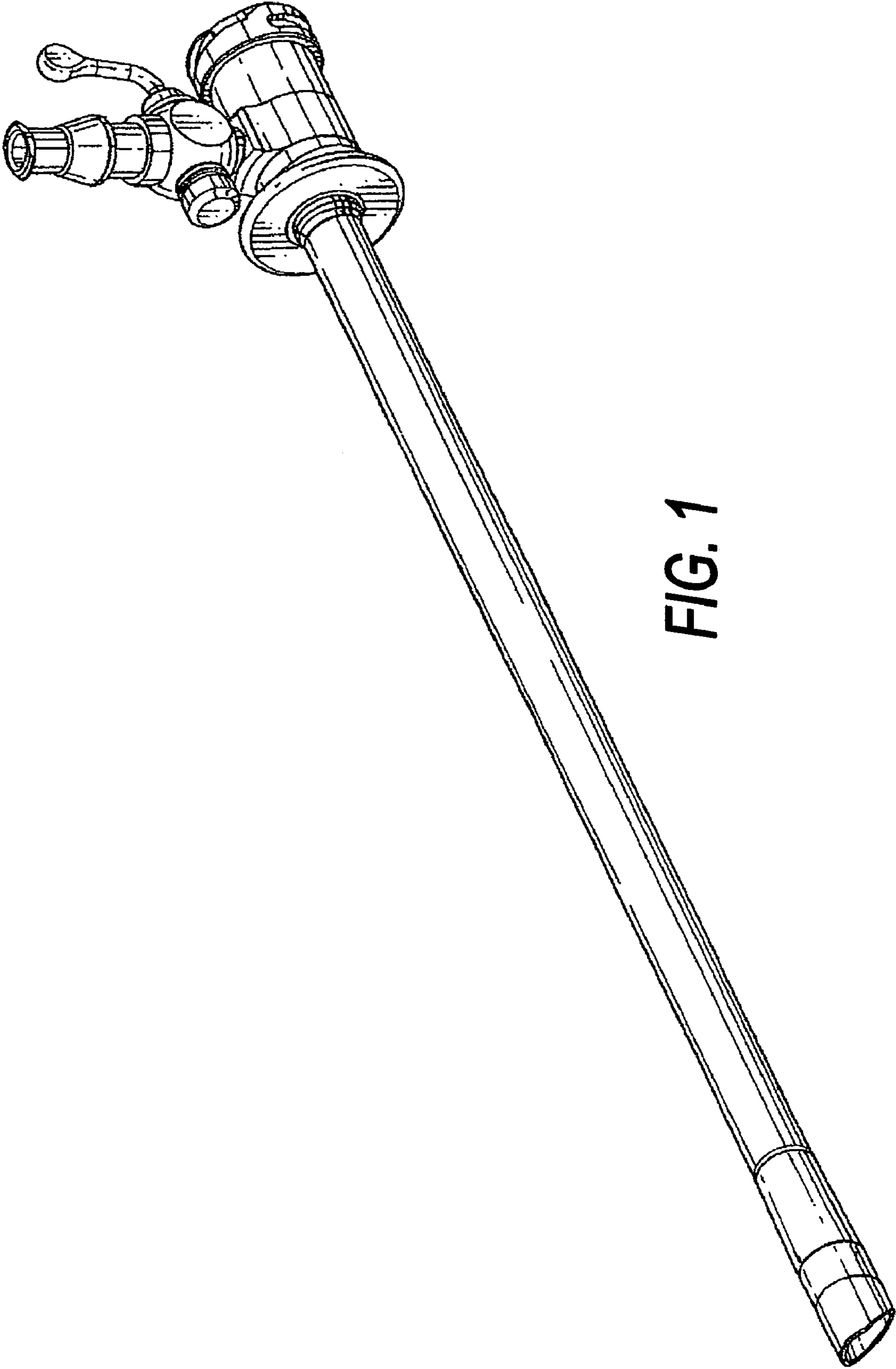


FIG. 1

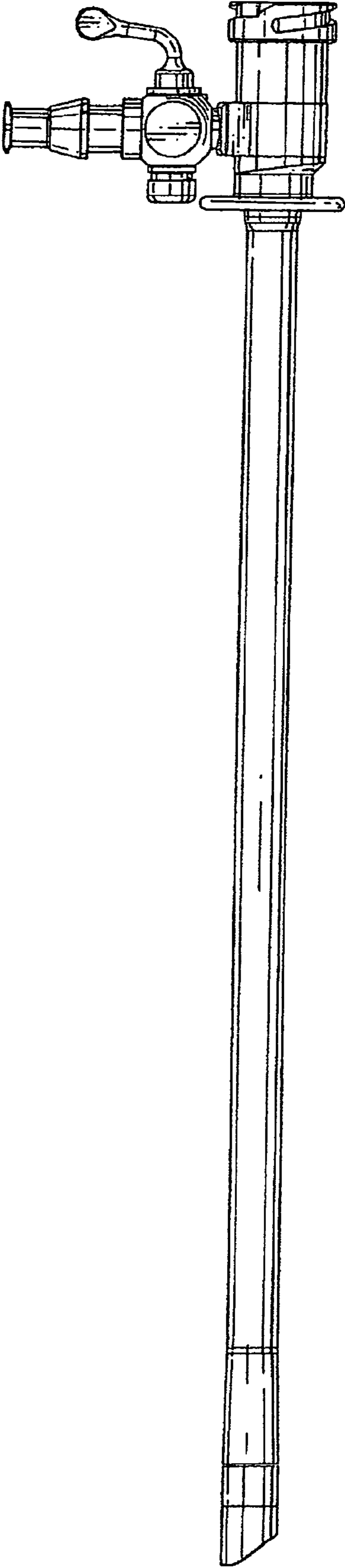


FIG. 2

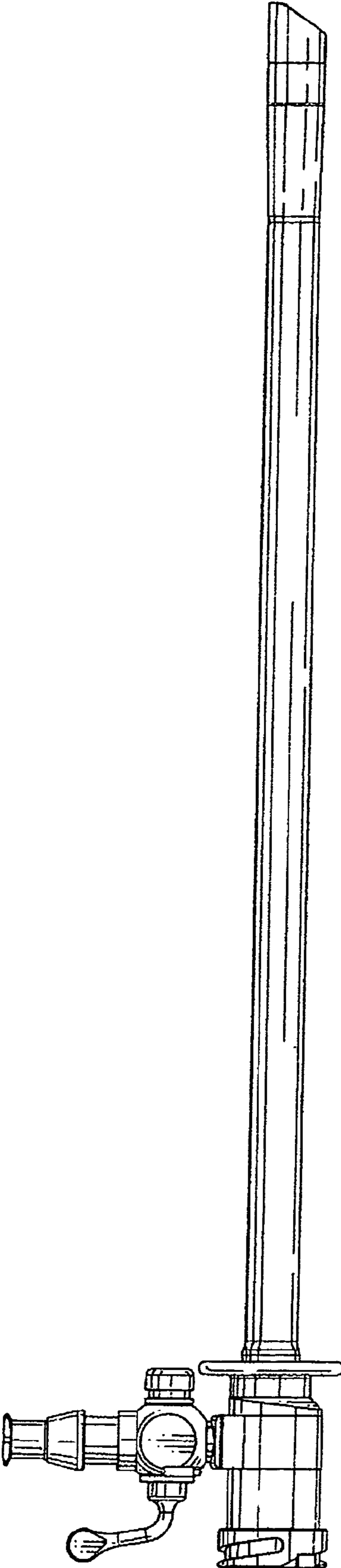


FIG. 3

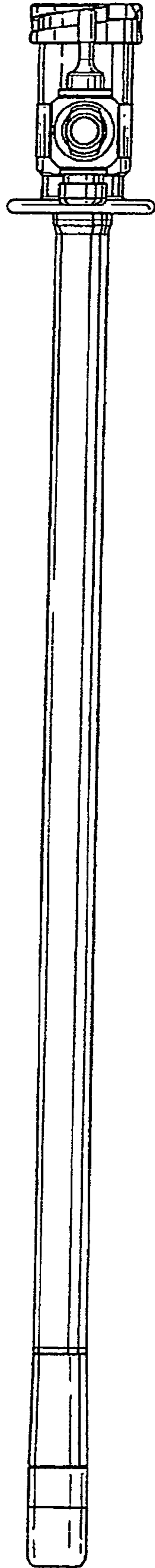


FIG. 4

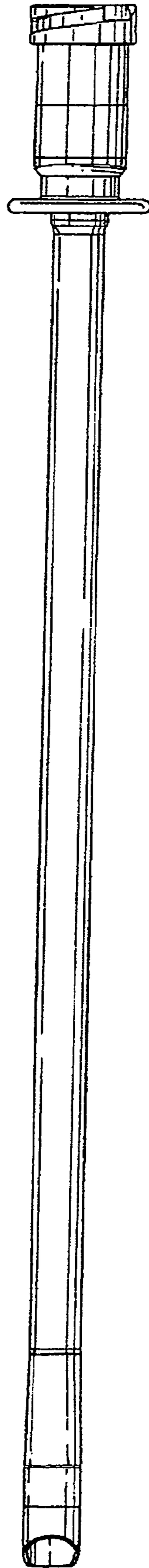


FIG. 5

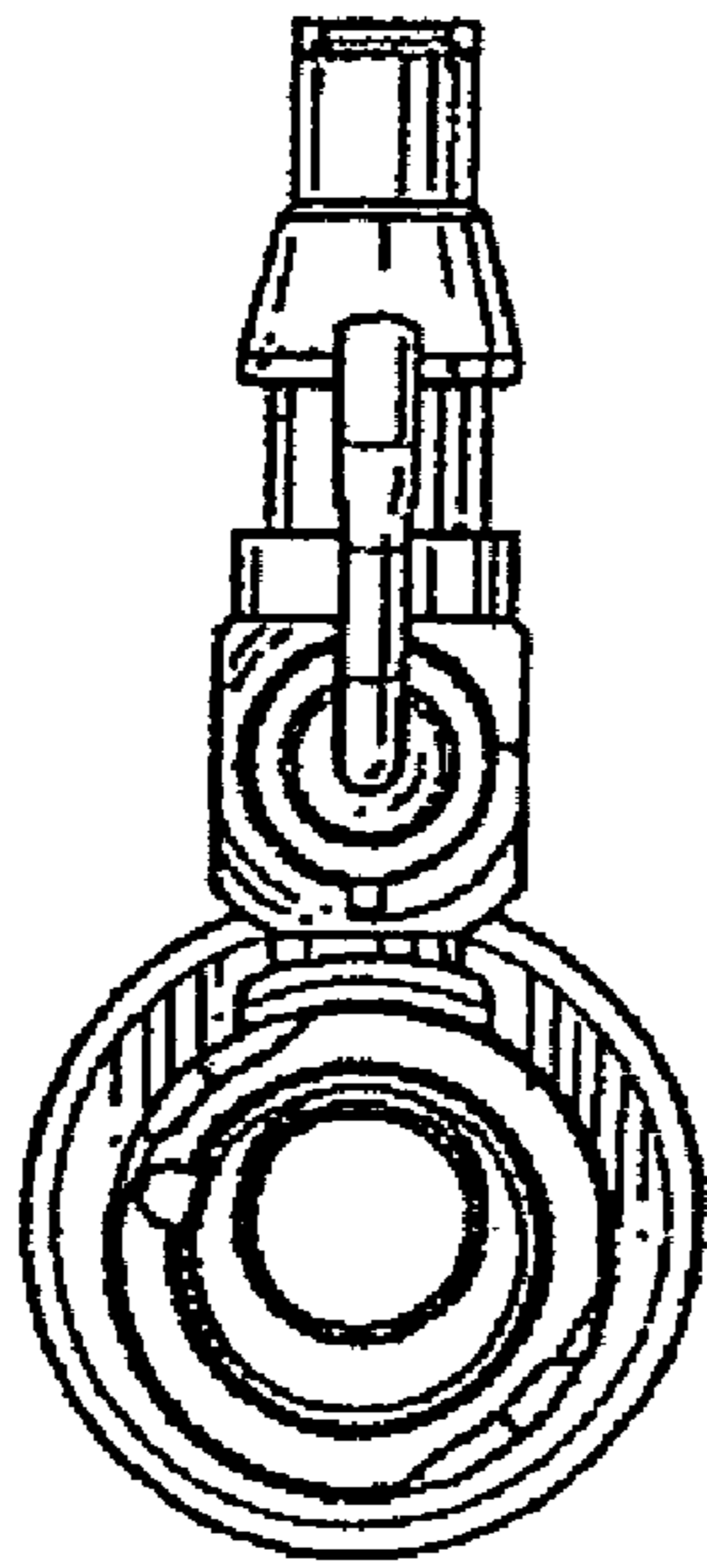


FIG. 6

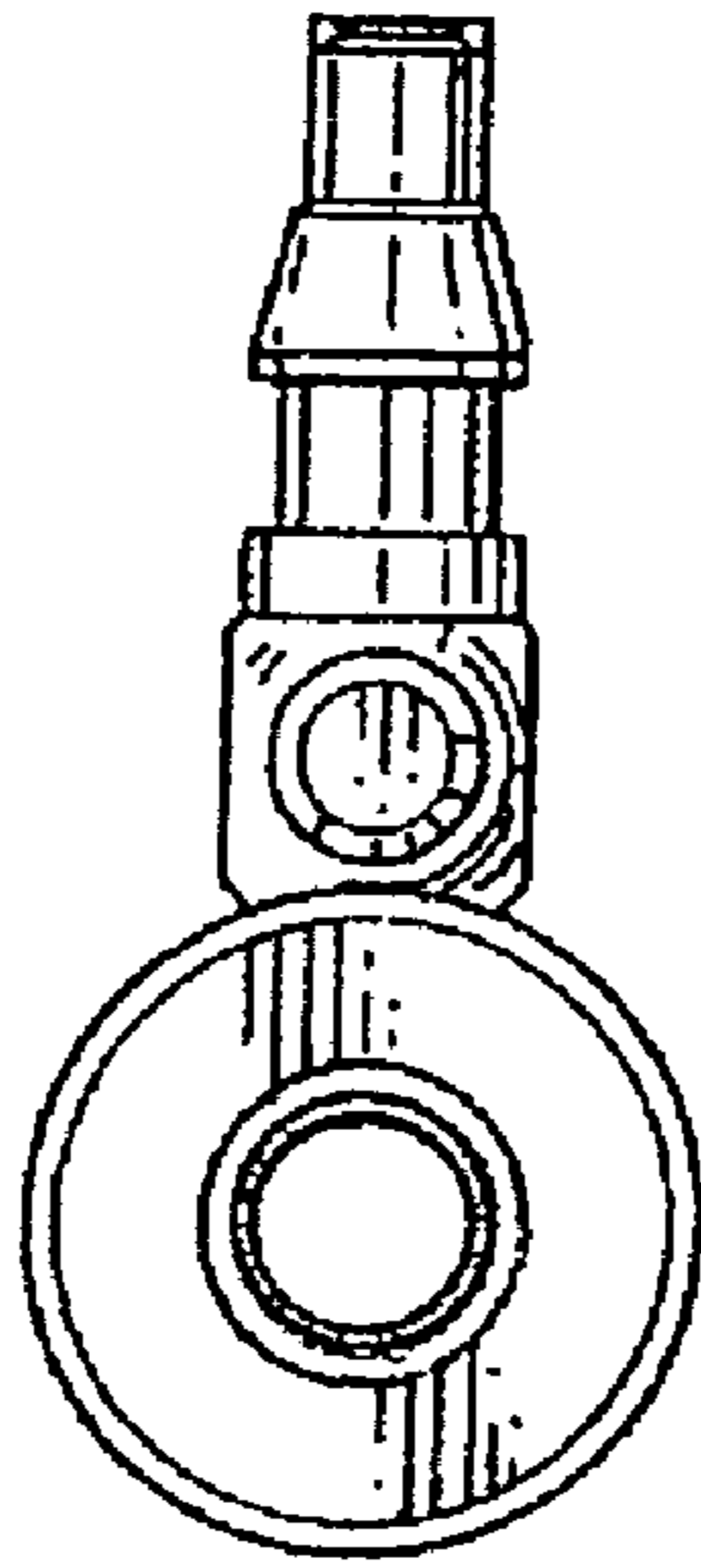


FIG. 7