

US00D570477S

(12) **United States Design Patent** (10) **Patent No.:** **US D570,477 S**
Gallogly et al. (45) **Date of Patent:** **** Jun. 3, 2008**

(54) **MEDICAL FLUID ADAPTOR**
(75) Inventors: **Dale Marvin Gallogly**, Mount Vernon, OH (US); **Theodore J. Mosler**, Raleigh, NC (US)
(73) Assignee: **Smiths Medical ASD, Inc.**, Rockland, MA (US)

(**) Term: **14 Years**

(21) Appl. No.: **29/278,289**

(22) Filed: **Mar. 23, 2007**

(51) **LOC (8) Cl.** **24-02**

(52) **U.S. Cl.** **D24/130**

(58) **Field of Classification Search** D24/130,
D24/129; 604/533-539

See application file for complete search history.

(56) **References Cited**

U.S. PATENT DOCUMENTS

D270,568 S * 9/1983 Armstrong D24/129
D282,284 S * 1/1986 McCord et al. D24/165
4,834,716 A 5/1989 Ogle, II
D314,622 S * 2/1991 Andersson et al. D24/112
D321,252 S * 10/1991 Jepson et al. D24/112
5,071,413 A 12/1991 Utterberg
5,100,394 A 3/1992 Dudar et al.
5,114,400 A 5/1992 Lynn
5,135,489 A 8/1992 Jepson et al.
5,158,554 A * 10/1992 Jepson et al. 604/539
5,183,469 A * 2/1993 Capaccio 604/192
5,199,948 A 4/1993 McPhee
5,201,717 A 4/1993 Wyatt et al.
5,312,346 A * 5/1994 Han 604/110
5,356,396 A 10/1994 Wyatt et al.
D362,718 S * 9/1995 Deily et al. D24/129
5,447,495 A 9/1995 Lynn et al.
5,466,219 A 11/1995 Lynn et al.
5,474,546 A 12/1995 Ambrisco et al.
5,603,706 A * 2/1997 Wyatt et al. 604/539
5,632,735 A * 5/1997 Wyatt et al. 604/539
5,658,260 A * 8/1997 Desecki et al. 604/239

D393,722 S * 4/1998 Fangrow et al. D24/112
5,810,792 A * 9/1998 Fangrow et al. 604/533
6,050,978 A 4/2000 Orr et al.
6,171,287 B1 * 1/2001 Lynn et al. 604/256
6,387,086 B2 5/2002 Mathias et al.
7,081,109 B2 * 7/2006 Tighe et al. 604/538
2002/0143297 A1 * 10/2002 Francavilla et al. 604/187
2003/0120221 A1 6/2003 Vaillancourt

FOREIGN PATENT DOCUMENTS

WO 9422524 10/1994

OTHER PUBLICATIONS

Photograph of Secure sample site and shrouded needle.
Photograph of Safeset sample site and blunt cannula/adaptor.
Photograph of Vamp/Vamp Plus sample site and blunt cannula/adaptor.

* cited by examiner

Primary Examiner—Louis S Zarfaz

Assistant Examiner—Eric L Goodman

(74) *Attorney, Agent, or Firm*—Wood, Herron & Evans, LLP

(57) **CLAIM**

The ornamental design for a medical fluid adaptor, as shown and described.

DESCRIPTION

FIG. 1 is a perspective view of our new, original and ornamental design;

FIG. 2 is a front elevational view thereof, the rear elevational view being a mirror image thereof;

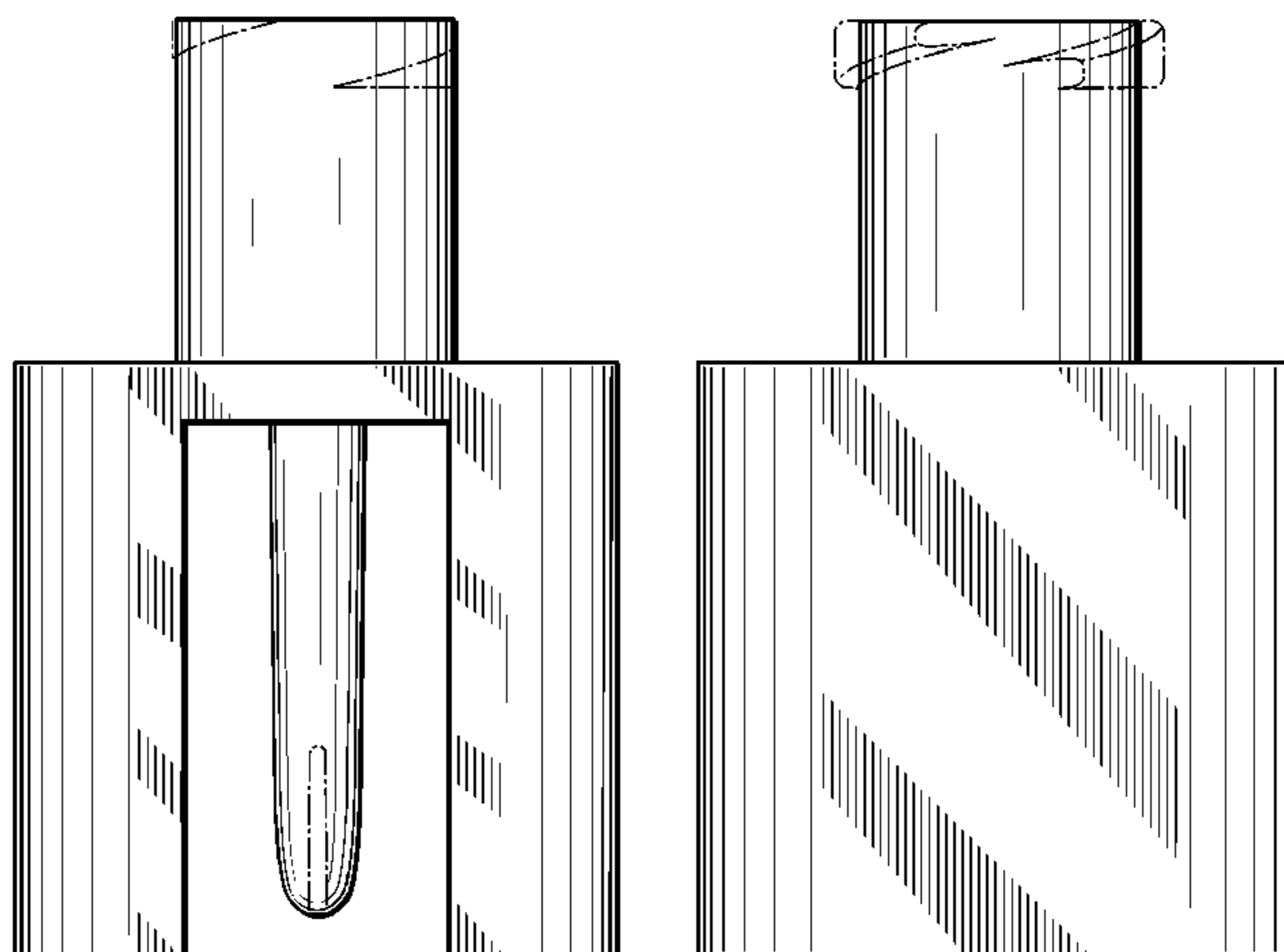
FIG. 3 is a right side elevational view thereof, the left side elevational view being a mirror image thereof;

FIG. 4 is a top plan view thereof; and,

FIG. 5 is a bottom plan view thereof.

The structure shown in phantom is for illustrative purposes only and forms no part of the claimed design.

1 Claim, 2 Drawing Sheets



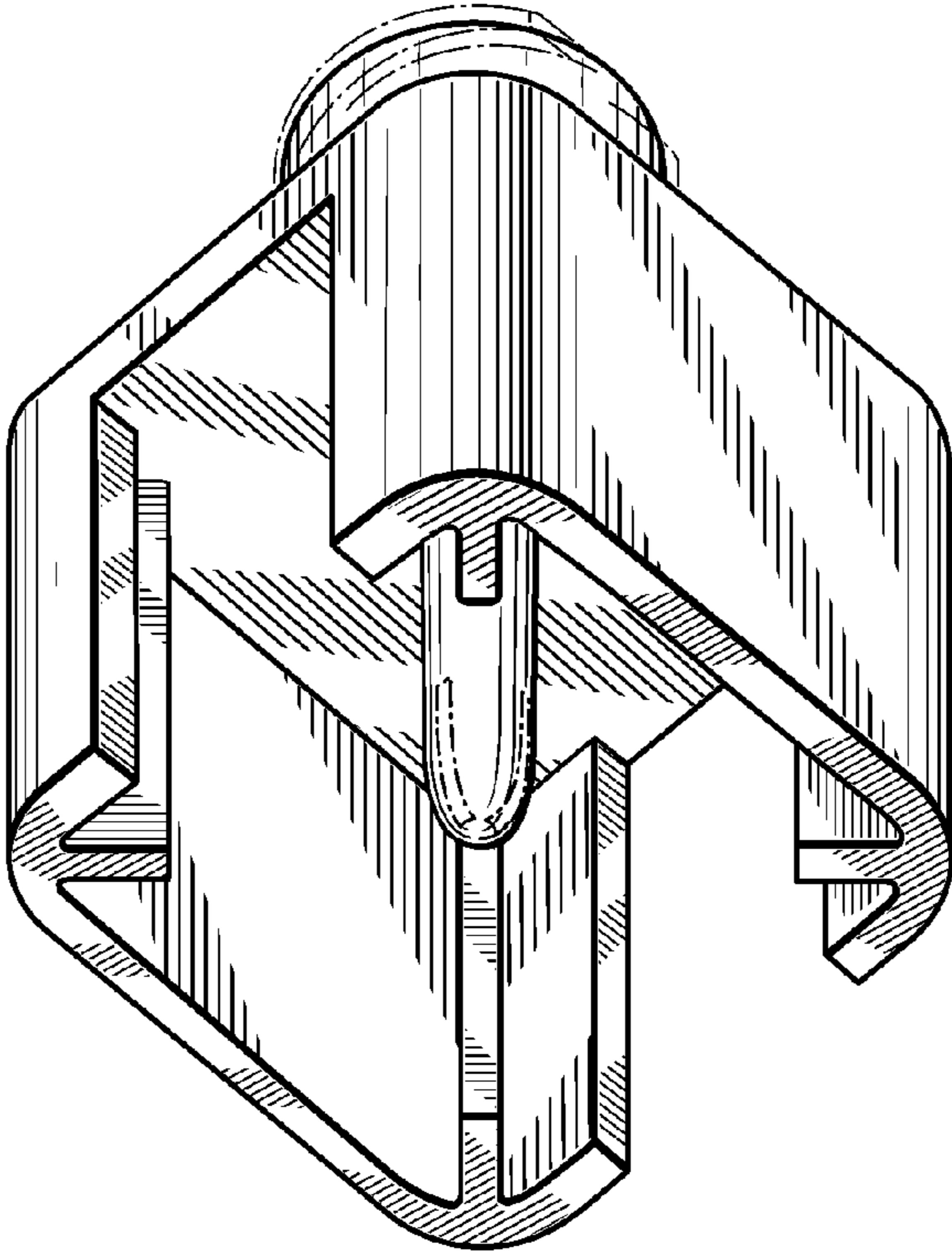


FIG. 1

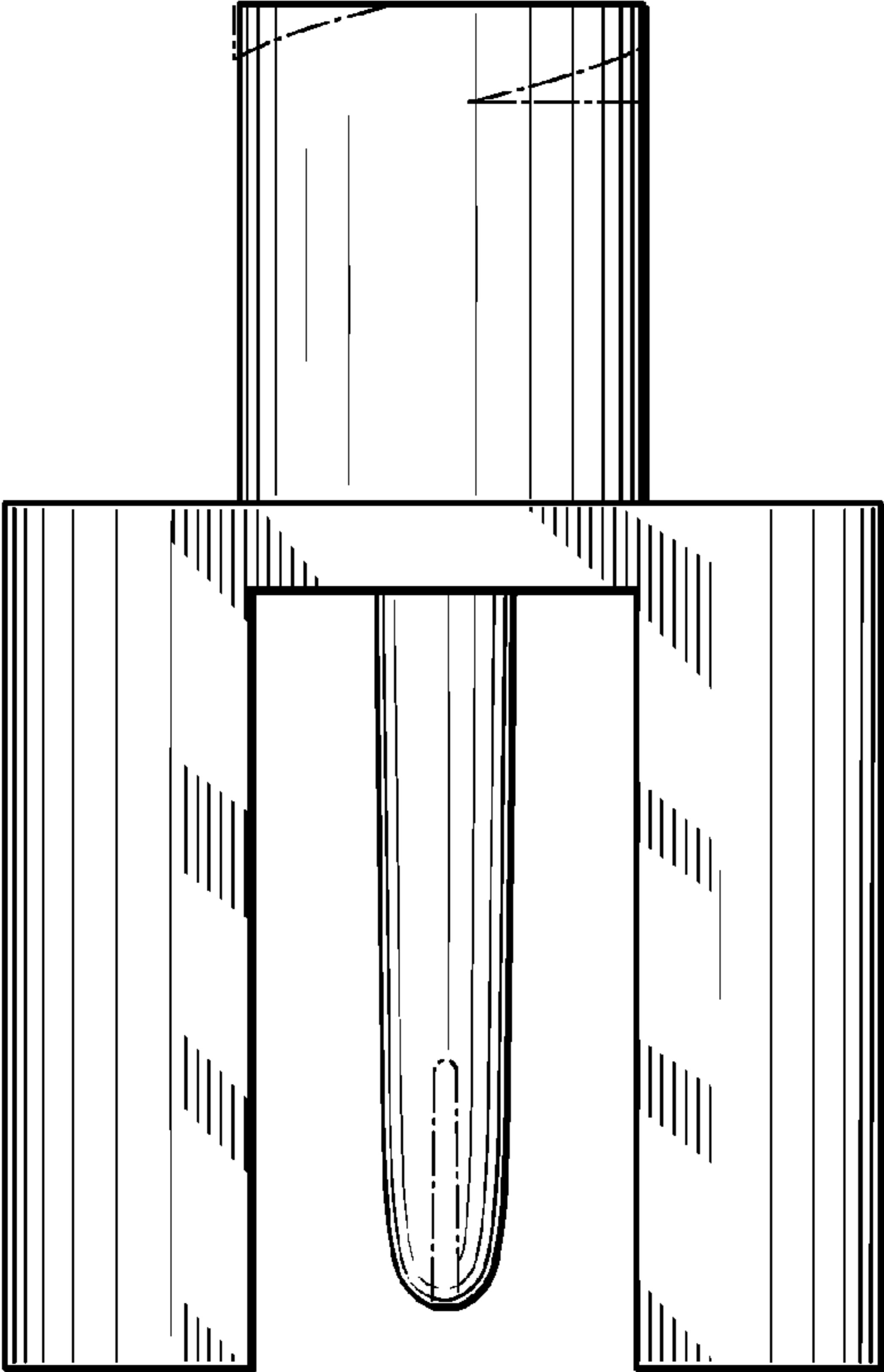


FIG. 2

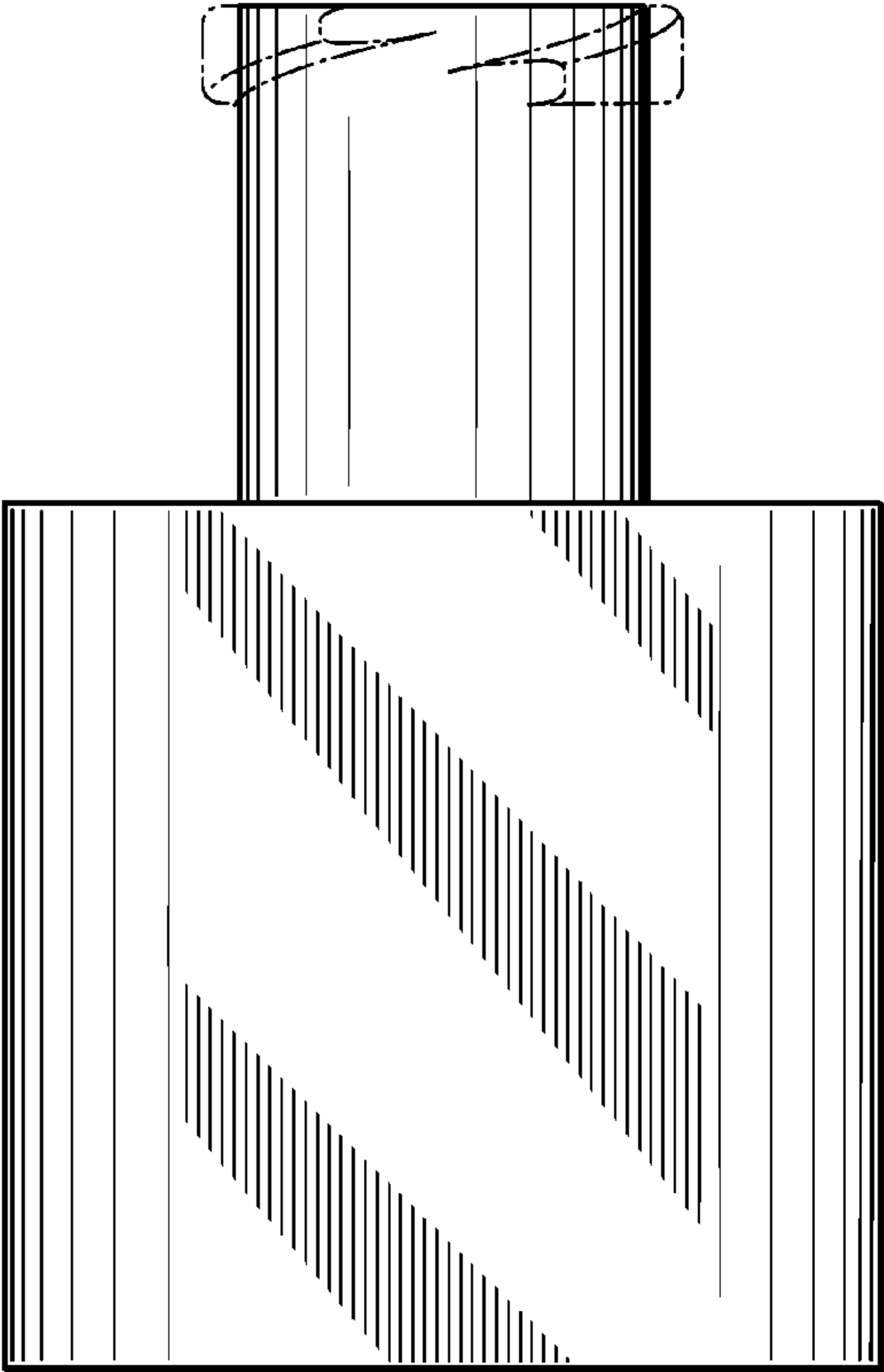


FIG. 3

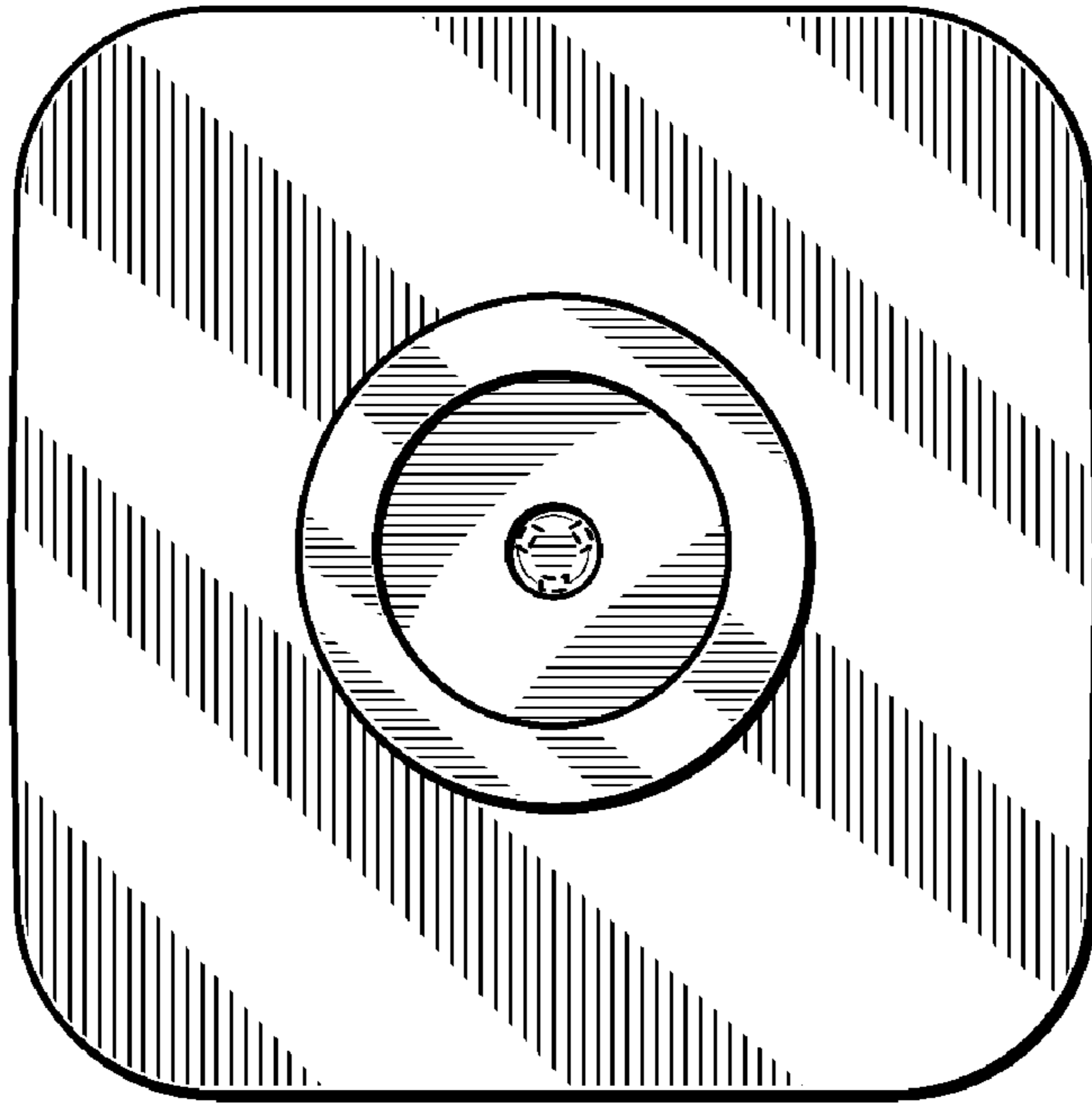


FIG. 4




FIG. 5