



US00D570475S

(12) **United States Design Patent**
Mosler

(10) **Patent No.:** **US D570,475 S**
(45) **Date of Patent:** **** Jun. 3, 2008**

- (54) **MEDICAL SAMPLE SITE**
- (75) Inventor: **Theodore J. Mosler**, Raleigh, NC (US)
- (73) Assignee: **Smiths Medical ASD, Inc.**, Rockland, MA (US)
- (**) Term: **14 Years**
- (21) Appl. No.: **29/278,288**
- (22) Filed: **Mar. 23, 2007**
- (51) **LOC (8) Cl.** **24-02**
- (52) **U.S. Cl.** **D24/129; D24/130**
- (58) **Field of Classification Search** **D24/129, D24/130; 604/533-539**
See application file for complete search history.

(56) **References Cited**

U.S. PATENT DOCUMENTS

3,352,531 A	11/1967	Kilmarx	
3,726,282 A	4/1973	Patel	
4,512,766 A	4/1985	Vaillancourt	
D282,284 S *	1/1986	McCord et al.	D24/165
4,758,225 A	7/1988	Cox et al.	
5,100,394 A	3/1992	Dudar et al.	
5,135,489 A	8/1992	Jepson et al.	
5,221,271 A	6/1993	Nicholson et al.	
5,248,056 A	9/1993	Shaw	
5,334,188 A	8/1994	Inoue et al.	
D357,735 S	4/1995	McPhee	
5,417,673 A *	5/1995	Gordon	604/539
5,474,546 A	12/1995	Ambrisco et al.	
5,639,810 A	6/1997	Smith, III et al.	
D424,192 S	5/2000	Shulze	
6,090,066 A	7/2000	Schnell	
6,193,697 B1 *	2/2001	Jepson et al.	604/201

6,217,568 B1 * 4/2001 Jepson et al. 604/533

FOREIGN PATENT DOCUMENTS

EP 0309771 B1 4/1992

OTHER PUBLICATIONS

Photograph of Secure sample site and shrouded needle.
Photograph of Safeset sample site and blunt cannula/adaptor.
Photograph of Vamp/Vamp Plus sample site and blunt cannula/adaptor.

* cited by examiner

Primary Examiner—Louis S Zarfaz

Assistant Examiner—Eric L Goodman

(74) *Attorney, Agent, or Firm*—Wood, Herron & Evans, LLP

(57) **CLAIM**

The ornamental design for a medical sample site, as shown and described.

DESCRIPTION

FIG. 1 is a perspective view of my new, original and ornamental design;

FIG. 2 is a front elevational view thereof, the rear elevational view being a mirror image thereof;

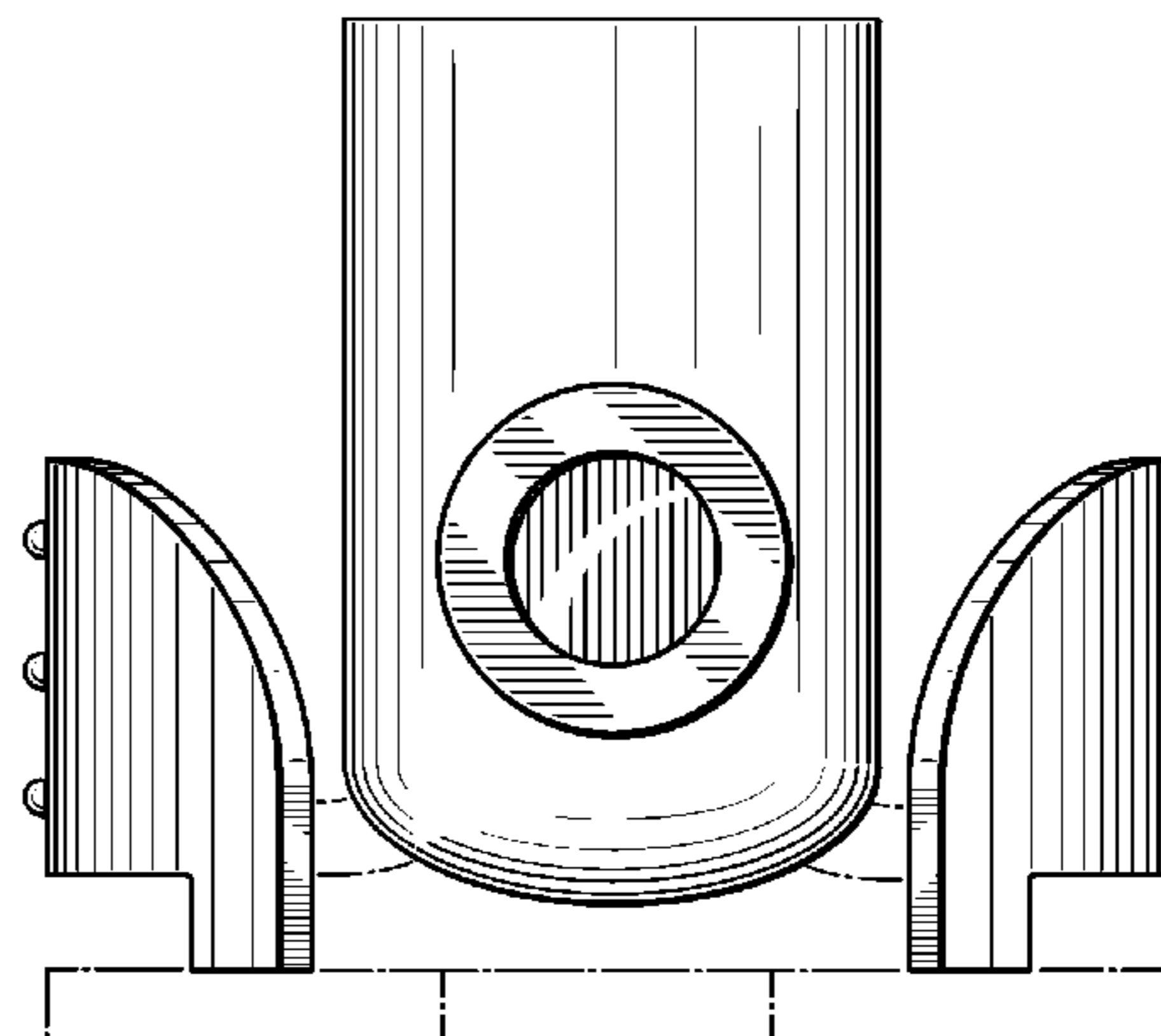
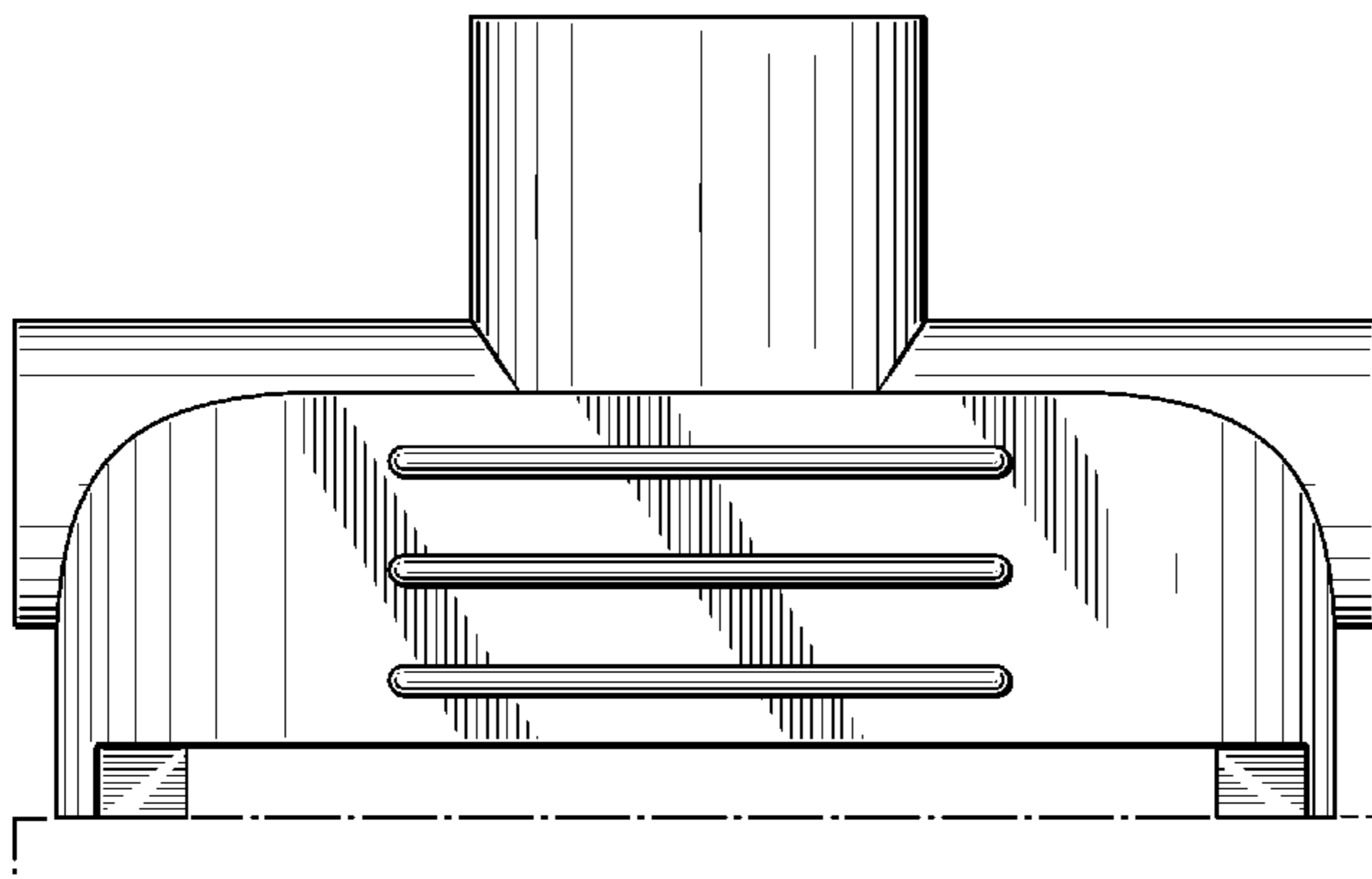
FIG. 3 is a right side elevational view thereof, the left side elevational view being a mirror image thereof;

FIG. 4 is a top plan view thereof; and,

FIG. 5 is a bottom plan view thereof.

The structure shown in phantom is for illustrative purposes only and forms no part of the claimed design.

1 Claim, 3 Drawing Sheets



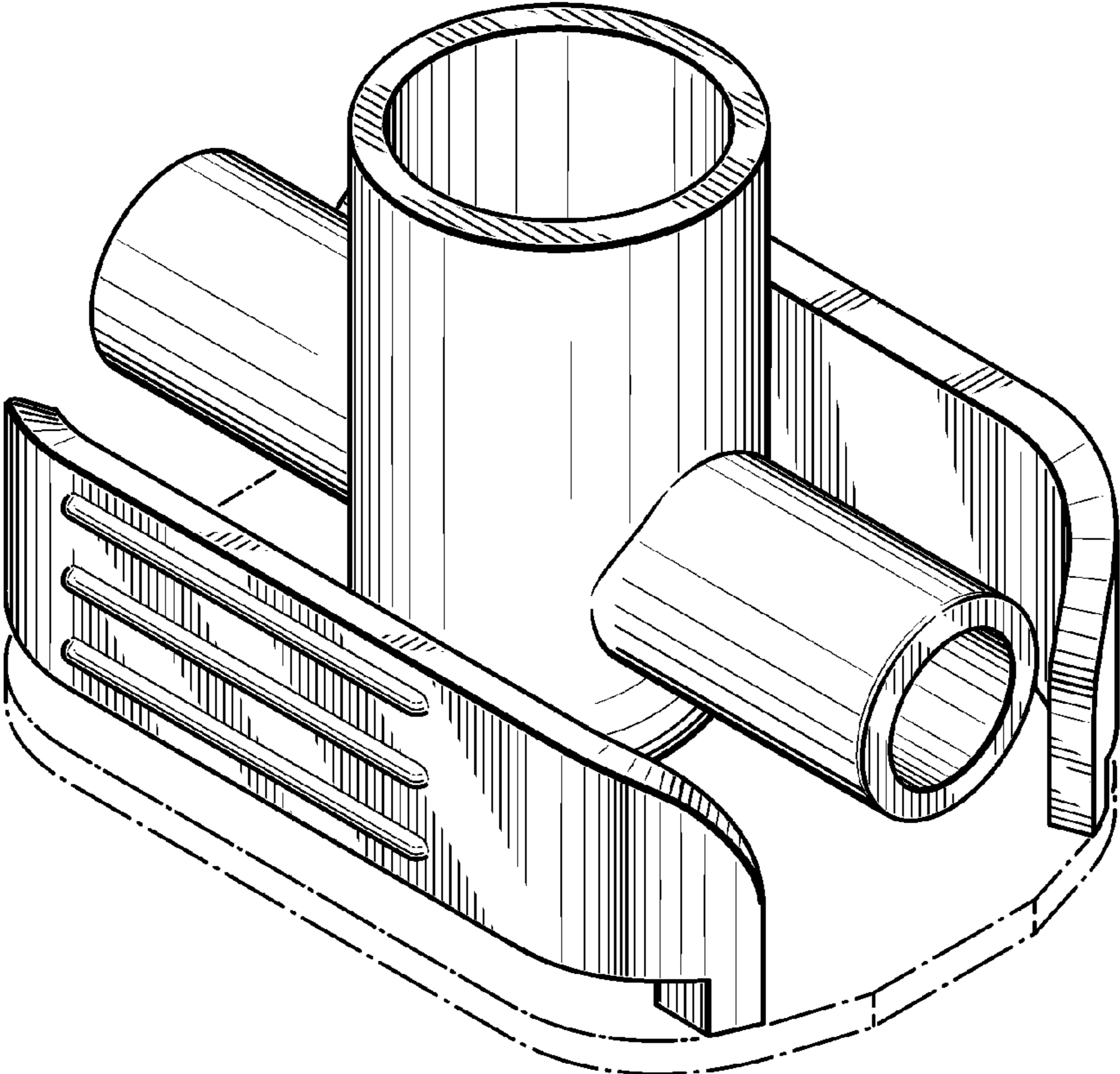


FIG. 1

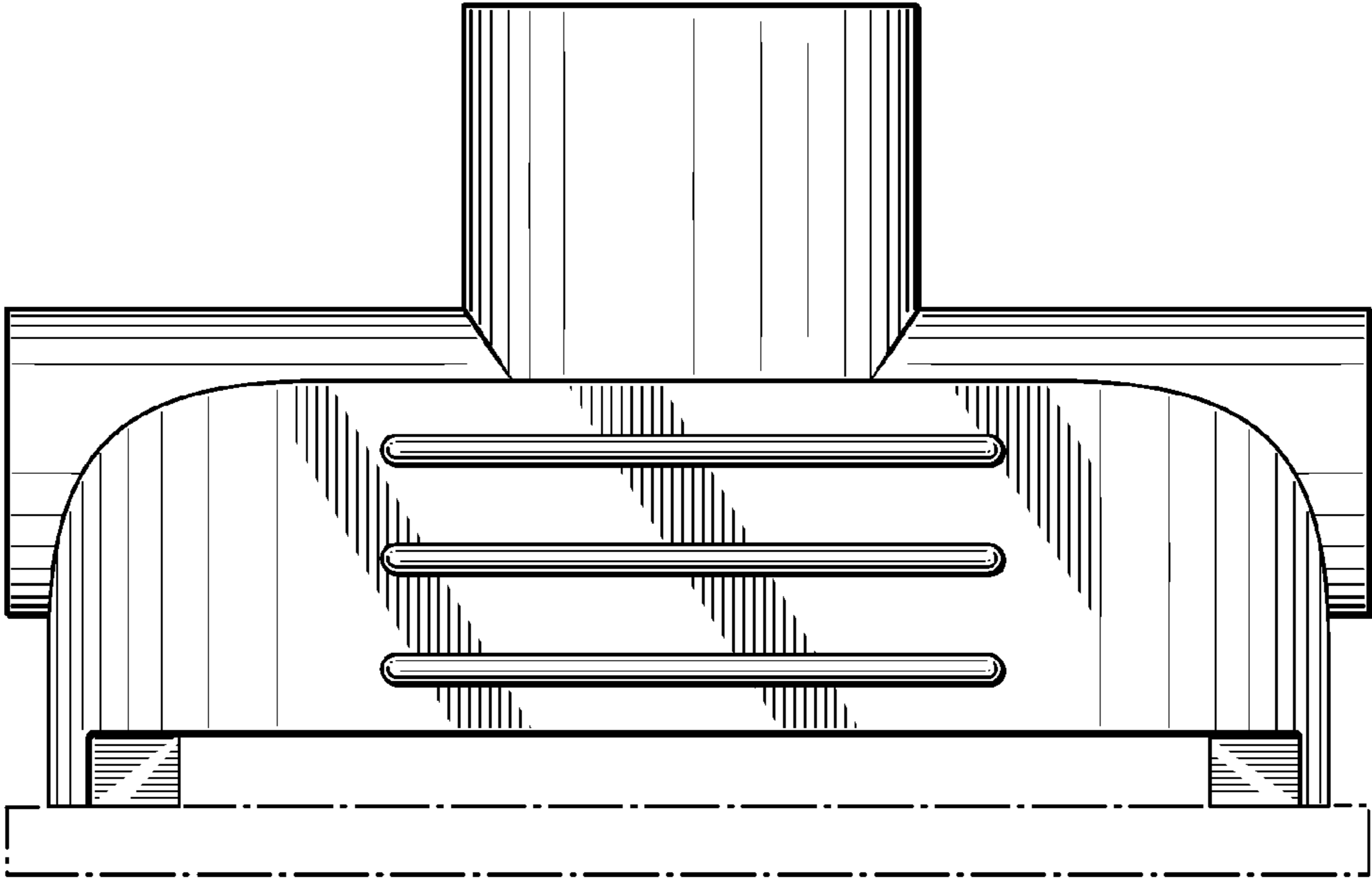


FIG. 2

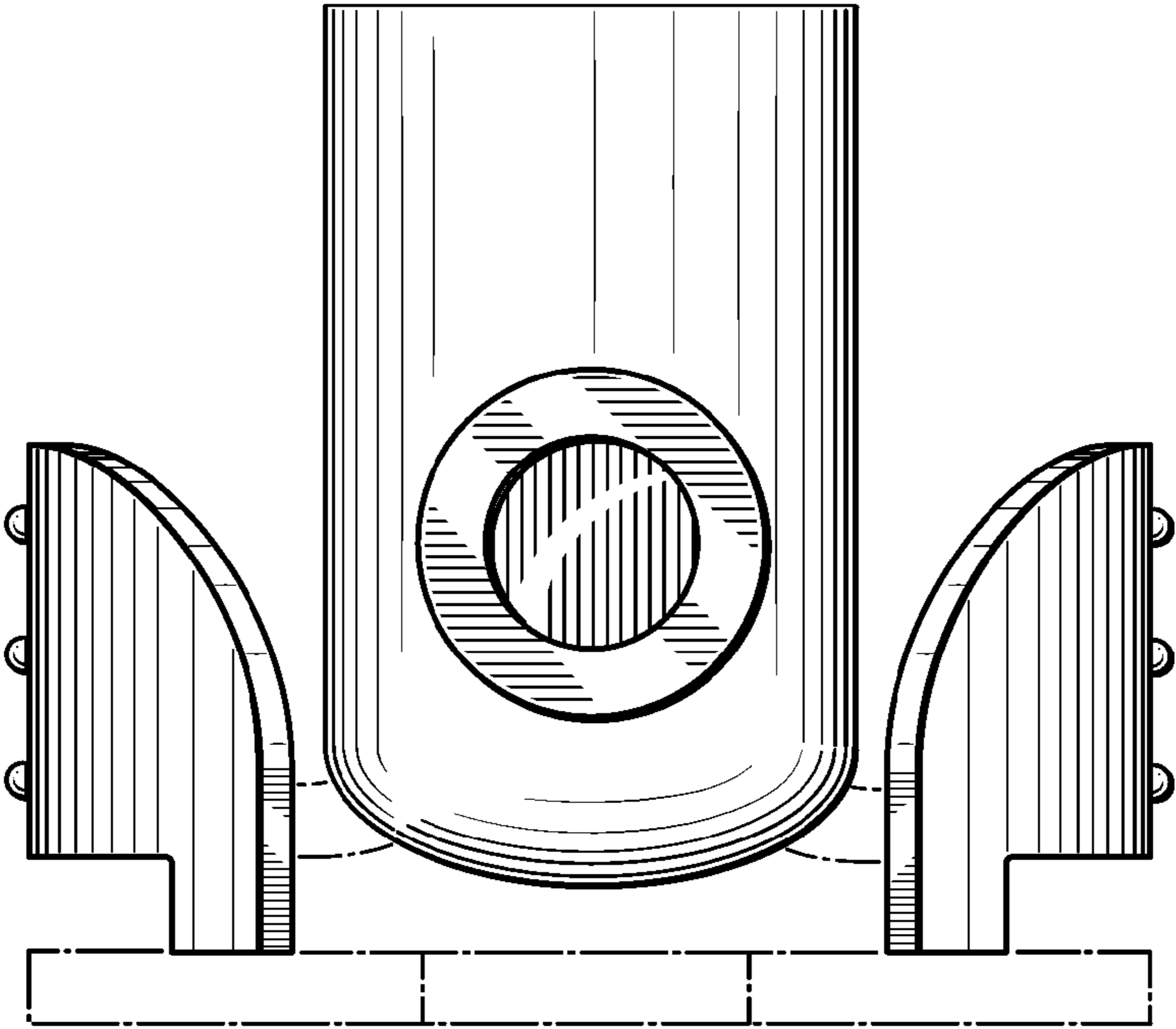


FIG. 3

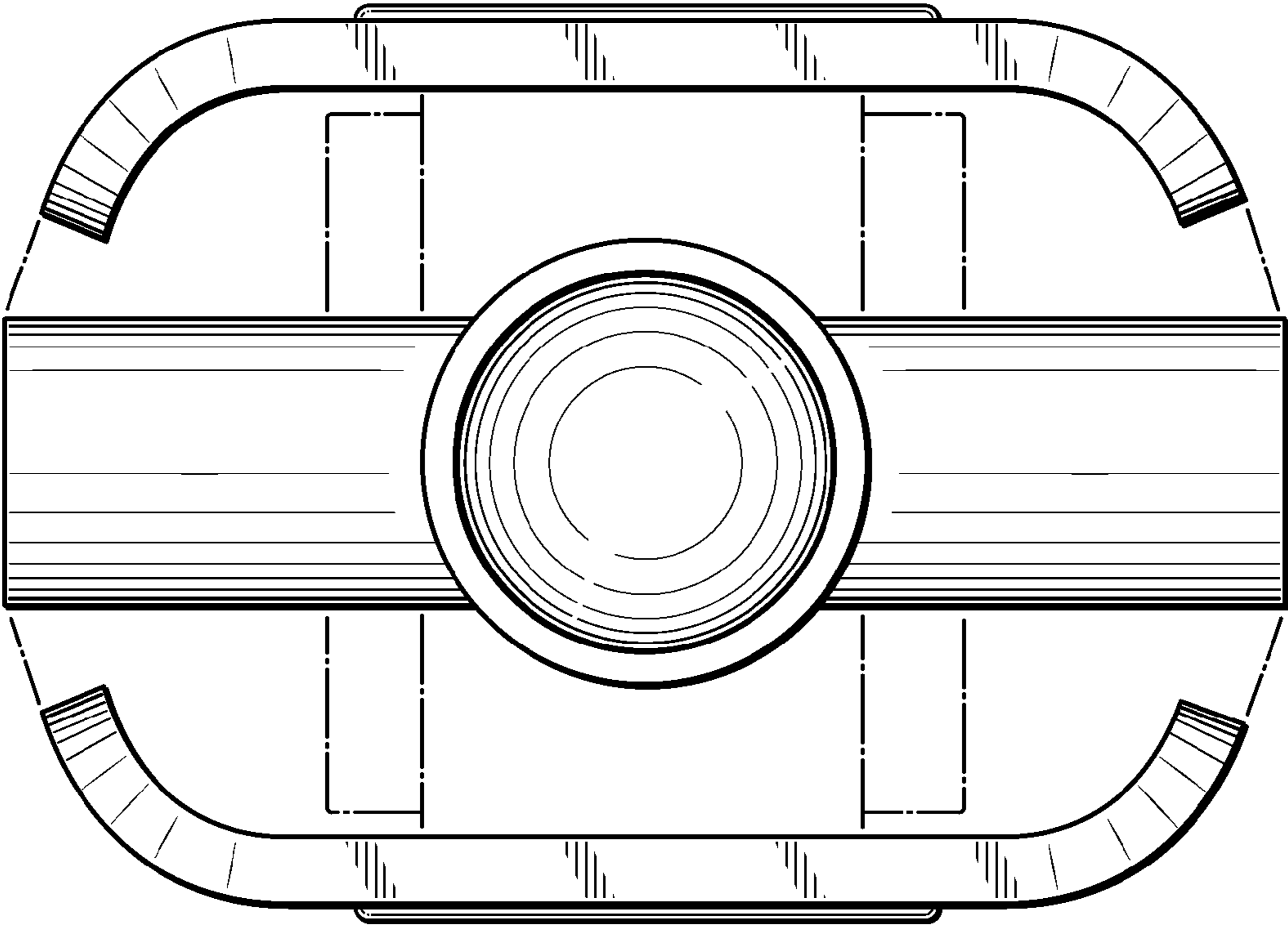


FIG. 4

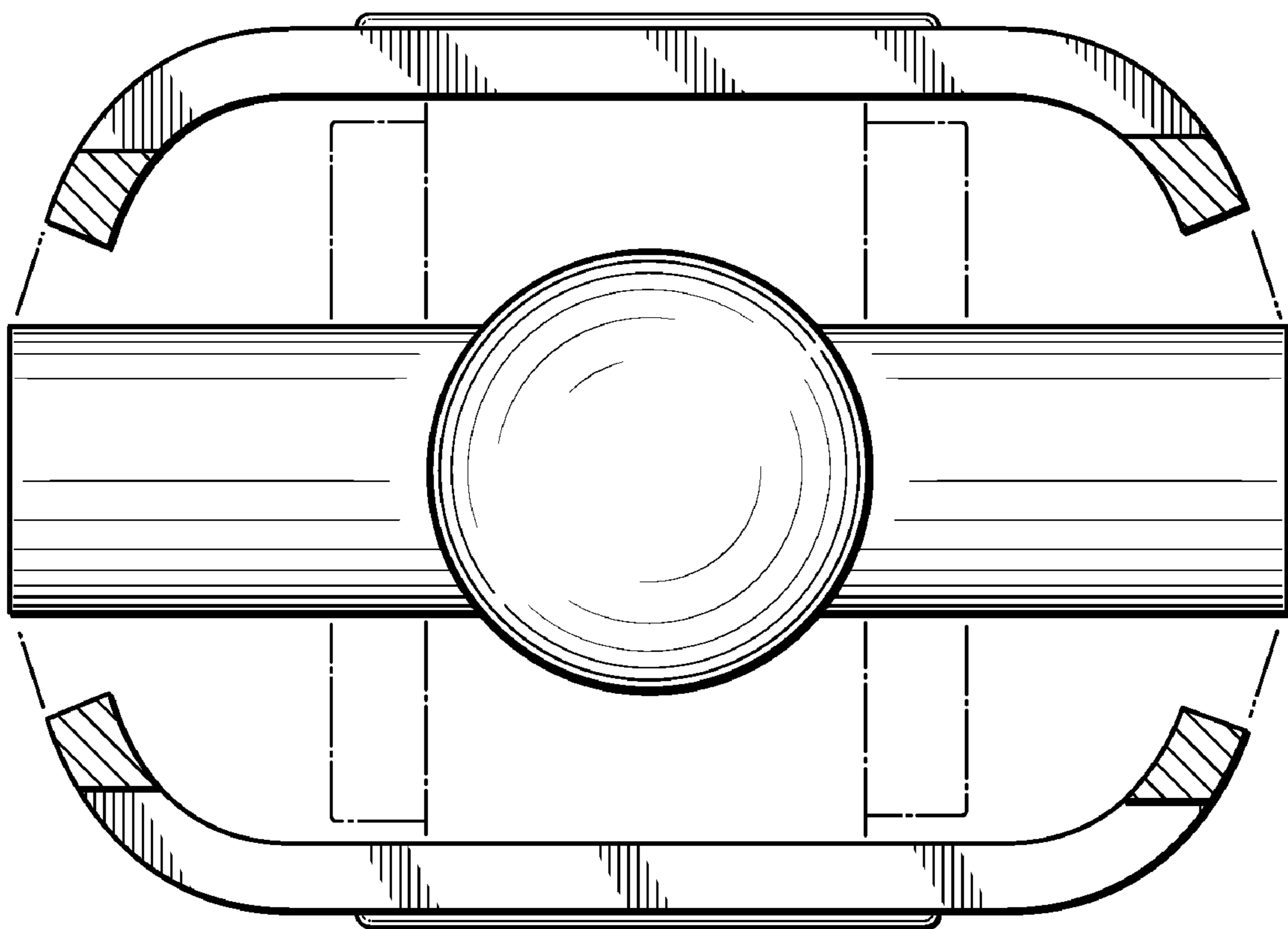


FIG. 5

UNITED STATES PATENT AND TRADEMARK OFFICE
CERTIFICATE OF CORRECTION

PATENT NO. : Des. 570,475 S
APPLICATION NO. : 29/278288
DATED : June 3, 2008
INVENTOR(S) : Theodore J. Mosler

Page 1 of 1

It is certified that error appears in the above-identified patent and that said Letters Patent is hereby corrected as shown below:

Column 2 – Description

FIG. 1 – “is a perspective vie” should be -- is a perspective view --

Signed and Sealed this

Twenty-sixth Day of August, 2008

A handwritten signature in black ink that reads "Jon W. Dudas". The signature is written in a cursive style with a large, looped initial "J".

JON W. DUDAS

Director of the United States Patent and Trademark Office