

US00D570472S

(12) **United States Design Patent**
Otsuki et al.

(10) **Patent No.:** **US D570,472 S**
(45) **Date of Patent:** **** Jun. 3, 2008**

(54) **IMPELLER**

(75) Inventors: **Takaya Otsuki**, Kyoto (JP); **Hidenobu Takeshita**, Kyoto (JP); **Makoto Fujihara**, Kyoto (JP)

(73) Assignee: **Nidec Corporation**, Kyoto (JP)

(**) Term: **14 Years**

(21) Appl. No.: **29/280,620**

(22) Filed: **Jun. 1, 2007**

(30) **Foreign Application Priority Data**

Apr. 10, 2007 (JP) 2007-009587
Apr. 10, 2007 (JP) 2007-009588

(51) **LOC (8) Cl.** **23-04**

(52) **U.S. Cl.** **D23/413**

(58) **Field of Classification Search** D23/370,
D23/379, 413; 416/223 R, 238, 243, 179,
416/182; 361/695

See application file for complete search history.

(56) **References Cited**

U.S. PATENT DOCUMENTS

4,569,631 A 2/1986 Gray, III
4,569,632 A 2/1986 Gray, III
4,684,324 A 8/1987 Perosino
5,273,400 A 12/1993 Amr
5,320,493 A 6/1994 Shih et al.
5,513,951 A 5/1996 Komoda et al.
5,931,640 A 8/1999 Van Houten et al.
6,241,474 B1 6/2001 Alizadeh et al.
6,254,476 B1 7/2001 Choi
D453,827 S * 2/2002 Kuo et al. D23/413
D463,021 S 9/2002 Huang et al.
6,554,574 B1 4/2003 Spaggiari
D478,876 S 8/2003 Tan et al.
D485,904 S * 1/2004 Tsai et al. D23/413
D486,572 S * 2/2004 Chen et al. D23/413
D486,905 S 2/2004 Wang
D487,800 S 3/2004 Chen et al.
D507,343 S 7/2005 Chiu et al.
D507,641 S 7/2005 Chiu et al.
D509,584 S 9/2005 Li et al.
D511,824 S 11/2005 Chen et al.

D515,688 S 2/2006 Li
D535,013 S 1/2007 Du
D535,737 S 1/2007 Jianjun et al.
7,273,354 B2 9/2007 Spaggiari

FOREIGN PATENT DOCUMENTS

JP D1080549 S 7/2000
JP 1292268 S 1/2007
JP 1292581 S 1/2007
JP 1292582 S 1/2007
JP 1292583 S 1/2007
JP 1295887 S 3/2007

OTHER PUBLICATIONS

Translation of the Official Communication issued in counterpart Japanese Application No. 2007-009588, mailed on Oct. 5, 2007.
Translation of the Official Communication issued in counterpart Japanese Application No. 2007-009588, mailed on Dec. 7, 2007.
Translation of the Official Communication issued in counterpart Japanese Application No. 2007-009587, mailed on Oct. 5, 2007.
Translation of the Official Communication issued in counterpart Japanese Application No. 2007-009587, mailed on Dec. 7, 2007.

* cited by examiner

Primary Examiner—Lisa Lichtenstein
(74) *Attorney, Agent, or Firm*—Keating & Bennett, LLP

(57) **CLAIM**

The ornamental design for an impeller, as shown and described.

DESCRIPTION

FIG. 1 is a front elevation view of an impeller according to of our new design;
FIG. 2 is a rear elevation view thereof;
FIG. 3 is a right side elevation view thereof;
FIG. 4 is a left side elevation view thereof;
FIG. 5 is a top plan view thereof;
FIG. 6 is a bottom plan view thereof; and,
FIG. 7 is a perspective view thereof.

1 Claim, 7 Drawing Sheets




Fig. 1




Fig. 2




Fig. 3

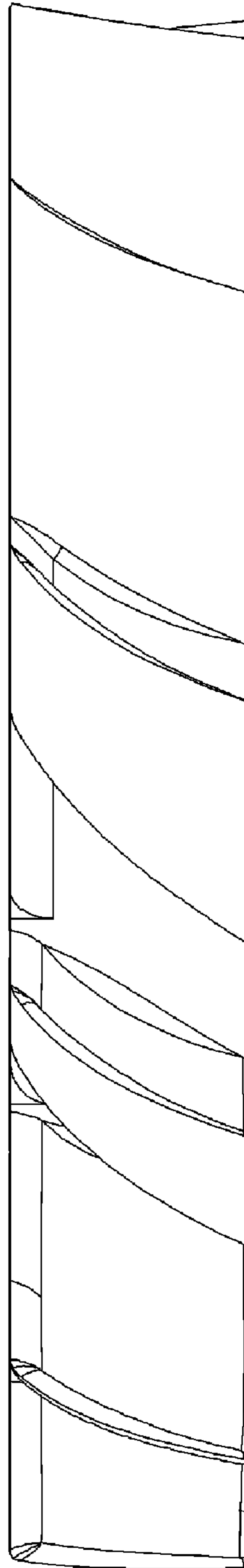


Fig. 4

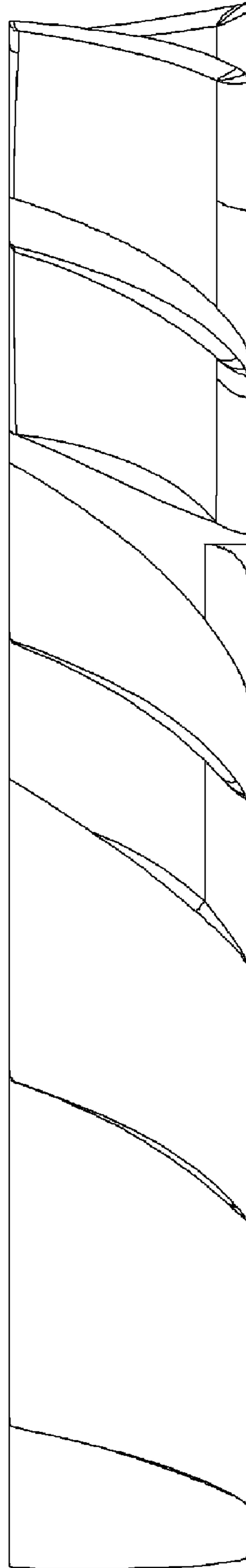


Fig. 5




Fig. 6




Fig. 7

