

US00D570466S

(12) **United States Design Patent**
Gajewski

(10) **Patent No.:** **US D570,466 S**
(45) **Date of Patent:** **** Jun. 3, 2008**

- (54) **COMBINATION CEILING FAN AND LIGHT
FIXTURE**
(75) Inventor: **Mark Gajewski**, Avila Beach, CA (US)
(73) Assignee: **Minka Lighting, Inc.**, Corona, CA
(US)
(**) Term: **14 Years**
(21) Appl. No.: **29/249,816**
(22) Filed: **Oct. 23, 2006**
(51) **LOC (8) Cl.** **23-04**
(52) **U.S. Cl.** **D23/377; D26/59**
(58) **Field of Classification Search** D23/411,
D23/377, 379, 385, 413; 416/5; D26/59,
D26/71, 81–88; 362/96
See application file for complete search history.

(56) **References Cited**

U.S. PATENT DOCUMENTS

D478,654 S	*	8/2003	Hidalgo	D23/413
D512,498 S		12/2005	Hidalgo		
D512,502 S		12/2005	Hidalgo		
D519,199 S	*	4/2006	Gajewski	D23/377
D522,120 S	*	5/2006	Hidalgo	D23/377
D522,121 S	*	5/2006	Hidalgo	D23/377
D529,163 S	*	9/2006	Young	D23/377

OTHER PUBLICATIONS

U.S. Appl. No. 29/249,817.
U.S. Appl. No. 29/249,820.
U.S. Appl. No. 29/249,821.
U.S. Appl. No. 29/249,822.
U.S. Appl. No. 29/249,823.
U.S. Appl. No. 29/249,825.
U.S. Appl. No. 29/249,826.
U.S. Appl. No. 29/249,806.
U.S. Appl. No. 29/249,807.
U.S. Appl. No. 29/249,808.
Vistosi Internet Catalog; Diamante lamp; printed from www.vistosi.it.
U.S. Appl. No. 29/249,809.
U.S. Appl. No. 29/249,812.
U.S. Appl. No. 29/249,814.
U.S. Appl. No. 29/249,815.
MinkaAire Internet Catalog; Antibe ceiling fan; Model F-609; printed from minkagroup.net.

Nelson Bubble Lamps Internet Catalog; Nelson Ball lamp; Model #BUB-ball; printed from www.ylighting.com.
B.Lux Internet Catalog; globe pendant light; Model #GLB-BLX-639300U; printed from www.ylighting.com.
Fios Internet Catalog; Glo-Ball Suspension lamp; Model #fios-glo-ball s; printed from www.formplusfunction.com.
Sogno Internet Catalog; Pupazzo floor lamp; Model # FL0601-38; printed from www.thesogno.com.
Sogno Internet Catalog; Saturno floor lamp; Model # FL/0026; printed from www.thesogno.com.
Sogno Internet Catalog; Saturno suspension lamp; Model # SP/0027; printed from www.thesogno.com.

* cited by examiner

Primary Examiner—Lisa P Lichtenstein
(74) *Attorney, Agent, or Firm*—Baker & McKenzie LLP

(57) **CLAIM**

The ornamental design for a combination ceiling fan and light fixture, as shown and described.

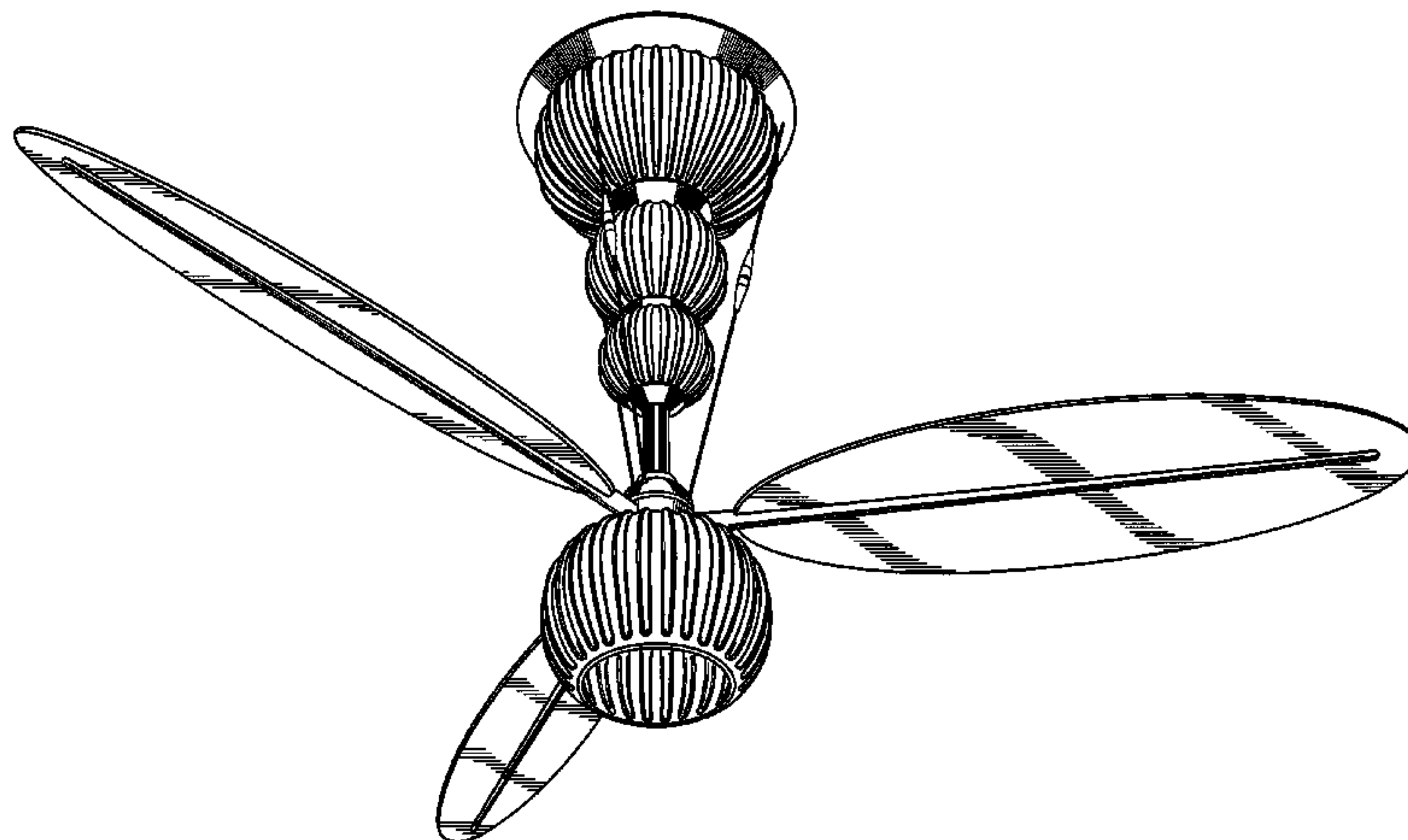
DESCRIPTION

FIG. 1 is a perspective view from below of a combination ceiling fan and light fixture in accordance with my design;
FIG. 2 is a reduced top plan view of the combination ceiling fan and light fixture in accordance with my design;
FIG. 3 is a reduced bottom plan view of the combination ceiling fan and light fixture in accordance with my design;
FIG. 4 is a front elevation view of the combination ceiling fan and light fixture in accordance with my design;
FIG. 5 is a back elevation view of the combination ceiling fan and light fixture in accordance with my design; and,
FIG. 6 is a side elevation view of the combination ceiling fan and light fixture in accordance with my design, the opposite view being a mirror image thereof.

The broken lines showing environmental structure are for illustrative purposes and form no part of the claimed design.

The broken line showing the support rod and light fixture is included for the purpose of illustrating environmental structure and forms no part of the claimed design.

1 Claim, 6 Drawing Sheets



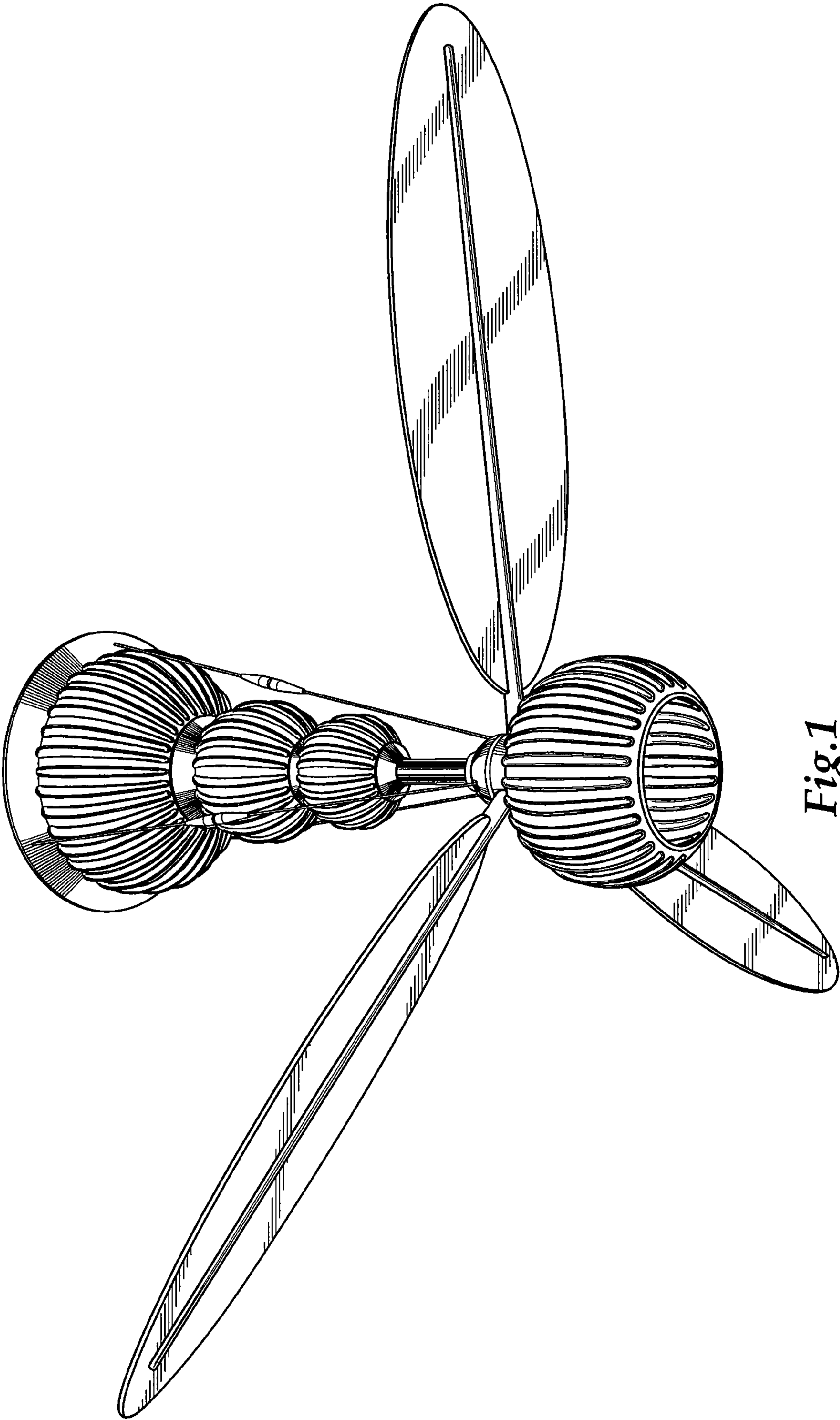


Fig.1

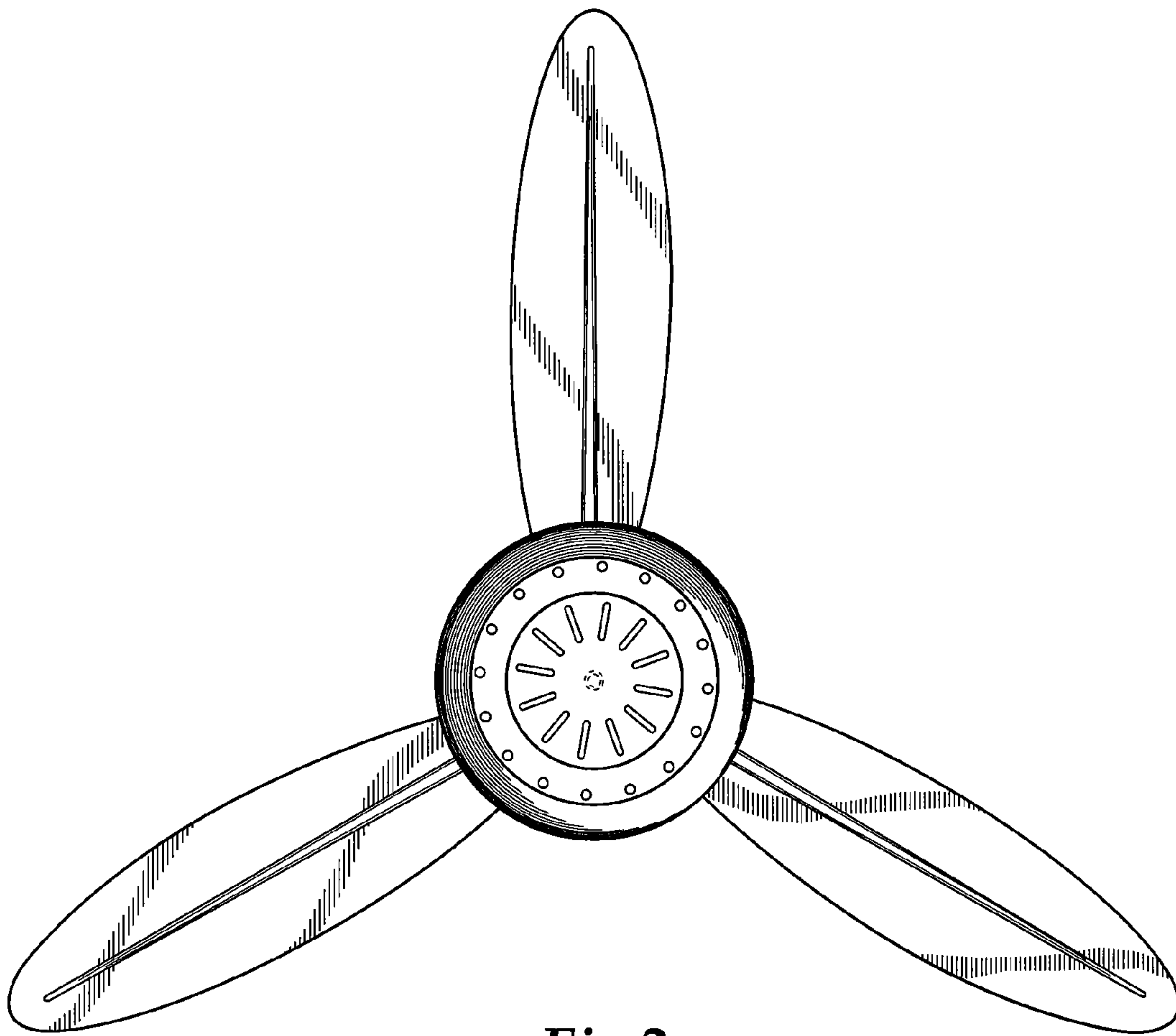


Fig.2

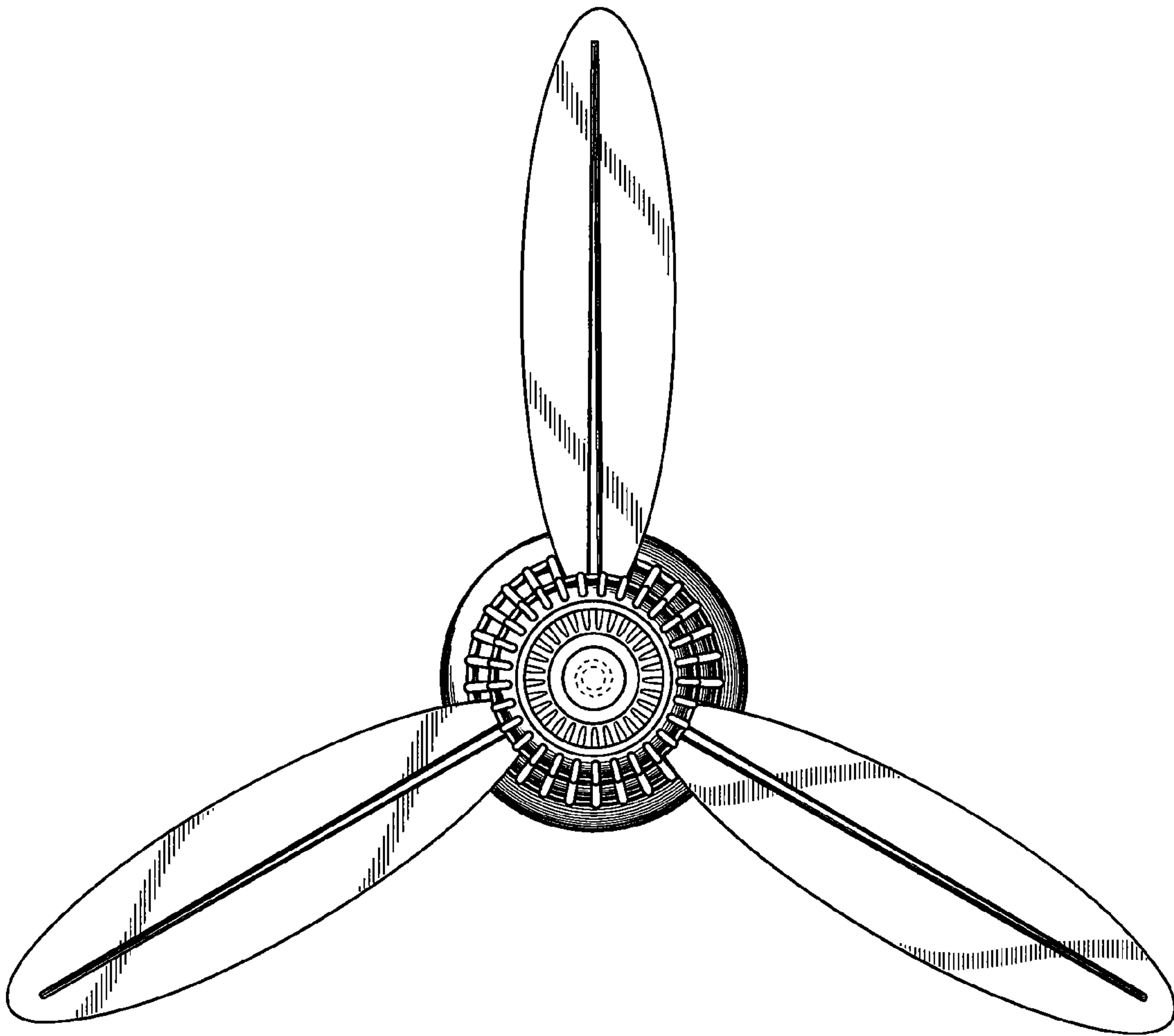


Fig.3

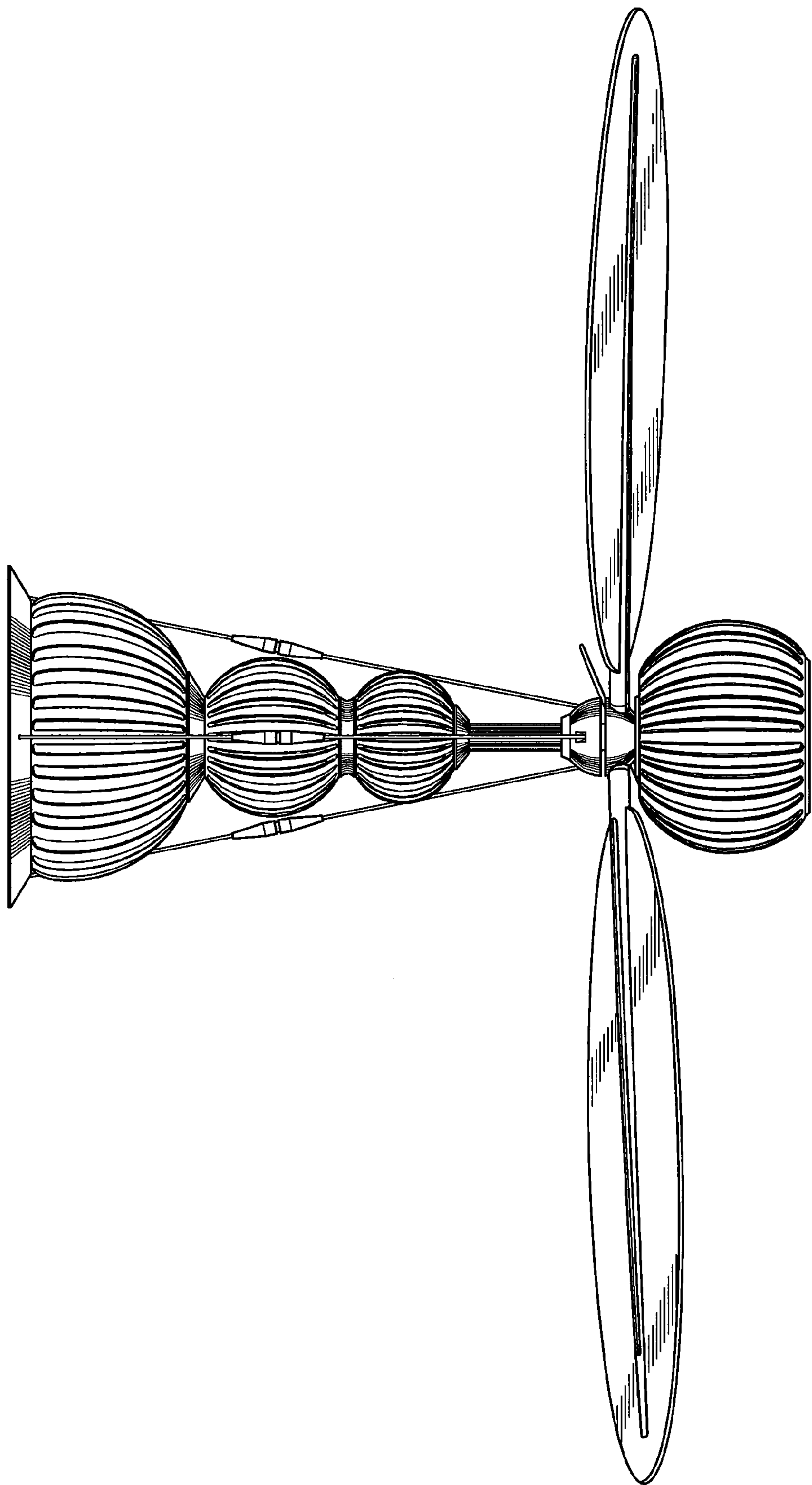


Fig. 4

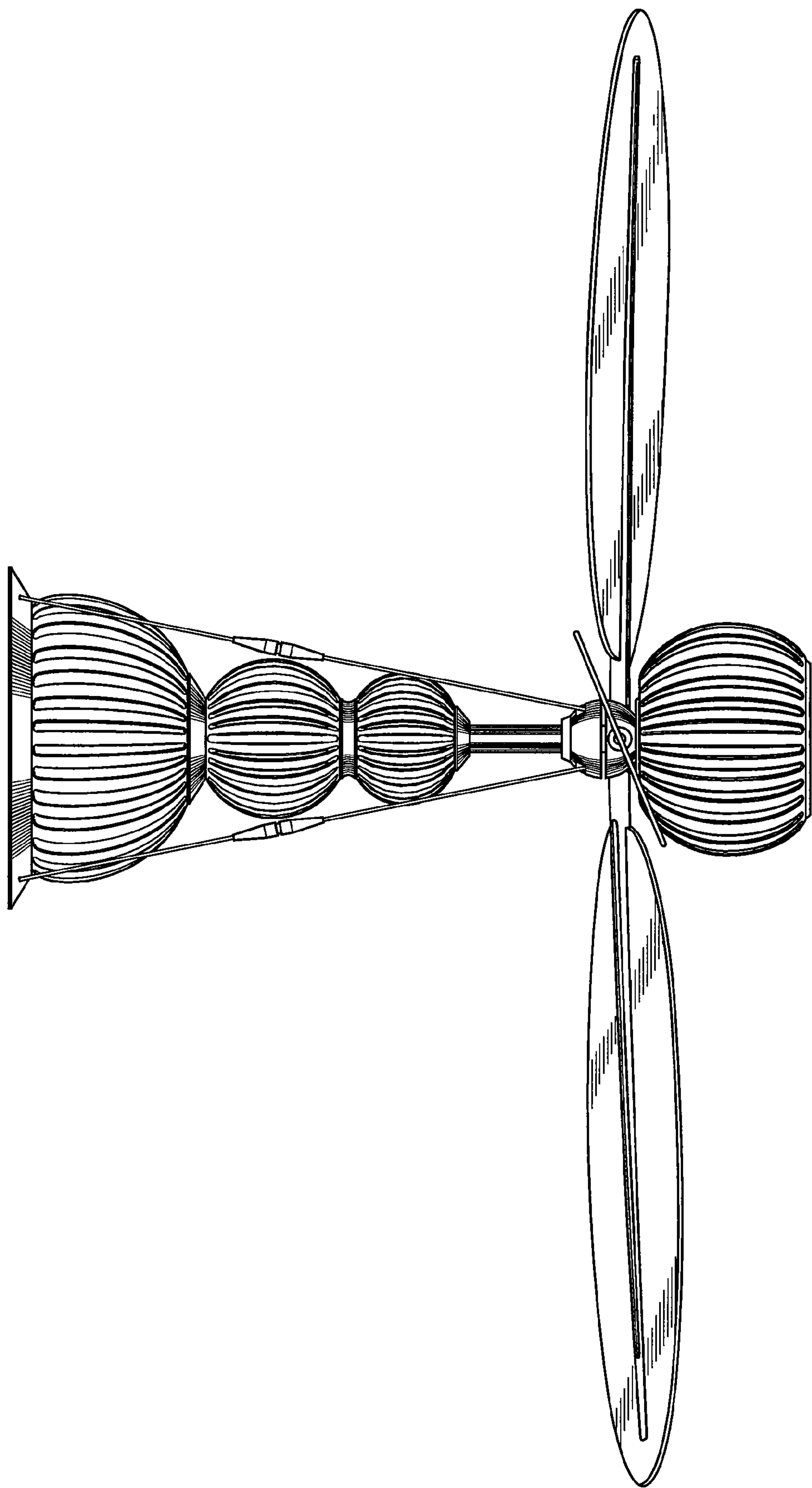


Fig.5

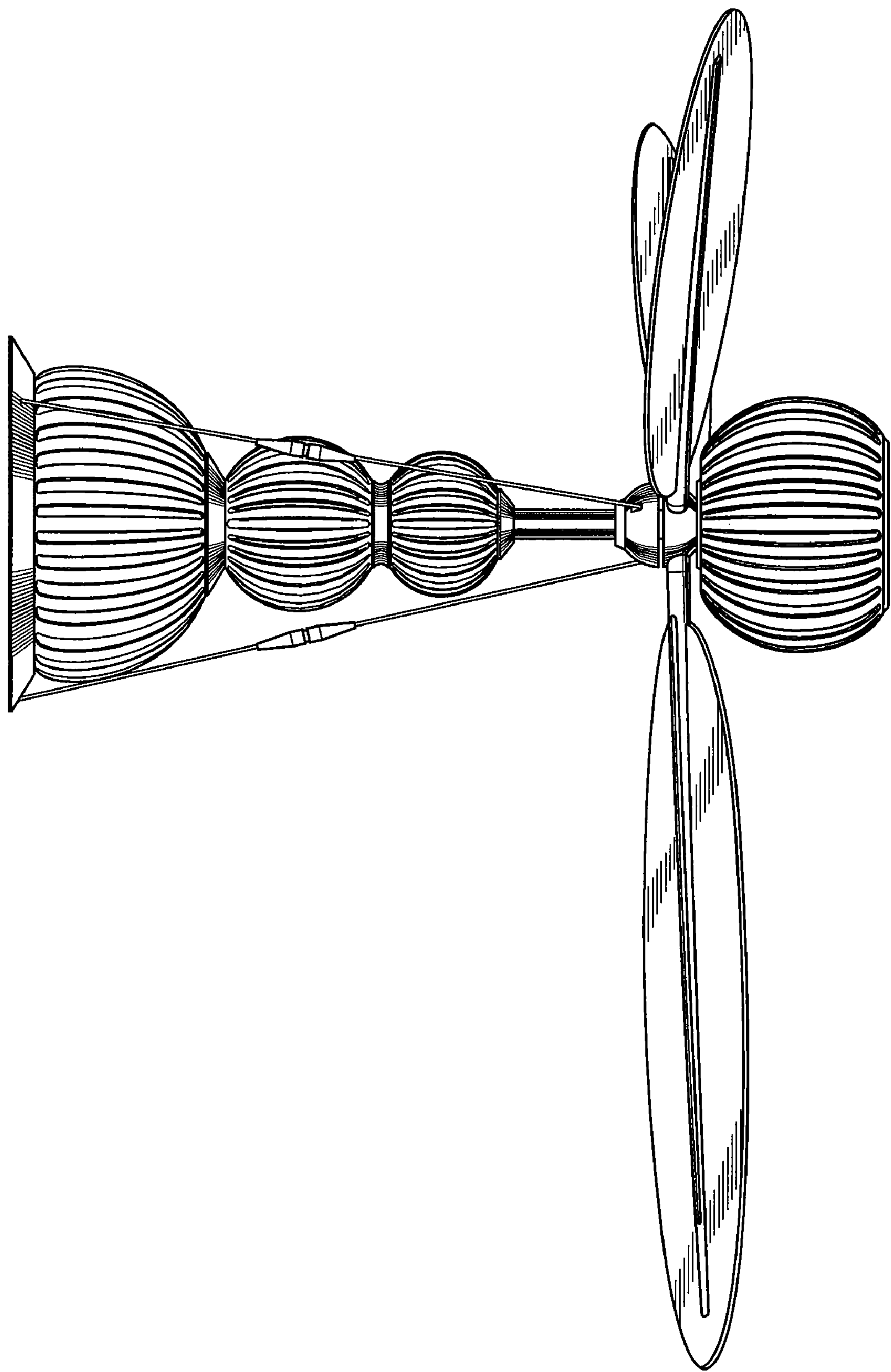


Fig.6