

US00D570459S

(12) **United States Design Patent**  
**Kitzmilller**

(10) **Patent No.:** **US D570,459 S**

(45) **Date of Patent:** **\*\* Jun. 3, 2008**

(54) **SINK**

(75) Inventor: **Anne Kitzmilller**, Sheboygan, WI (US)

(73) Assignee: **Kohler Co.**, Kohler, WI (US)

(\*\*) Term: **14 Years**

(21) Appl. No.: **29/279,682**

(22) Filed: **May 4, 2007**

(51) **LOC (8) Cl.** ..... **23-02**

(52) **U.S. Cl.** ..... **D23/290**

(58) **Field of Classification Search** ..... D23/271-274,  
D23/284-293.1, 303, 308; 4/619, 624, 661  
See application file for complete search history.

(56) **References Cited**

U.S. PATENT DOCUMENTS

- D318,104 S 7/1991 Blanc et al.
- D318,523 S 7/1991 Blanc et al.
- D353,881 S 12/1994 Roach
- D518,881 S 4/2006 Ziemann
- D526,393 S 8/2006 Blomstrom
- D547,838 S \* 7/2007 Plikuhn ..... D23/290

FOREIGN PATENT DOCUMENTS

DE M 88 00 652.2 4/1988

OTHER PUBLICATIONS

Kohler Co. Double unequal basin sink.  
Kohler Co. Single basin sink.

USKitchenware.com. "UD301 Global Stainless Steel Single Bowl Undermount Kitchen Sink". USKitchenware.com online catalog. Copyright 2007 USKitchenware.com.

\* cited by examiner

*Primary Examiner*—Robert A Delehanty

(74) *Attorney, Agent, or Firm*—Quarles & Brady LLP

(57) **CLAIM**

The ornamental design for a sink, as shown and described.

**DESCRIPTION**

In a preferred embodiment, the nature of this product is as a plumbing fixture primarily useful for washing various objects.

FIG. 1 is a right, top, front perspective view of a sink according to my new design;

FIG. 2 is a top plan view thereof;

FIG. 3 is a front elevational view thereof;

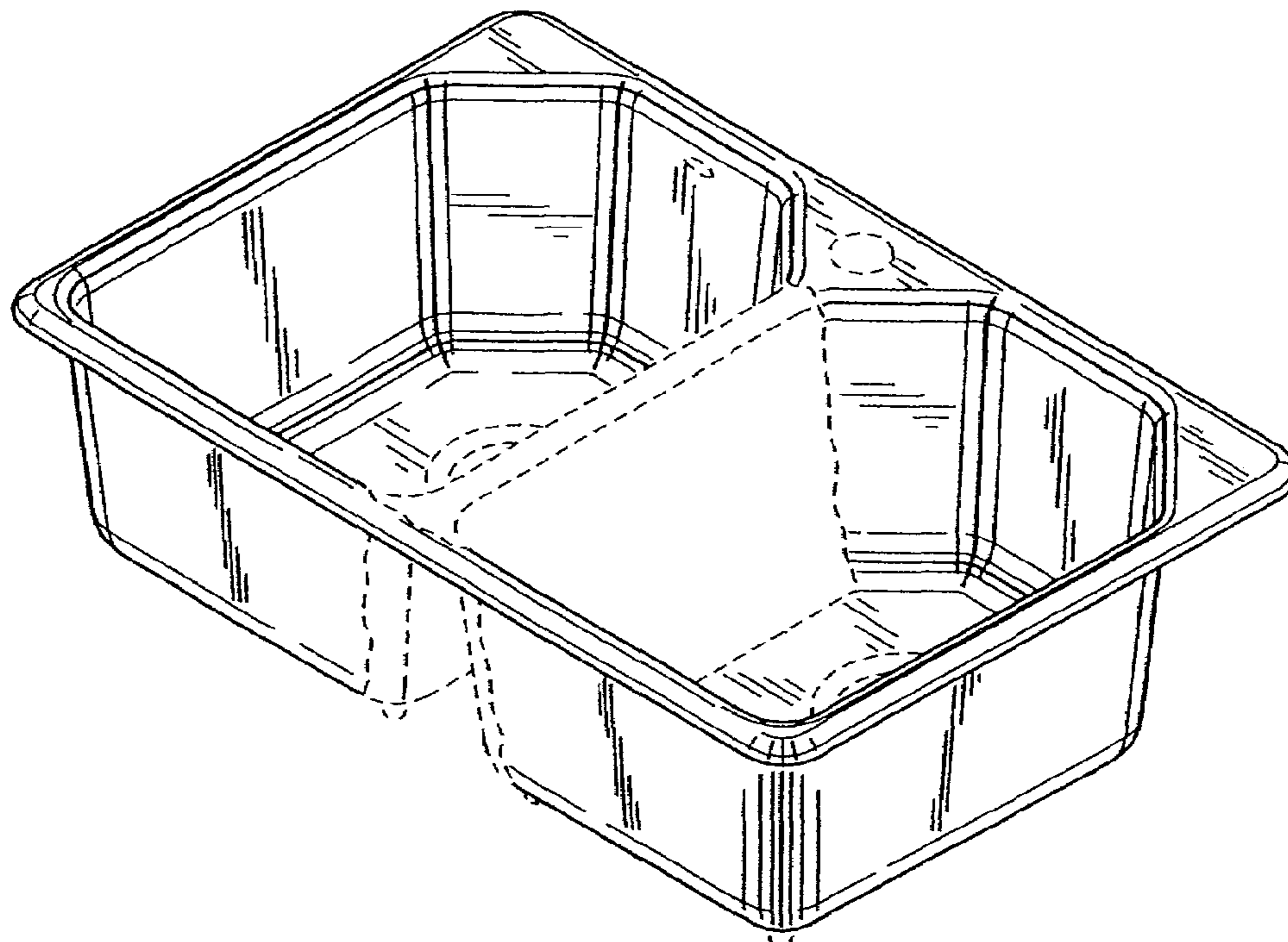
FIG. 4 is a right side elevational view thereof, the left side elevational view thereof being a mirror image or the right side shown;

FIG. 5 is a rear elevational view thereof; and,

FIG. 6 is a bottom plan view thereof.

The broken line representations in the figures are for the purpose of illustration only, and form no part of the claimed design.

**1 Claim, 3 Drawing Sheets**



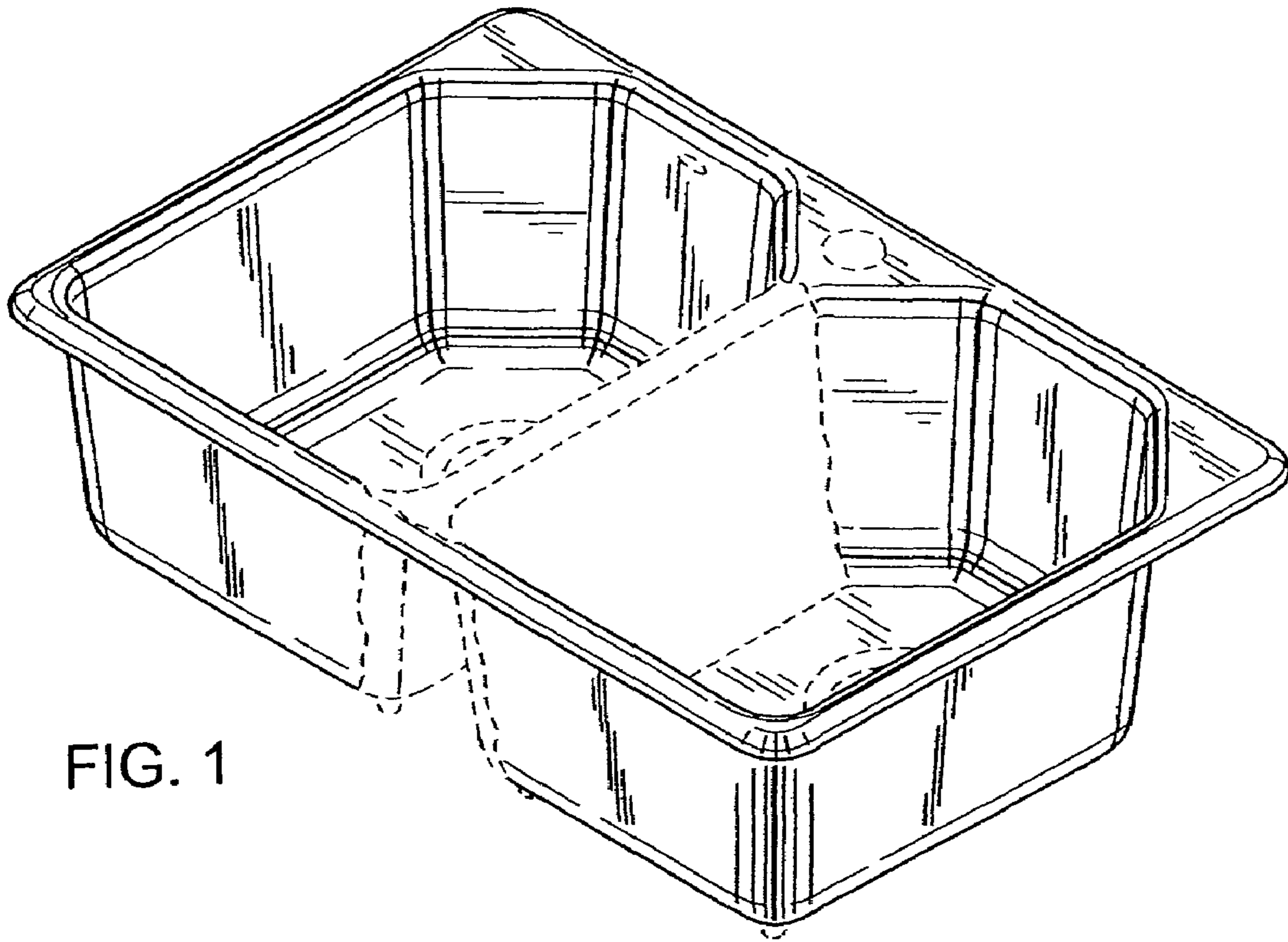


FIG. 1

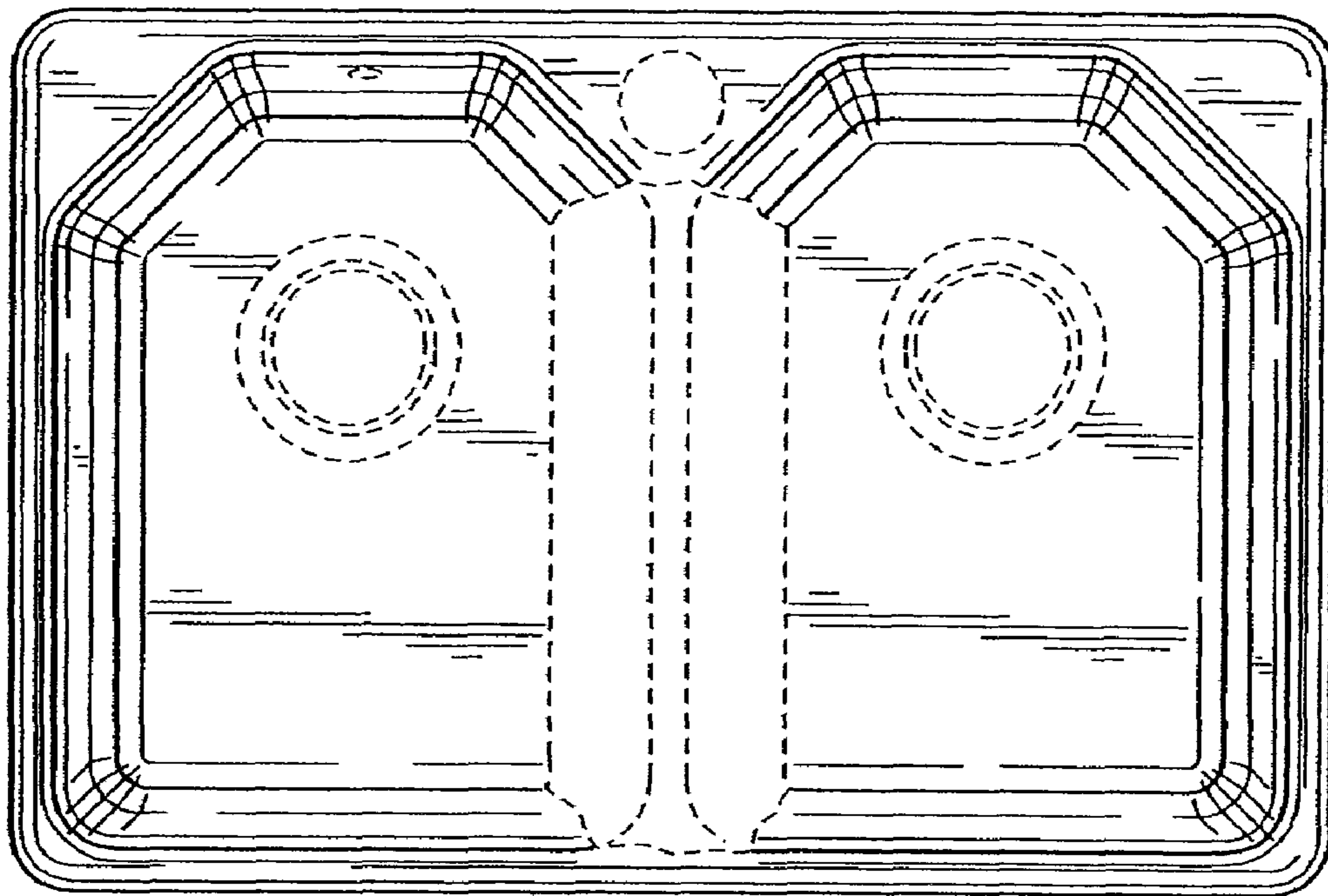


FIG. 2

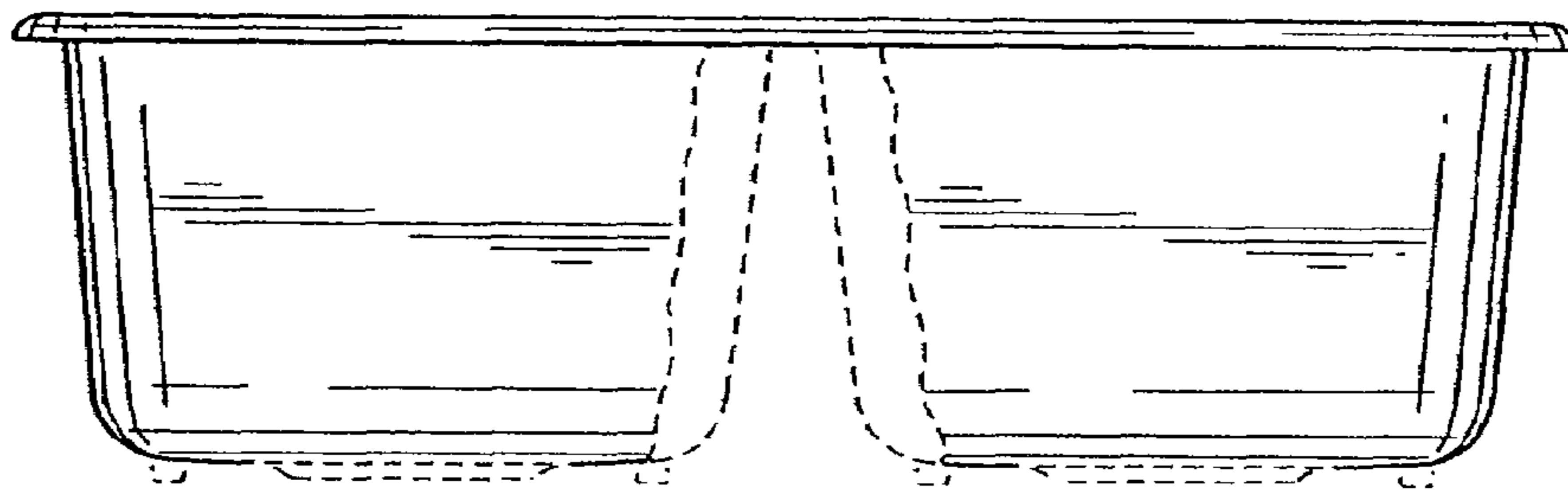


FIG. 3




FIG. 4




FIG. 5

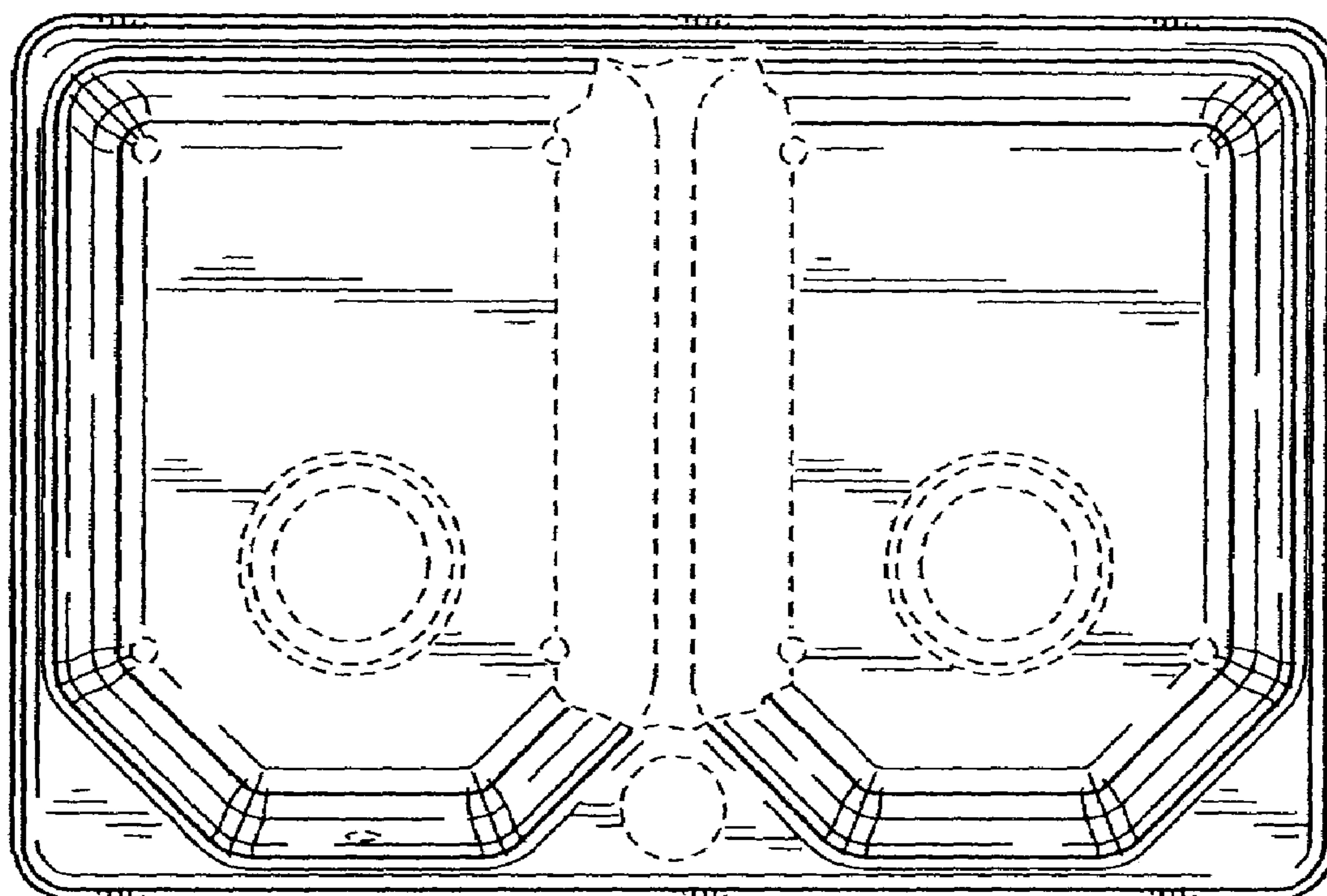


FIG. 6