



US00D570443S

(12) **United States Design Patent**
Connors

(10) **Patent No.:** **US D570,443 S**
(45) **Date of Patent:** **** Jun. 3, 2008**

(54) **FISHING LURE**

(57) **CLAIM**

(75) Inventor: **John P. Connors**, Honolulu, HI (US)

The ornamental design for a fishing lure, as shown and described.

(73) Assignee: **Two Jacks Fishing Expeditions L.L.C.**, Kaneohe, HI (US)

DESCRIPTION

(**) Term: **14 Years**

FIG. 1 is a perspective view from the front of a first presently preferred embodiment of the fishing lure of the present invention;

(21) Appl. No.: **29/289,091**

FIG. 2 is a front view thereof;

(22) Filed: **Jul. 6, 2007**

FIG. 3 is a rear view thereof;

(51) **LOC (8) Cl.** **22-05**

FIG. 4 is a top end view thereof;

(52) **U.S. Cl.** **D22/129**

FIG. 5 is a bottom end thereof;

(58) **Field of Classification Search** D22/126-133;
43/42.43, 42.14, 42.11, 42.13, 42.15, 42.16,
43/42.17, 42, 18, 42.19, 42.37, 42.33, 42.5,
43/42.52, 42.06, 42.36

FIG. 6 is a side view thereof from the right;

FIG. 7 is a side view thereof from the left;

See application file for complete search history.

FIG. 8 is a perspective view from the front of a second presently preferred embodiment of the fishing lure of the present invention;

(56) **References Cited**

FIG. 9 is a front view thereof;

U.S. PATENT DOCUMENTS

FIG. 10 is a rear view thereof;

- 5,412,901 A * 5/1995 Matinez 43/42.36
- D421,638 S * 3/2000 Yount D22/126
- D541,899 S * 5/2007 Coia et al. D22/129
- D557,761 S * 12/2007 Hrvatin D22/129

FIG. 11 is a top end view thereof;

FIG. 12 is a bottom end thereof;

FIG. 13 is a side view thereof from the right; and,

FIG. 14 is a side view thereof from the left.

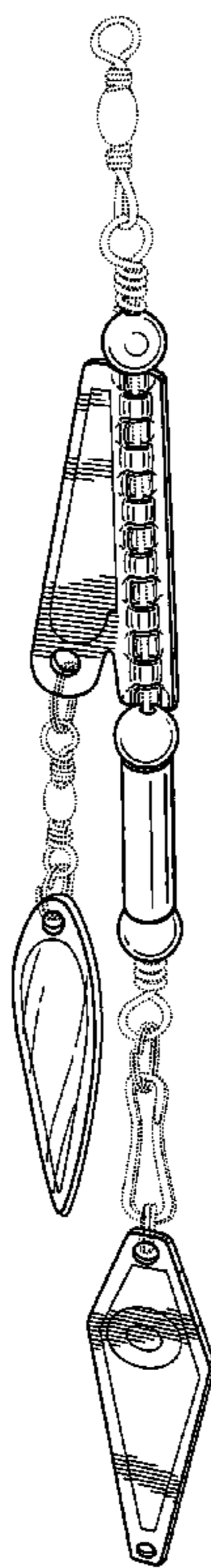
* cited by examiner

The broken lines in the foregoing drawings are for illustrative purposes only and form no part of the claimed design.

Primary Examiner—Catherine R Oliver

1 Claim, 6 Drawing Sheets

(74) *Attorney, Agent, or Firm*—Martin E. Hsia



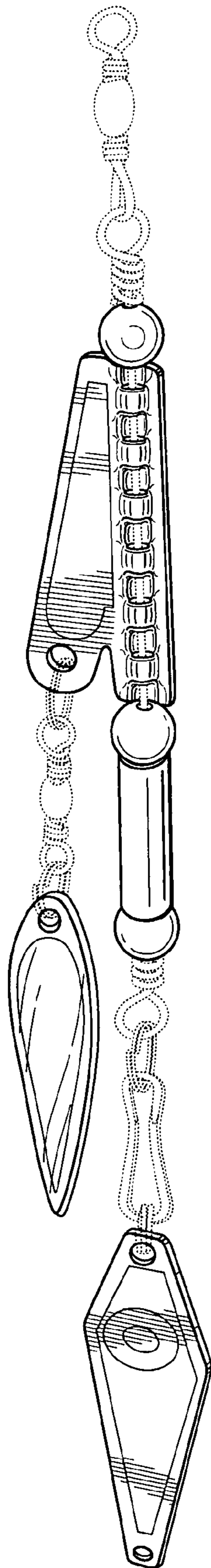


Fig. 1

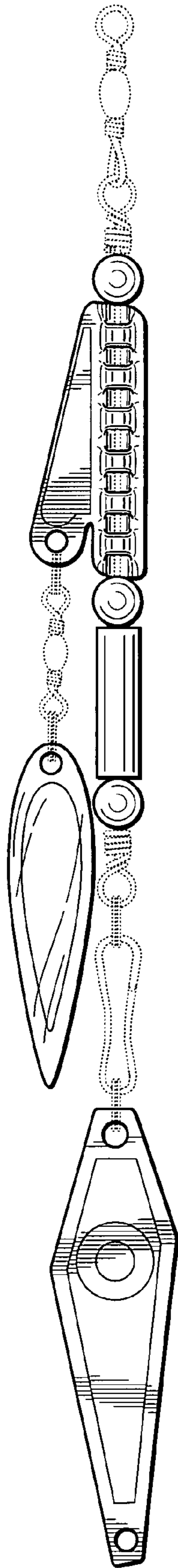


Fig. 2

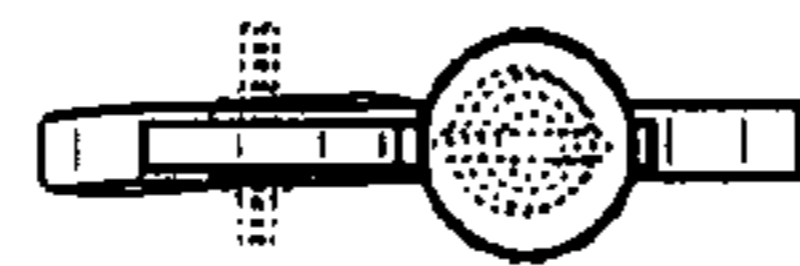


Fig. 4



Fig. 5

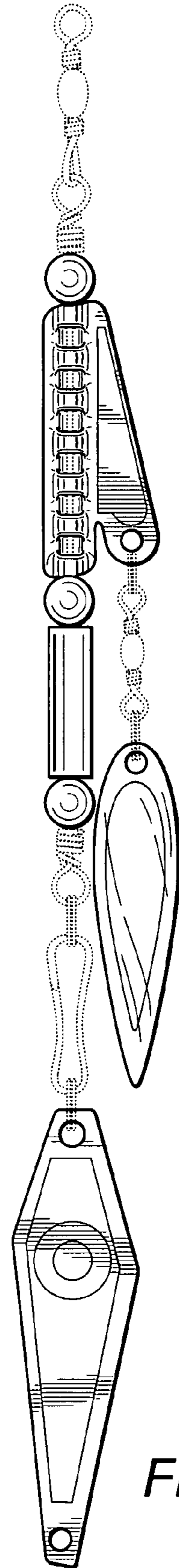


Fig. 3



Fig. 6



Fig. 7

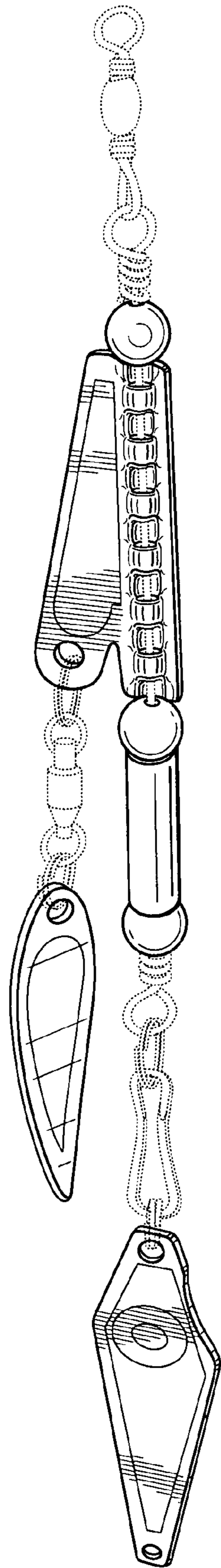


Fig. 8

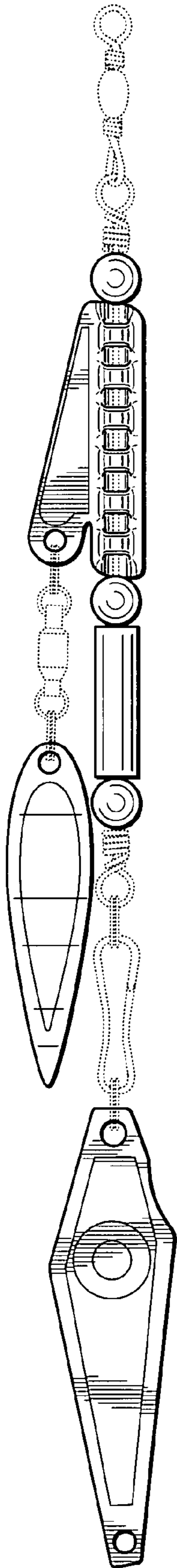


Fig. 9

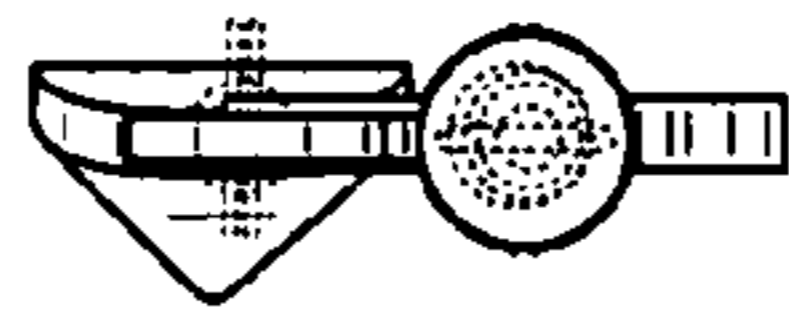


Fig. 11

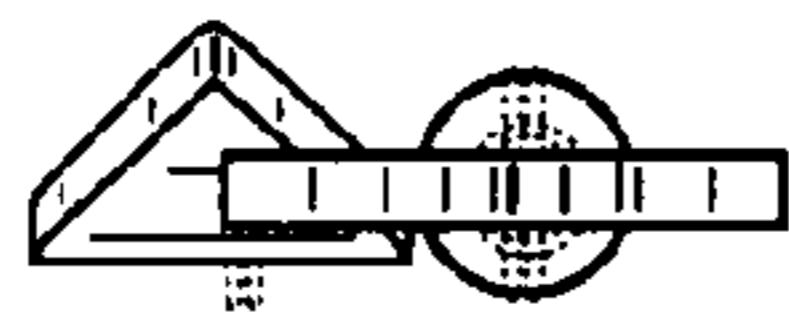


Fig. 12

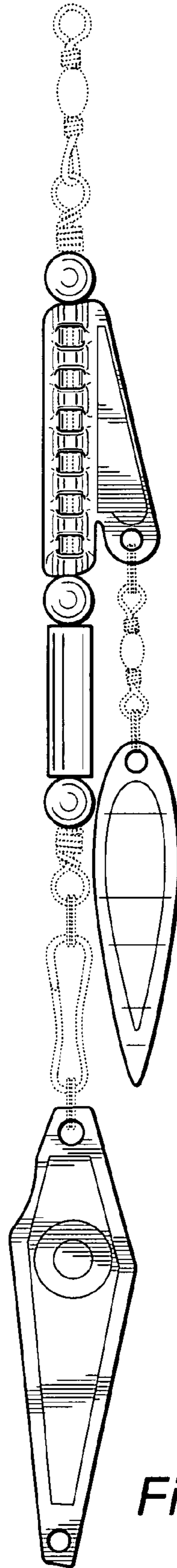


Fig. 10



Fig. 13



Fig. 14