

US00D570420S

(12) **United States Design Patent**  
**Brookins**

(10) **Patent No.:** **US D570,420 S**

(45) **Date of Patent:** **\*\* Jun. 3, 2008**

(54) **SLOT MACHINE CARD HOLDER**

(75) Inventor: **Douglas Brookins**, Pittsgrove, NJ (US)

(73) Assignee: **Specialty House of Creation, Inc.**,  
Pittsgrove, NJ (US)

(\*\*) Term: **14 Years**

(21) Appl. No.: **29/293,216**

(22) Filed: **Nov. 9, 2007**

(51) **LOC (8) Cl.** ..... **21-03**

(52) **U.S. Cl.** ..... **D21/370; D21/394**

(58) **Field of Classification Search** ..... D3/211,  
D3/215, 234, 274; D11/81, 238; D21/369-370,  
D21/385, 392, 394, 396; 273/148 A, 150;  
463/17, 20, 46, 47

See application file for complete search history.

(56) **References Cited**

**U.S. PATENT DOCUMENTS**

D361,516 S	8/1995	Peersmann
D366,359 S	1/1996	Riedl
5,560,603 A	10/1996	Seelig et al.

5,590,880 A	1/1997	Flam
6,009,048 A	12/1999	Raesz
6,076,296 A	6/2000	Schaeffer
D464,998 S	10/2002	Brookins
D486,531 S	2/2004	Brookins
D512,106 S	11/2005	Brookins
D536,741 S	2/2007	Brookins

*Primary Examiner*—Sandra Morris  
(74) *Attorney, Agent, or Firm*—Marvin C. Gaer

(57) **CLAIM**

The ornamental design for a slot machine card holder, as shown and described.

**DESCRIPTION**

FIG. 1 is a front elevation view of the slot machine card holder showing my new design.

FIG. 2 is a rear elevation view thereof;

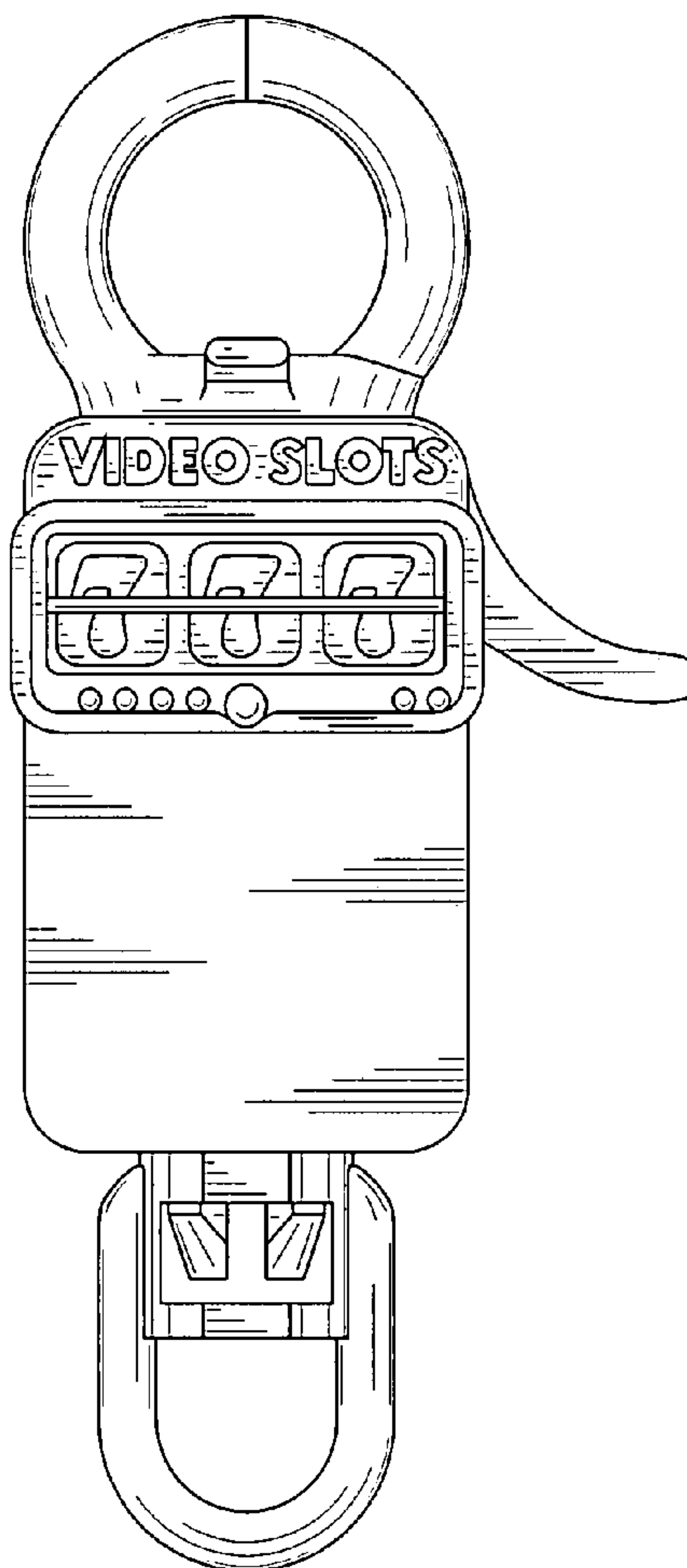
FIG. 3 is a right side elevation view thereof;

FIG. 4 is a left side elevation view thereof;

FIG. 5 is a top plan view thereof; and;

FIG. 6 is a bottom end view thereof.

**1 Claim, 3 Drawing Sheets**



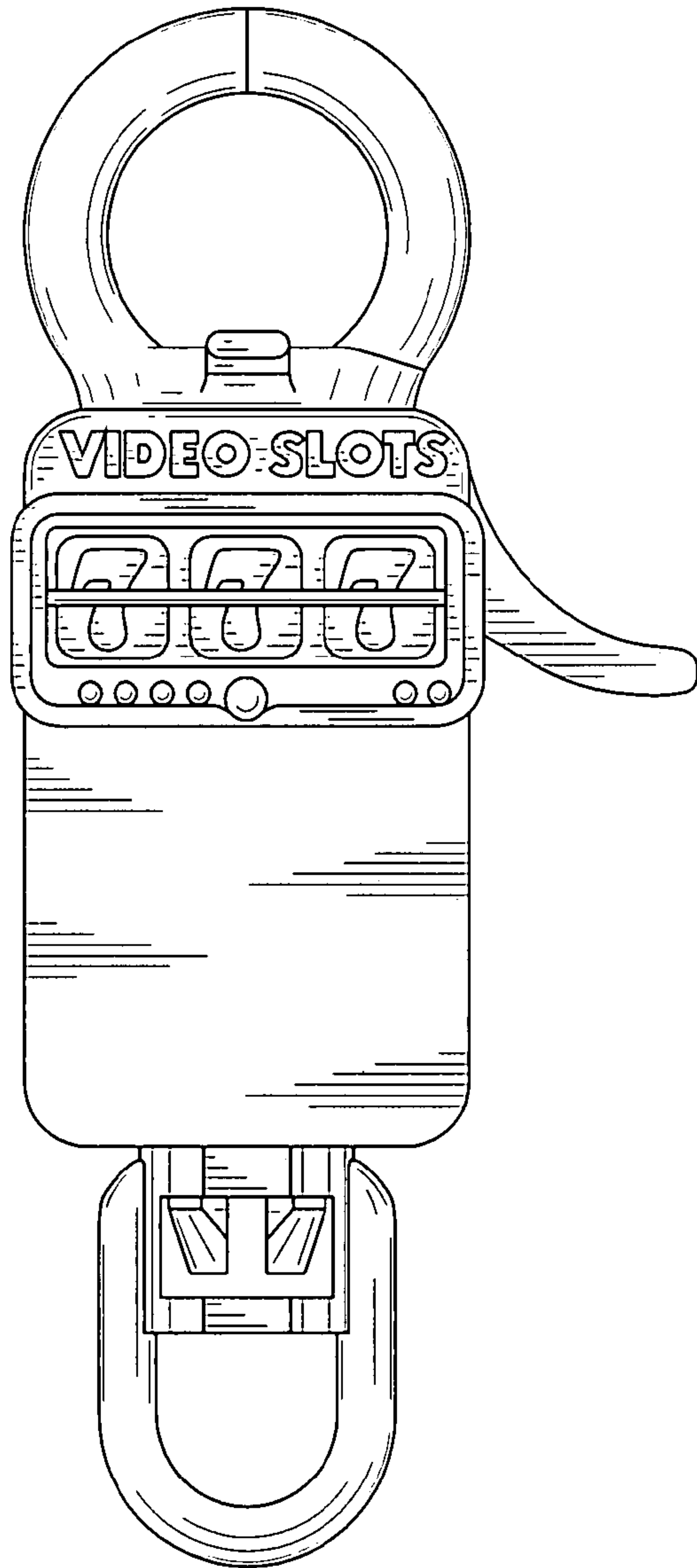


FIG. 1




FIG. 2

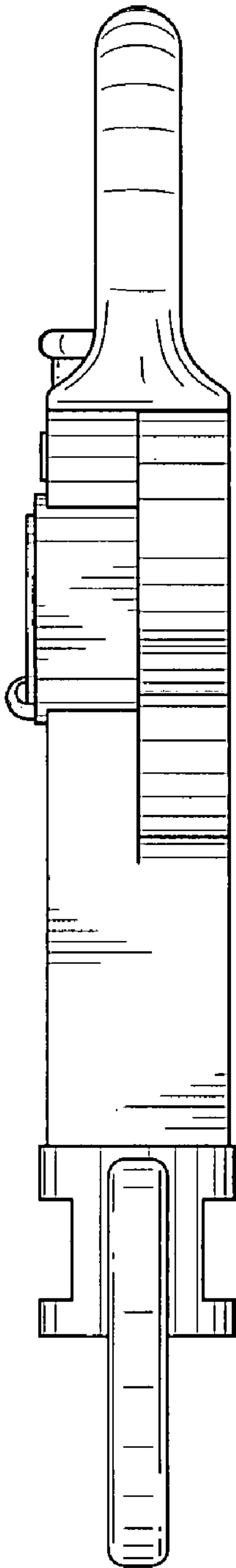


FIG. 3

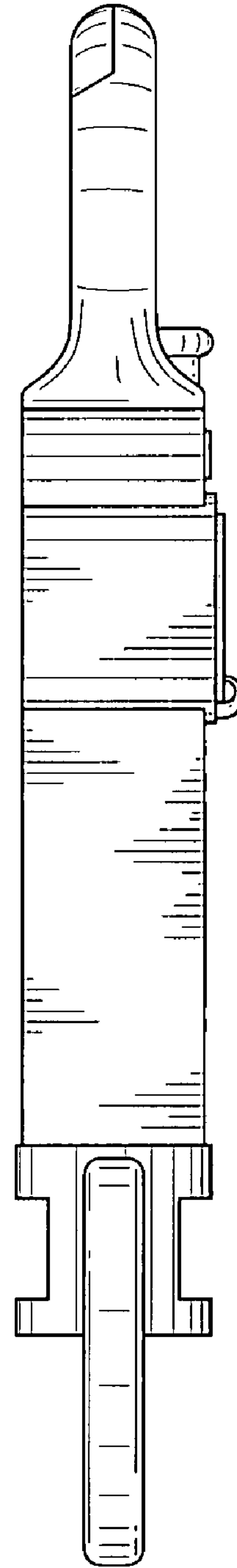


FIG. 4

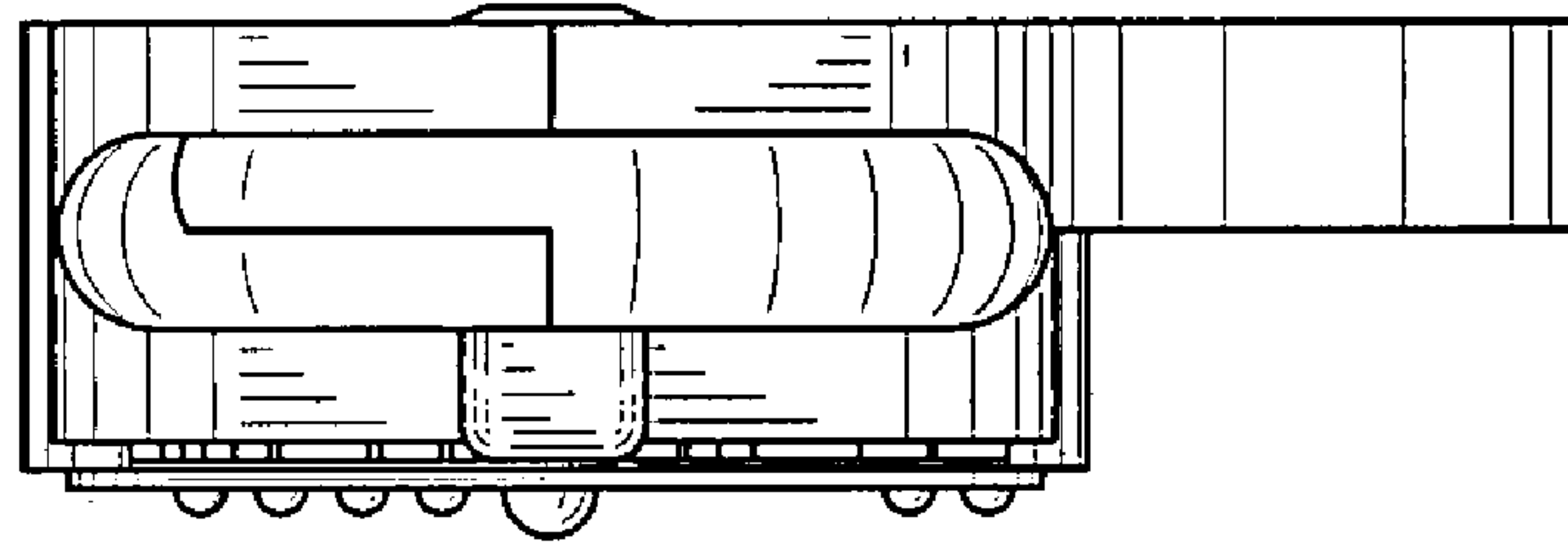


FIG. 5

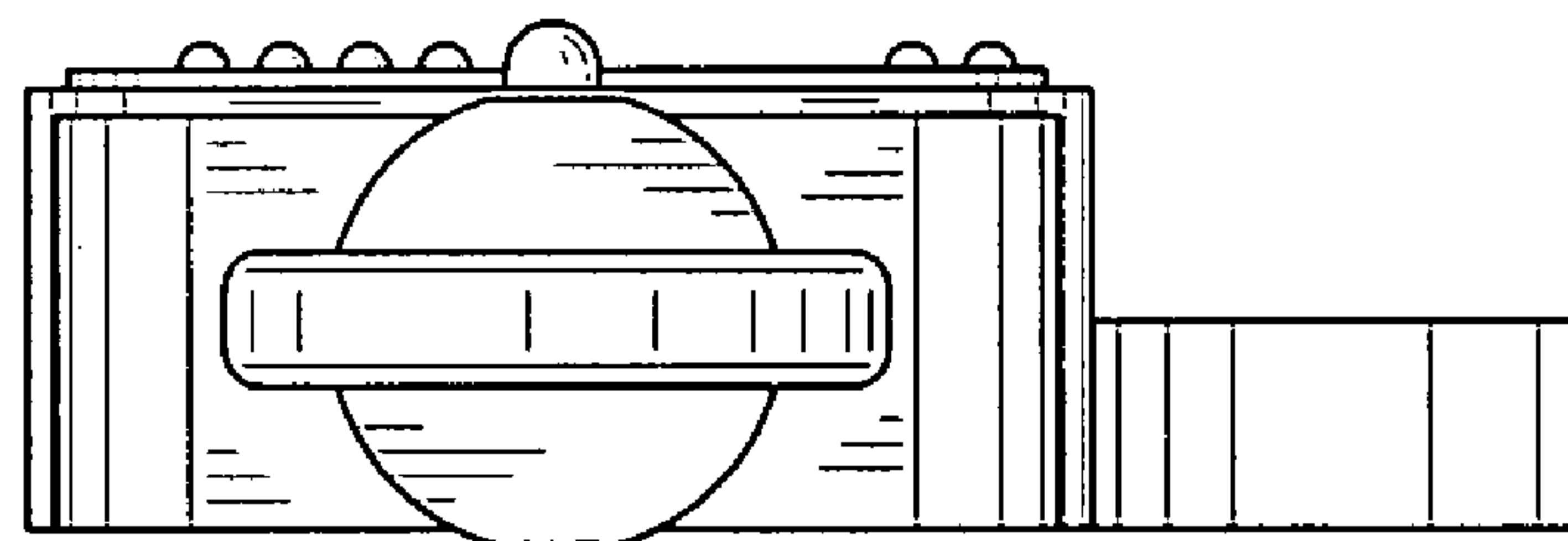


FIG. 6