

US00D570412S

(12) **United States Design Patent**
Qiu et al.

(10) **Patent No.:** **US D570,412 S**
(45) **Date of Patent:** **** Jun. 3, 2008**

(54) **PEN**
(75) Inventors: **Zhiming Qiu**, Ningbo (CN); **Youbing Zhang**, Ningbo (CN)
(73) Assignee: **Beifa Group Co., Ltd.**, Ningbo (CN)
(**) Term: **14 Years**
(21) Appl. No.: **29/250,986**
(22) Filed: **Dec. 7, 2006**
(30) **Foreign Application Priority Data**
Jun. 8, 2006 (CN) 2006 3 0152899
(51) **LOC (8) Cl.** **19-06**
(52) **U.S. Cl.** **D19/50**
(58) **Field of Classification Search** D19/35,
D19/36, 41, 42, 43, 44, 45, 46, 47, 48, 49,
D19/50, 51, 53, 54, 55, 56, 57; 24/11 R,
24/11 F, 11 P; 401/6, 52, 99, 100, 104, 105,
401/106, 107, 108, 109, 192, 195, 196, 243,
401/244, 245, 246, 247
See application file for complete search history.

(56) **References Cited**
U.S. PATENT DOCUMENTS
833,712 A * 10/1906 Geisenhoner 30/367
D57,397 S * 3/1921 Taussig D19/46
1,985,307 A * 12/1934 Boast 15/430
2,204,136 A * 6/1940 King et al. 362/118
D141,858 S * 7/1945 Ullman D19/49
D143,050 S * 11/1945 Waldinger D19/50
D170,539 S * 10/1953 Lovejoy D19/50
D269,189 S * 5/1983 Sakaoka D19/48
D306,458 S * 3/1990 Lecce D19/48
D324,068 S * 2/1992 Herbst et al. D19/50
D327,707 S * 7/1992 Katami D19/49
D342,545 S * 12/1993 Kao D19/48
D354,663 S * 1/1995 Clark et al. D8/47
D356,306 S * 3/1995 Ady et al. D14/411
D357,275 S * 4/1995 Covington et al. D19/42
D361,346 S * 8/1995 Johnson D19/50
D362,020 S * 9/1995 Waldinger D19/48
D391,153 S 2/1998 Poisson
5,803,637 A * 9/1998 Mitsuya 401/52

D402,693 S 12/1998 Sunaga
D410,030 S 5/1999 Sunaga
D430,209 S * 8/2000 Rommel D19/50
D453,354 S * 2/2002 Ikenaga et al. D19/36
D465,808 S * 11/2002 Deluca et al. D19/48
D477,024 S * 7/2003 Shimizu D19/50
D480,756 S * 10/2003 Hwang D19/48
D483,784 S * 12/2003 Ting D16/208
D501,881 S 2/2005 Shimizu
D503,741 S * 4/2005 Pellissa Beneyto D19/51
D506,503 S * 6/2005 Qiu D19/48
D512,098 S * 11/2005 Qiu D19/48
D512,457 S * 12/2005 Anand D19/48
D546,880 S * 7/2007 Slemp D19/48
D551,296 S * 9/2007 Greenberg D19/49

OTHER PUBLICATIONS

PB444 Ribbed Grip Executive Pen, as shown on www.swedausa.com, dated Mar. 8, 2005 (1 page).*

* cited by examiner

Primary Examiner—Elizabeth A. Albert
Assistant Examiner—Karen E Eldridge Powers
(74) *Attorney, Agent, or Firm*—Christensen O'Connor Johnson Kindness PLLC

(57) **CLAIM**

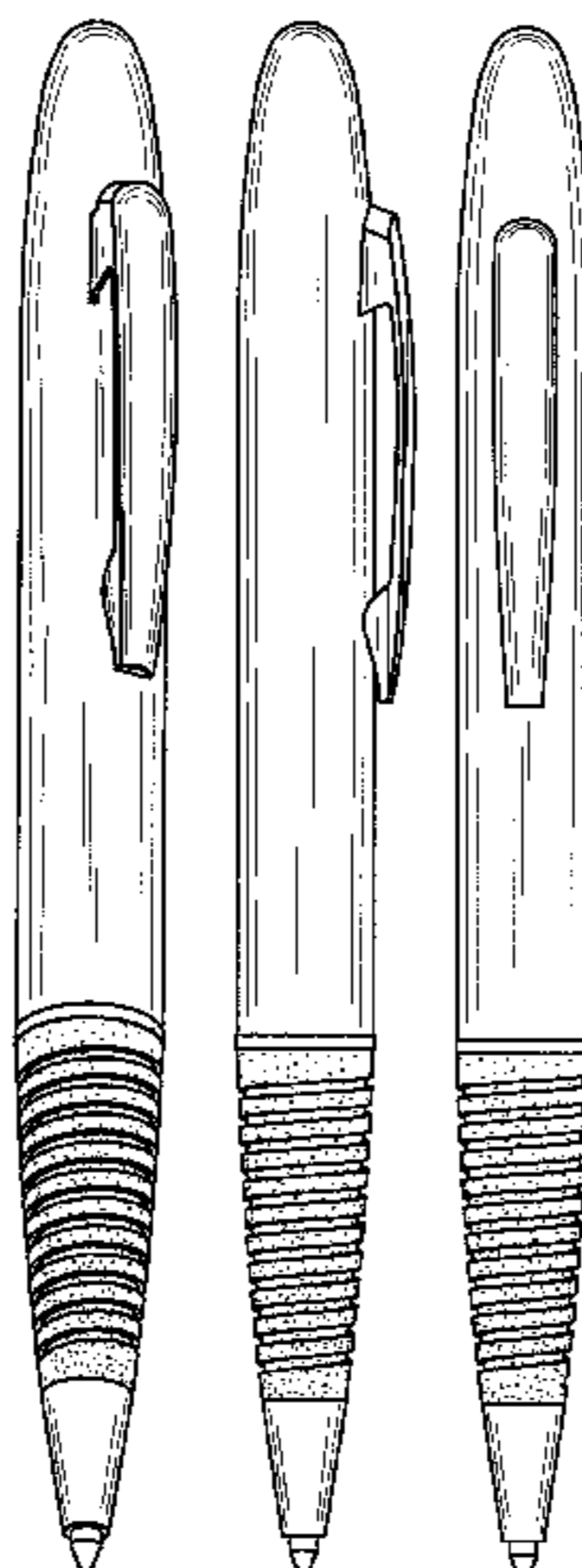
The ornamental design for a pen, as shown and described.

DESCRIPTION

FIG. 1 is a front left perspective view of a pen showing our new design;
FIG. 2 is left side elevation view thereof;
FIG. 3 is a top plan view thereof;
FIG. 4 is a front elevation view thereof;
FIG. 5 is a right side elevation view thereof;
FIG. 6 is a bottom plan view thereof; and,
FIG. 7 is a rear elevation view thereof.

The stippled shading shown on a portion of the pen represents a surface texture.

1 Claim, 3 Drawing Sheets






Fig. 1.

Fig. 2.

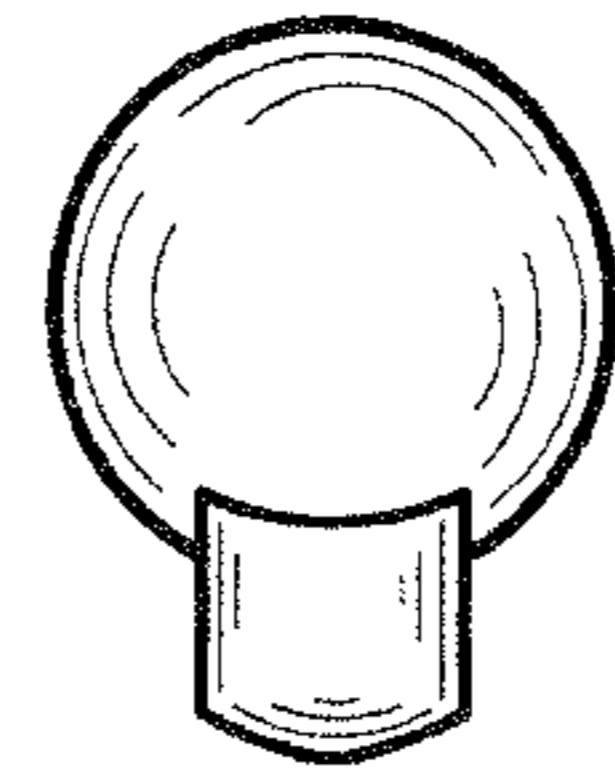

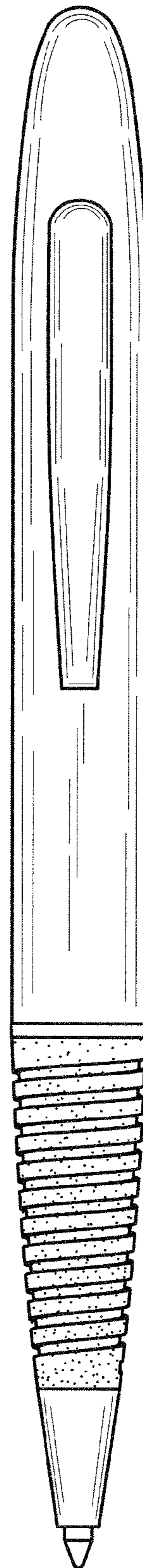


Fig. 3.

Fig. 4.



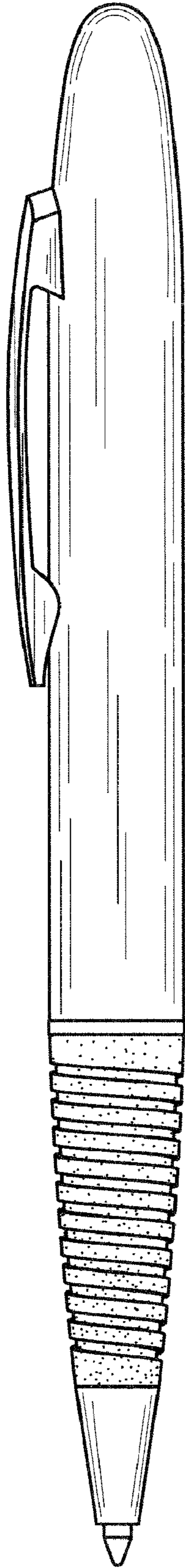


Fig. 5.

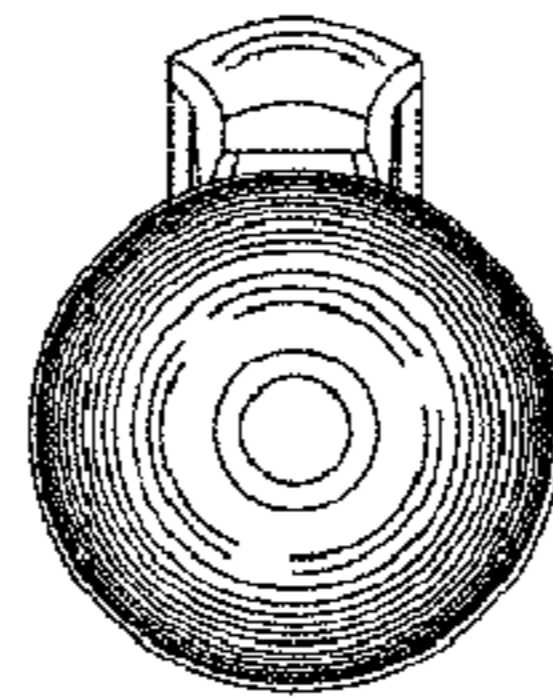


Fig. 6.




Fig. 7.

UNITED STATES PATENT AND TRADEMARK OFFICE
CERTIFICATE OF CORRECTION

PATENT NO. : Des. 570,412 S
APPLICATION NO. : 29/250986
DATED : June 3, 2008
INVENTOR(S) : Z. Qiu et al.

Page 1 of 1

It is certified that error appears in the above-identified patent and that said Letters Patent is hereby corrected as shown below:

<u>COLUMN</u>	<u>LINE</u>	<u>ERROR</u>
Pg. 1, col. 2	Assistant Examiner	“Karen E Eldridge Powers” should be --Karen E. Eldridge Powers--

Signed and Sealed this

Nineteenth Day of May, 2009



JOHN DOLL
Acting Director of the United States Patent and Trademark Office