

US00D570410S

(12) **United States Design Patent**  
**Moro**

(10) **Patent No.:** **US D570,410 S**

(45) **Date of Patent:** **\*\* Jun. 3, 2008**

(54) **WAX CRAYON**

(76) Inventor: **Camillo Moro**, Via Bassa I, 224,  
35011 - Campodarsego (IT)

(\*\*) Term: **14 Years**

(21) Appl. No.: **29/254,813**

(22) Filed: **Mar. 1, 2006**

(51) **LOC (8) Cl.** ..... **19-06**

(52) **U.S. Cl.** ..... **D19/41**

(58) **Field of Classification Search** ..... D19/35,  
D19/36, 41-51, 53-57; 24/11 R, 11 F, 11 P;  
401/52, 99, 100, 104, 105, 106, 107, 108,  
401/109, 192, 195, 196; D21/386, 484, 505;  
273/157 R, 157 A, 160, 236, 288

See application file for complete search history.

(56) **References Cited**

**U.S. PATENT DOCUMENTS**

- 2,659,163 A \* 11/1953 Albee ..... 273/273
- 4,537,001 A \* 8/1985 Uppstrom ..... 52/608
- 4,555,114 A \* 11/1985 Dozier ..... 473/588
- 4,645,383 A \* 2/1987 Lindsay ..... 407/36
- D319,467 S \* 8/1991 Clowes ..... D19/36
- 5,673,912 A \* 10/1997 Bonk ..... 273/108.4
- 5,687,966 A \* 11/1997 Barnhart et al. .... 273/108.1

- D389,518 S \* 1/1998 Reichmann ..... D19/36
- D401,582 S \* 11/1998 Gremchuck ..... D14/210
- D429,775 S \* 8/2000 Adelman ..... D21/478
- 6,145,837 A \* 11/2000 Silvey ..... 273/157 R
- D463,488 S \* 9/2002 Kramer et al. .... D19/36
- D505,164 S \* 5/2005 McCabe ..... D21/505

\* cited by examiner

*Primary Examiner*—Elizabeth A. Albert

(74) *Attorney, Agent, or Firm*—Hoffman, Wasson & Gitler,  
PC

(57) **CLAIM**

The ornamental design for a wax crayon, as shown and described.

**DESCRIPTION**

FIG. 1 is a perspective view of the wax crayon;

FIG. 2 is a front view of the wax crayon; the rear view being a mirror image of the front view;


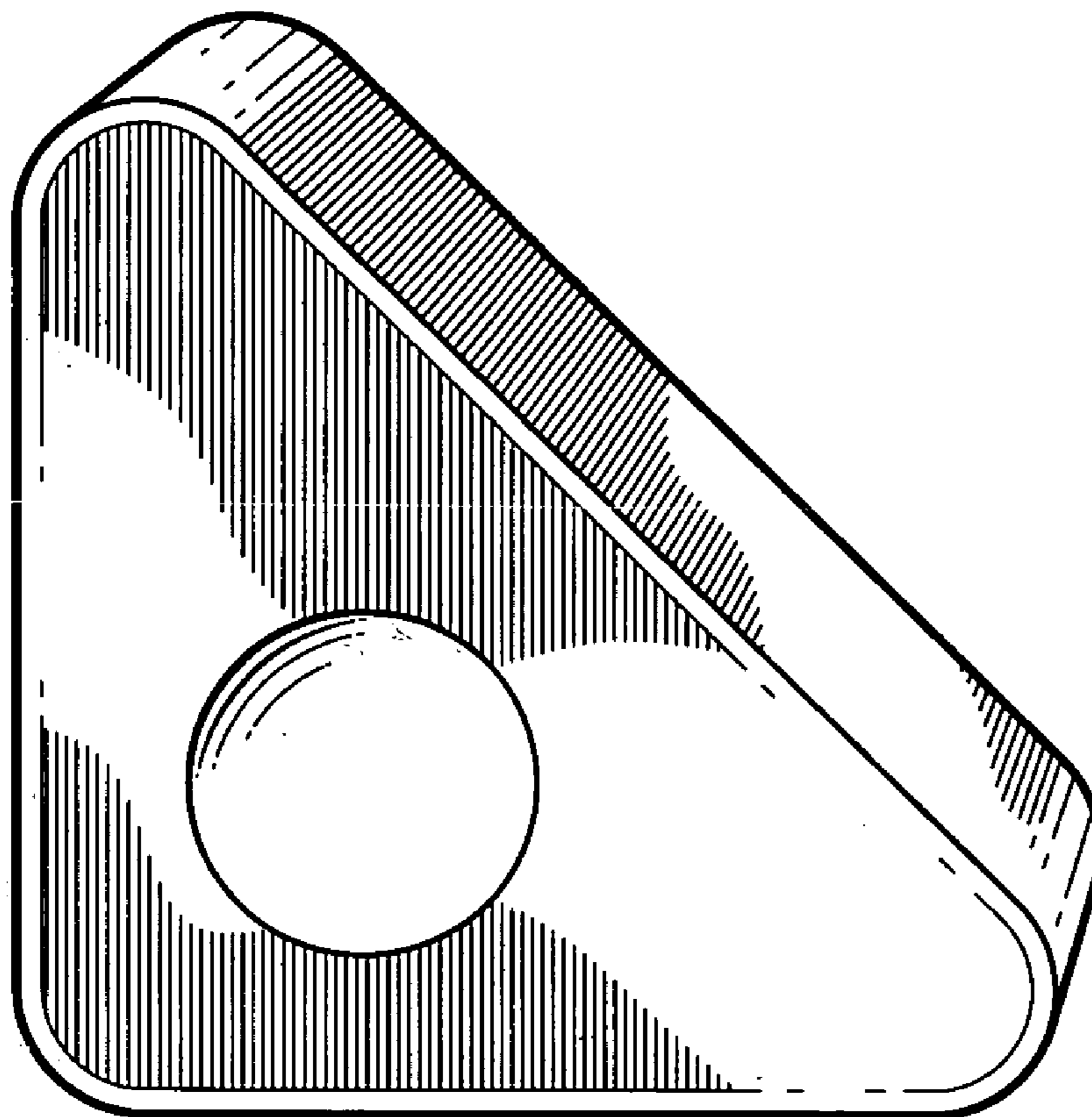
FIG. 3 is a left side view of the wax crayon;

FIG. 4 is a right side view of the wax crayon;

FIG. 5 is a top view of the wax crayon; and,

FIG. 6 is a bottom view of the wax crayon.

**1 Claim, 2 Drawing Sheets**



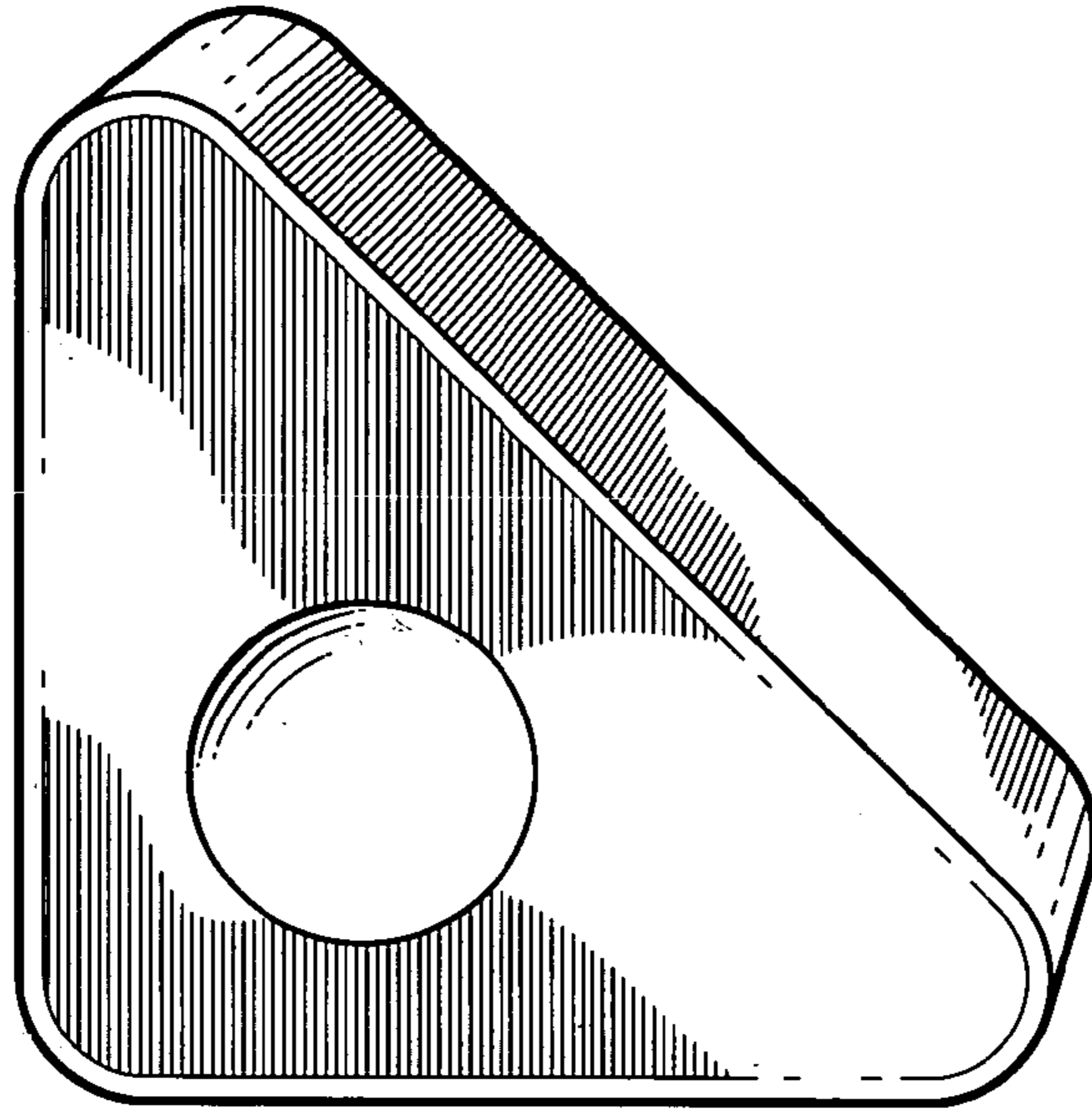


FIG. 1

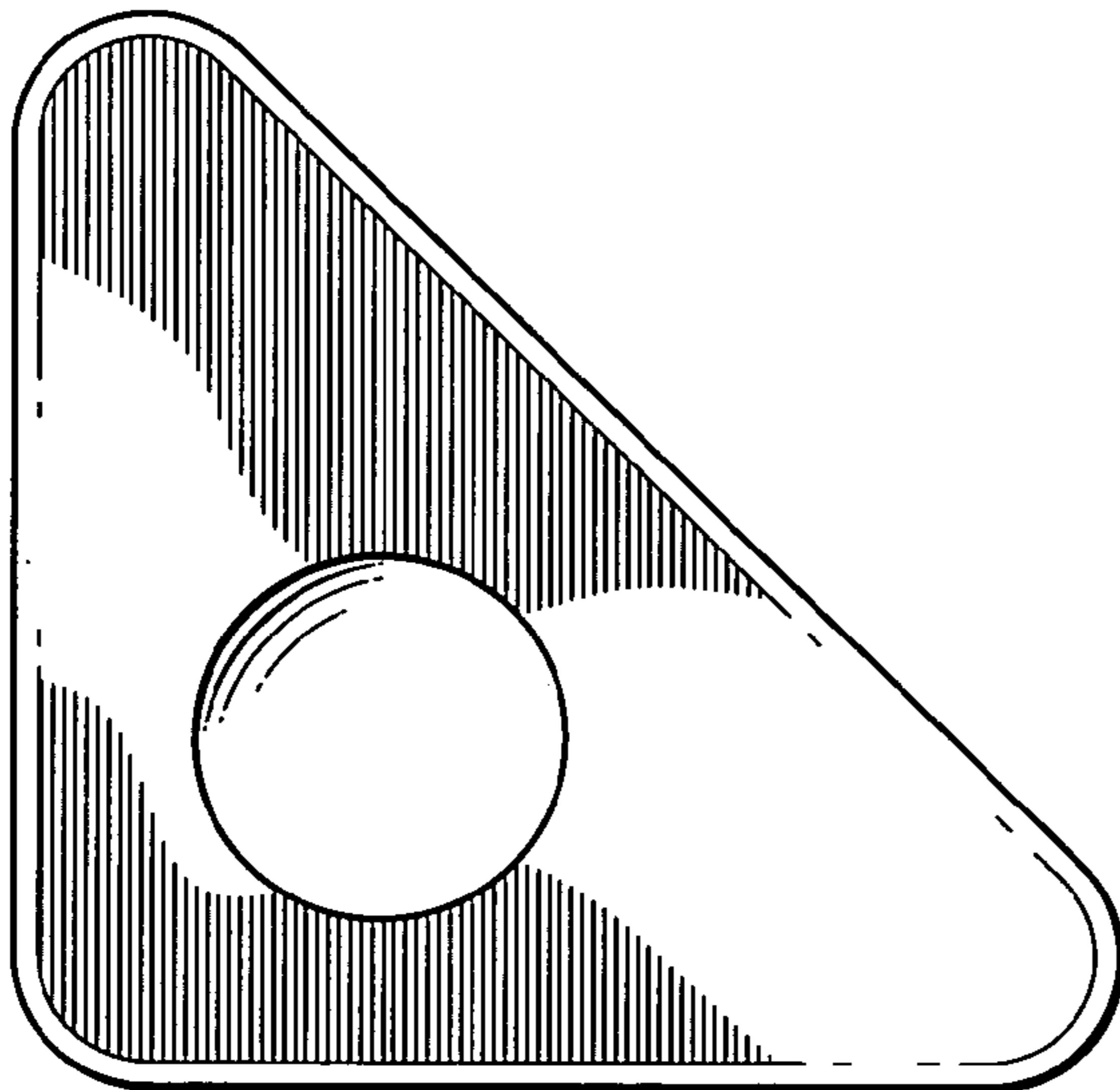


FIG. 2




FIG. 3



FIG. 4




FIG. 5




FIG. 6