

US00D570372S

(12) **United States Design Patent** (10) **Patent No.:** **US D570,372 S**
Andre et al. (45) **Date of Patent:** **** Jun. 3, 2008**

(54) **MEDIA DEVICE**

(75) Inventors: **Bartley K. Andre**, Menlo Park, CA (US); **Daniel J. Coster**, San Francisco, CA (US); **Daniele De Iuliis**, San Francisco, CA (US); **Richard P. Howarth**, San Francisco, CA (US); **Jonathan P. Ive**, San Francisco, CA (US); **Steve Jobs**, Palo Alto, CA (US); **Duncan Robert Kerr**, San Francisco, CA (US); **Shin Nishibori**, San Francisco, CA (US); **Matthew Dean Rohrbach**, San Francisco, CA (US); **Douglas B. Satzger**, Menlo Park, CA (US); **Calvin Q. Seid**, Palo Alto, CA (US); **Christopher J. Stringer**, Portola Valley, CA (US); **Eugene Antony Whang**, San Francisco, CA (US); **Rico Zorkendorfer**, San Francisco, CA (US)

(73) Assignee: **Apple Inc.**, Cupertino, CA (US)

(**) Term: **14 Years**

(21) Appl. No.: **29/282,025**

(22) Filed: **Jul. 10, 2007**

Related U.S. Application Data

(63) Continuation of application No. 29/237,230, filed on Aug. 24, 2005, now Pat. No. Des. 549,237.

(51) **LOC (8) Cl.** **14-03**

(52) **U.S. Cl.** **D14/496**

(58) **Field of Classification Search** D14/496,
 D14/401, 435, 474, 483, 217, 137, 138, 160,
 D14/168; 345/156, 169, 173-179, 905; 715/727-729,
 715/864; 455/11.1, 7, 73, 344-347, 93, 95;
 370/342-344; 369/1, 2, 6, 12; 463/43-47;
 273/148 B

See application file for complete search history.

(56) **References Cited**

U.S. PATENT DOCUMENTS

D264,969 S 6/1982 McGourty

(Continued)

FOREIGN PATENT DOCUMENTS

CN 3260632D 10/2002

(Continued)

OTHER PUBLICATIONS

Apple iPOD, product sheet, Mac Mall.com (on line), (c) 2005-2005, (retrieved on Aug. 25, 2007) retrieved on internet <URL:http://www.Macmall.com, 2 pages.

(Continued)

Primary Examiner—Prabhakar Deshmukh
(74) *Attorney, Agent, or Firm*—Sterne, Kessler, Goldstein & Fox P.L.L.C.

(57) **CLAIM**

We claim the ornamental design for a media device, substantially as shown and described.

DESCRIPTION

FIG. 1 is a perspective view of a media device embodying our new design.

FIG. 2 is a front view for the media device.

FIG. 3 is a rear view for the media device.

FIG. 4 is a top view for the media device.

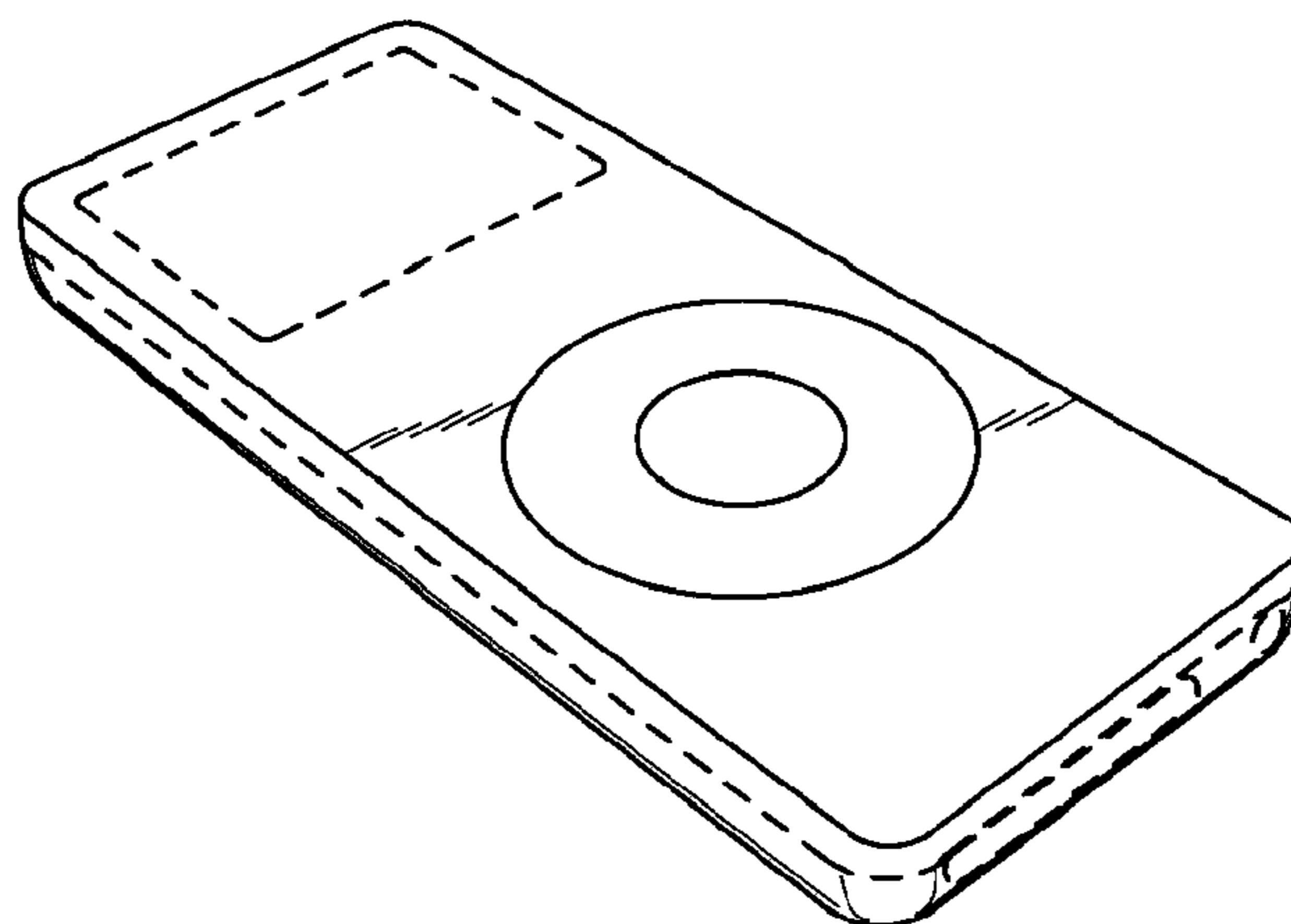
FIG. 5 is a bottom view for the media device.

FIG. 6 is a right side view for the media device; and,

FIG. 7 is a left side view for the media device.

The broken lines are for illustrative purpose only and form no part of the claimed design.

1 Claim, 2 Drawing Sheets



U.S. PATENT DOCUMENTS

4,976,435 A 12/1990 Shaford et al.
 5,192,082 A 3/1993 Inoue et al.
 5,661,632 A 8/1997 Register
 D412,940 S 8/1999 Kato et al.
 5,964,661 A 10/1999 Dodge
 D425,885 S 5/2000 Amron
 D430,169 S 8/2000 Scibora
 6,122,526 A 9/2000 Parulski et al.
 D432,523 S 10/2000 Grinkus et al.
 D437,860 S 2/2001 Suzuki et al.
 6,227,966 B1 5/2001 Yokoi
 6,254,477 B1 7/2001 Sasaki et al.
 6,262,785 B1 7/2001 Kim
 D448,810 S 10/2001 Goto
 D450,713 S 11/2001 Masamitsu et al.
 6,314,483 B1 11/2001 Goto et al.
 D452,250 S 12/2001 Chan
 D455,793 S 4/2002 Lin
 D468,365 S 1/2003 Bransky et al.
 D469,109 S 1/2003 Andre et al.
 D472,245 S 3/2003 Andre et al.
 D473,207 S 4/2003 Tanio
 6,591,085 B1 7/2003 Grady
 6,593,914 B1 * 7/2003 Nuovo et al. 345/169
 D483,809 S 12/2003 Lim
 D486,813 S 2/2004 Chun
 D489,052 S * 4/2004 Shiraki et al. D14/156
 D489,731 S 5/2004 Huang
 D490,068 S 5/2004 Chen
 D492,323 S 6/2004 Wang
 D494,188 S 8/2004 Huang
 D497,618 S 10/2004 Andre et al.
 D499,423 S 12/2004 Bahroocha et al.
 D499,424 S 12/2004 Bahroocha
 D504,442 S * 4/2005 Kim D14/496
 D506,476 S 6/2005 Andre et al.
 D507,003 S 7/2005 Pai et al.
 D507,277 S 7/2005 Sitoh
 6,920,344 B2 7/2005 Jang
 D509,833 S 9/2005 Yang
 D510,937 S 10/2005 Tsai
 D511,347 S 11/2005 Nanuki
 D511,529 S 11/2005 Sassano
 D512,403 S 12/2005 Yang
 6,977,675 B2 12/2005 Kotzin
 D513,512 S 1/2006 Tsai
 D514,120 S 1/2006 Chan
 D514,121 S 1/2006 Johnson
 D514,589 S 2/2006 Chen
 D515,099 S 2/2006 Lee
 D515,546 S 2/2006 Mu
 D516,576 S 3/2006 Ive et al.
 D517,088 S 3/2006 Chong et al.
 D518,290 S 4/2006 Andre et al.
 D519,523 S 4/2006 Chiu et al.
 D520,020 S 5/2006 Senda et al.
 7,046,230 B2 5/2006 Zadesky et al.
 D525,986 S 8/2006 Kim

D538,298 S * 3/2007 Naruki D14/496
 D539,306 S * 3/2007 Naruki D14/496
 7,203,529 B2 * 4/2007 Kim et al. 455/575.1
 D549,237 S 8/2007 Andre et al.
 7,281,214 B2 * 10/2007 Fadell 715/745
 2004/0224638 A1 11/2004 Fadell et al.

FOREIGN PATENT DOCUMENTS

CN	3260633D	10/2002
CN	3269799D	12/2002
CN	3286007D	4/2003
CN	3287344D	4/2003
CN	3331371D	10/2003
CN	3339759D	12/2003
CN	3375890D	6/2004
CN	3380859D	7/2004
CN	3389184D	9/2004
CN	3389185D	9/2004
CN	3453893D	6/2005
CN	3453894D	6/2005
CN	3453909D	6/2005
CN	3468582D	8/2005
CN	3468598D	8/2005
CN	3480659D	10/2005
CN	3484184D	11/2005
CN	3490573D	12/2005
CN	3490574D	12/2005
CN	3509995D	3/2006
CN	3513646D	3/2006
CN	3518964D	4/2006
CN	3518979D	4/2006
CN	3534319D	6/2006
CN	3543434D	7/2006
CN	3545312D	7/2006
CN	3549064D	8/2006

OTHER PUBLICATIONS

Apple iPod U2 special edition (20GB), product sheet, Selector.com (on line), (c) 1998-2004, (retrieved on Aug. 25, 2007) retrieved on internet <URL:http://www.selectmore.com, 4 pages.
 Apple iPod U2 special edition black, product sheet, Winbuyer.com (on line), (retrieved on Aug. 25, 2007) retrieved on internet <URL:http://www.winbuyer.com, 4 pages.
 Black iPod player, product sheet, Satsig.ntblack-ipod.htm. (c) 2007, (retrieved on internet on Aug. 8, 2007), 1 page.
 U.S. Appl. No. 29/224,220, filed Feb. 25, 2005.
 U.S. Appl. No. 29/237,096, filed Aug. 24, 2005.
 U.S. Appl. No. 29/237,229, filed Aug. 24, 2005.
 U.S. Appl. No. 29/237,235, filed Aug. 24, 2005.
 U.S. Appl. No. 29/237,226, filed Aug. 24, 2005.
 U.S. Appl. No. 29/255,274, filed Mar. 6, 2006.
 U.S. Appl. No. 29/237,224, filed Aug. 24, 2005.
 U.S. Appl. No. 29/237,228, filed Aug. 24, 2005.
 U.S. Appl. No. 29/237,225, filed Aug. 24, 2005.
 U.S. Appl. No. 29/237,231, filed Aug. 24, 2005.
 U.S. Appl. No. 29/255,294, filed Mar. 6, 2005.
 U.S. Appl. No. 29/237,090, filed Aug. 24, 2005.
 U.S. Appl. No. 29/237,232, filed Aug. 24, 2005.

* cited by examiner

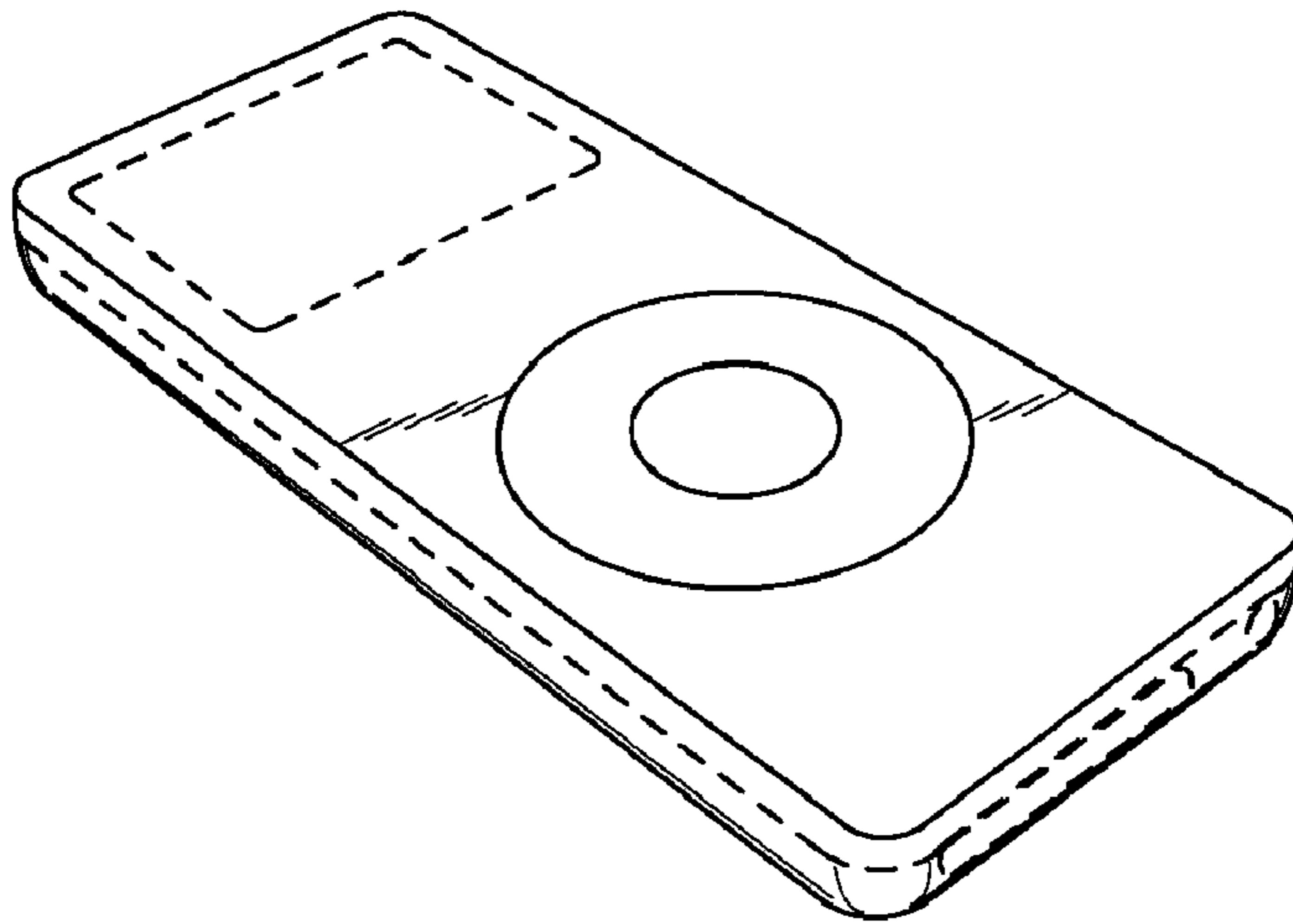


FIG. 1

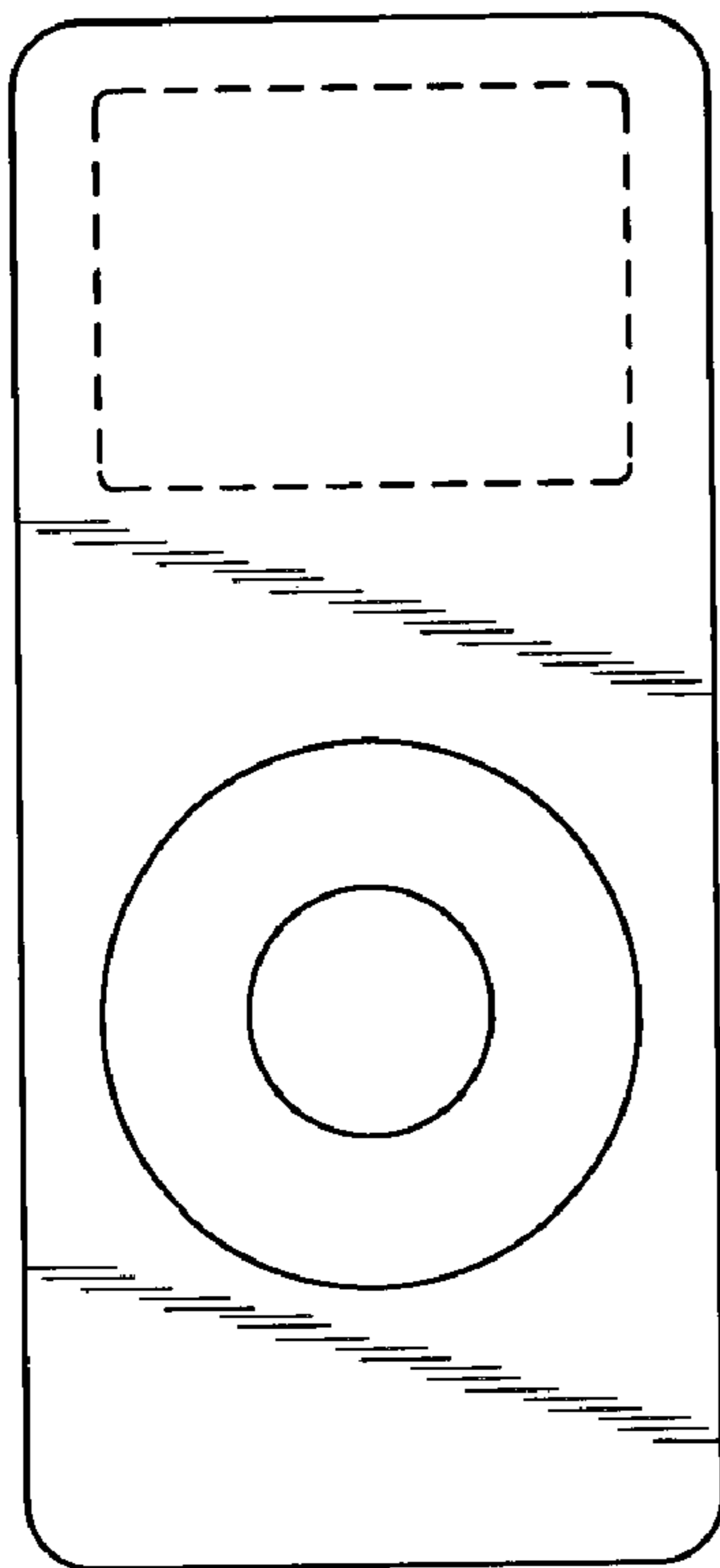


FIG. 2

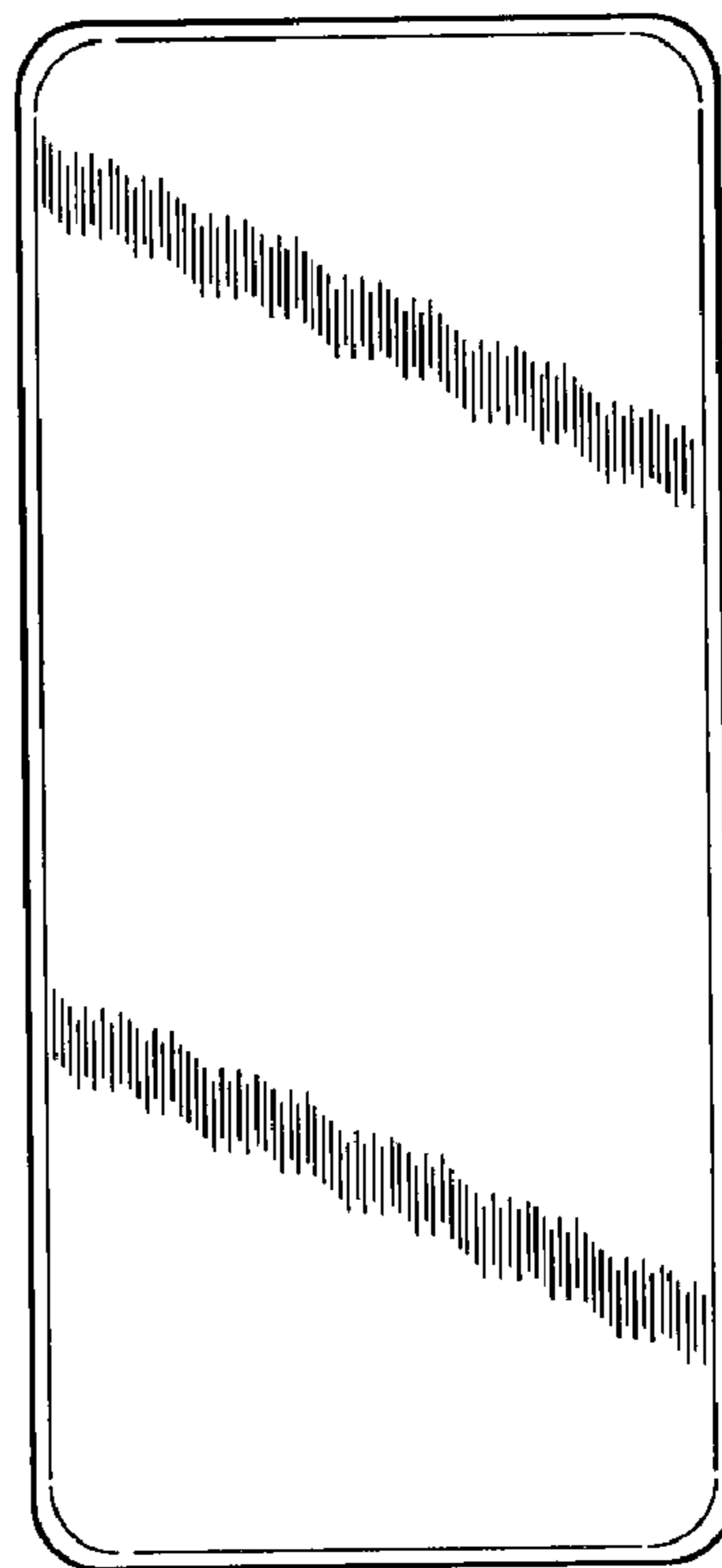


FIG. 3



FIG. 4

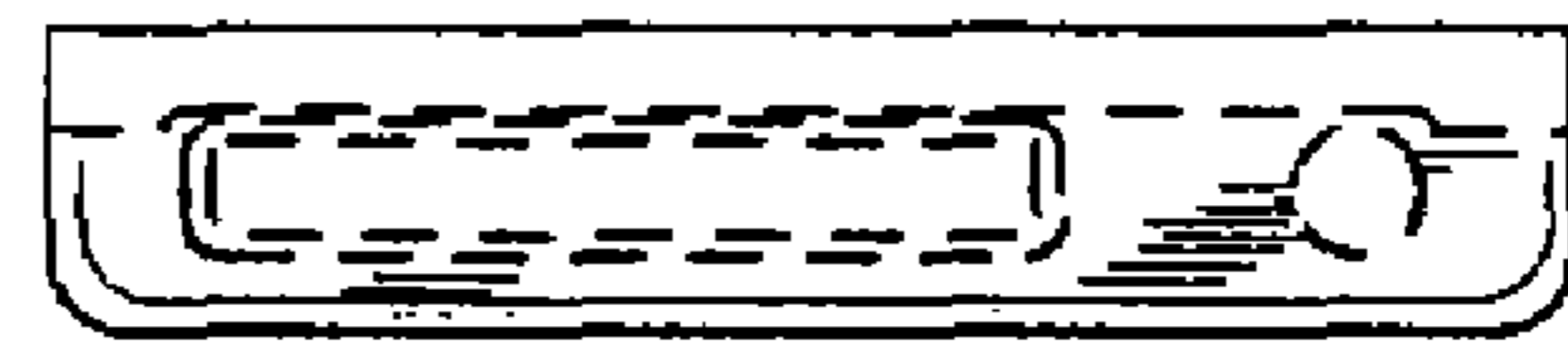


FIG. 5

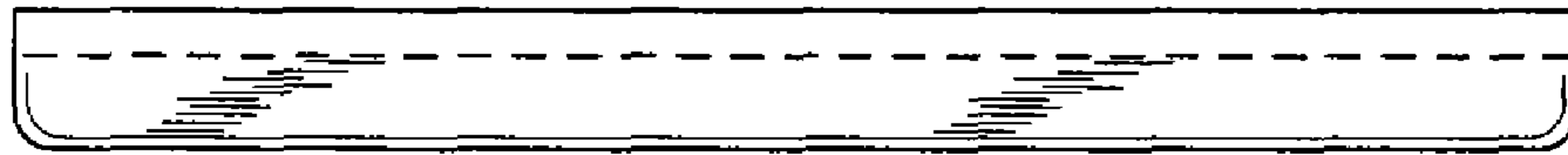


FIG. 6



FIG. 7