

US00D570366S

(12) **United States Design Patent** (10) **Patent No.:** **US D570,366 S**  
**Sadler et al.** (45) **Date of Patent:** **\*\* Jun. 3, 2008**

(54) **TRANSITIONAL IMAGE FOR A PORTION OF A DISPLAY SCREEN**  
(75) Inventors: **Jennifer L. Sadler**, Seattle, WA (US);  
**Nerea Armendariz**, Seattle, WA (US)  
(73) Assignee: **Microsoft Corporation**, Redmond, WA (US)  
(\*\*) Term: **14 Years**  
(21) Appl. No.: **29/246,994**  
(22) Filed: **May 23, 2006**

D526,655 S \* 8/2006 McDougall et al. .... D14/485  
D527,736 S \* 9/2006 McDougall et al. .... D14/485  
D528,549 S \* 9/2006 McLees et al. .... D14/485  
D529,506 S \* 10/2006 McLees et al. .... D14/485  
D529,509 S \* 10/2006 Stabb ..... D14/485  
D536,342 S \* 2/2007 Stabb ..... D14/487  
D541,810 S \* 5/2007 Cummins et al. .... D14/487  
D544,878 S \* 6/2007 Cummins et al. .... D14/487  
D550,230 S \* 9/2007 Tolle ..... D14/487  
D550,232 S \* 9/2007 Tolle ..... D14/487  
D553,624 S \* 10/2007 Totten et al. .... D14/485

\* cited by examiner

*Primary Examiner*—Melanie H Tung  
(74) *Attorney, Agent, or Firm*—Banner & Witcoff, Ltd.

**Related U.S. Application Data**

(63) Continuation of application No. 29/246,933, filed on May 22, 2006.  
(51) **LOC (8) Cl.** ..... **14-04**  
(52) **U.S. Cl.** ..... **D14/488**  
(58) **Field of Classification Search** ..... D14/485–95;  
D18/24–33; D19/6; D20/11; D21/324–33;  
715/700–867, 973–77  
See application file for complete search history.

(57) **CLAIM**

The ornamental design for a transitional image for a portion of a display screen, as shown and described.

**DESCRIPTION**

FIG. 1 is a front view of a the first image of a transitional image for a portion of a display screen showing our new design; and,

FIG. 2 is a front view of the second image thereof.

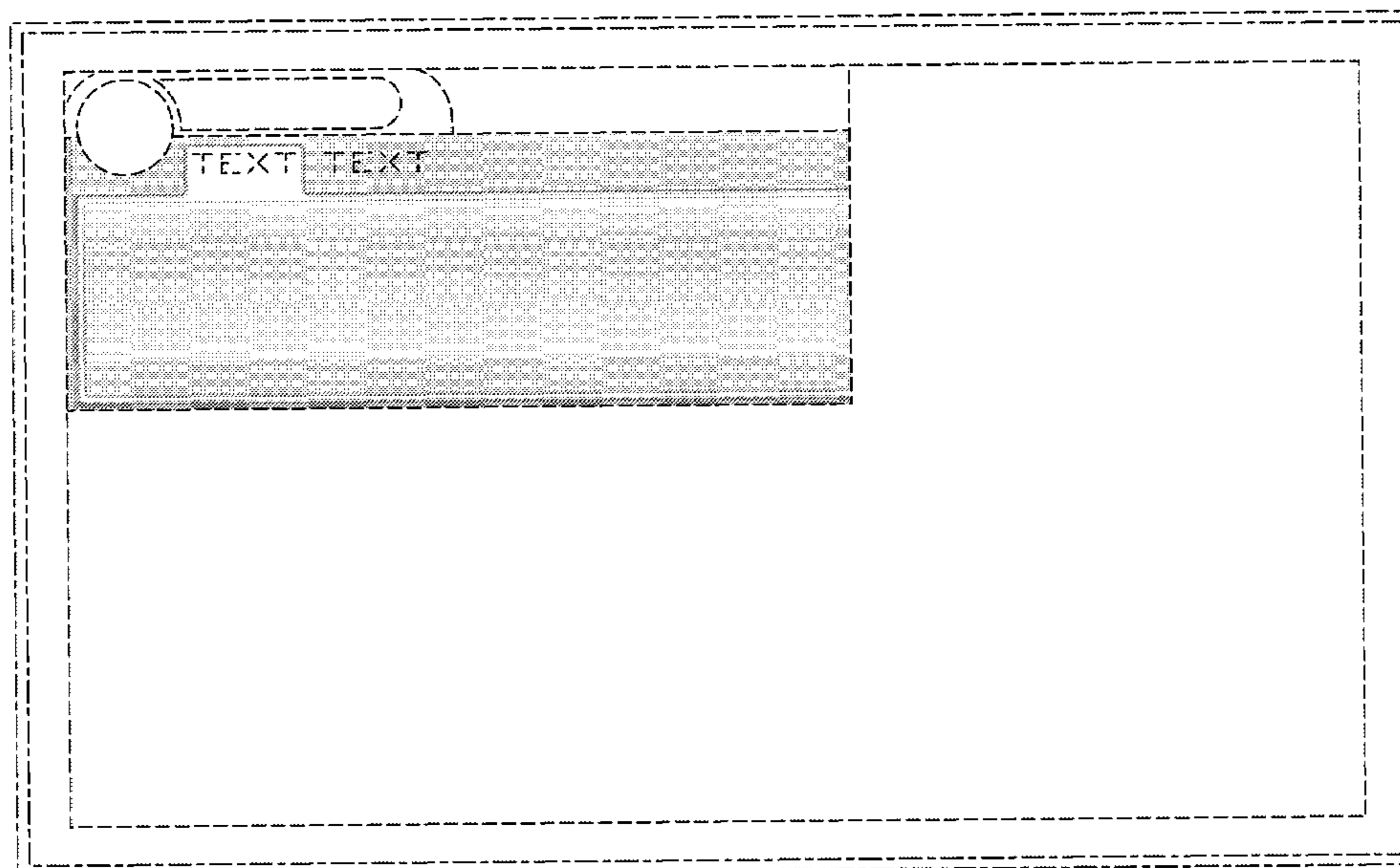
The appearance of the image transitions sequentially between the images shown in FIGS. 1–2. The process or period in which the first image transitions to the other forms no part of the claimed design. The disclaimed broken line text in regions of FIGS. 1 and 2 is for illustrative purposes only and forms no part of the claimed design. The broken line showing of the elements above the image and the unshaded areas within them form no part of the claimed design. The broken line showing of the portion of a display screen is for illustrative purposes only and forms no part of the claimed design.

(56) **References Cited**

**U.S. PATENT DOCUMENTS**

D421,974 S \* 3/2000 Coleman ..... D14/485  
D423,483 S \* 4/2000 Hodgson ..... D14/485  
D454,138 S \* 3/2002 Imamura et al. .... D14/486  
D470,153 S \* 2/2003 Billmaier et al. .... D14/486  
D496,665 S \* 9/2004 Billmaier et al. .... D14/485  
D501,214 S \* 1/2005 Melander et al. .... D14/487  
D513,009 S \* 12/2005 Hone ..... D14/486  
D522,525 S \* 6/2006 Melander et al. .... D14/487  
D522,527 S \* 6/2006 Hone et al. .... D14/488  
D522,528 S \* 6/2006 Hone et al. .... D14/488  
D523,440 S \* 6/2006 Hernandez et al. .... D14/486

**1 Claim, 2 Drawing Sheets**



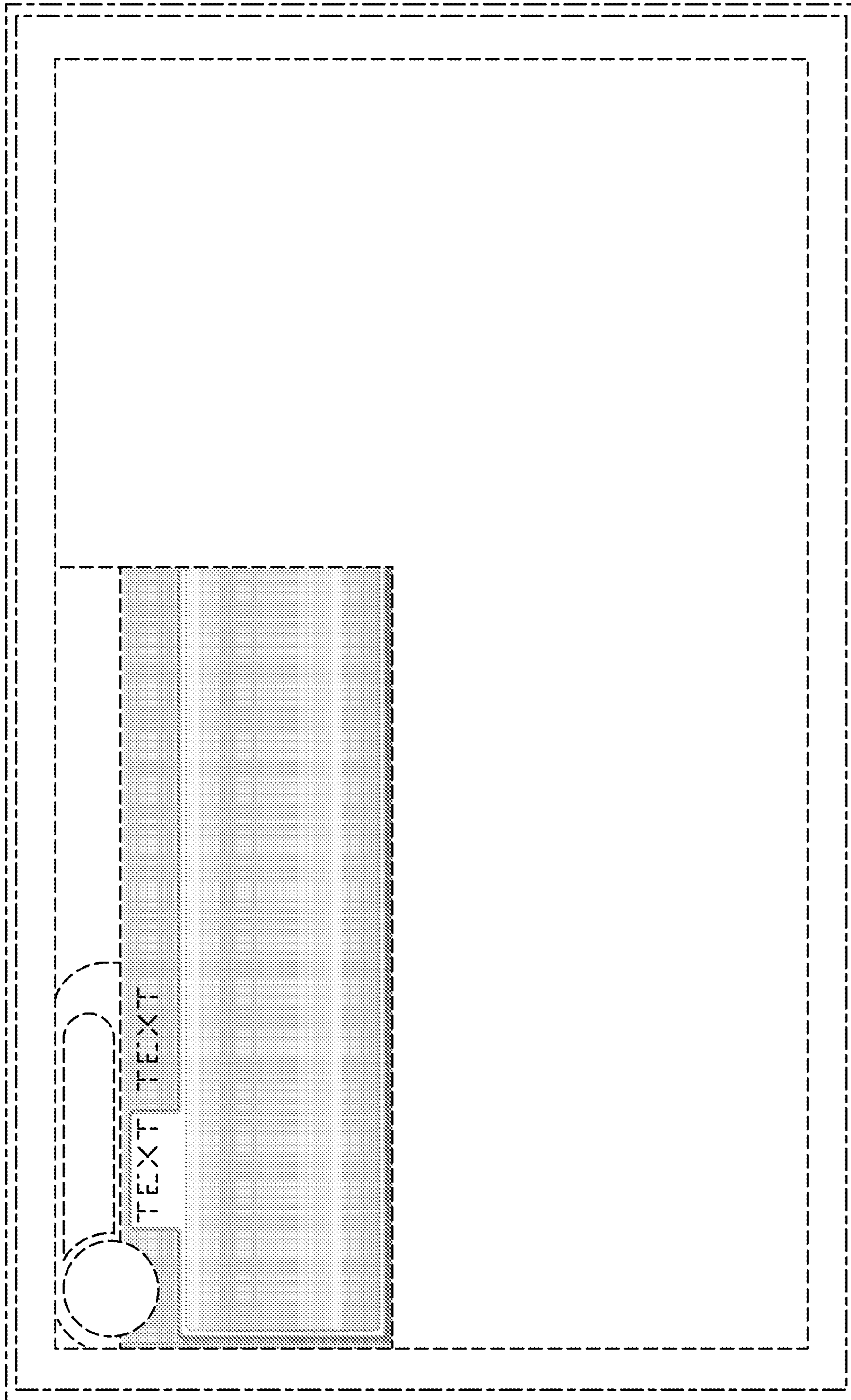


FIG. 1

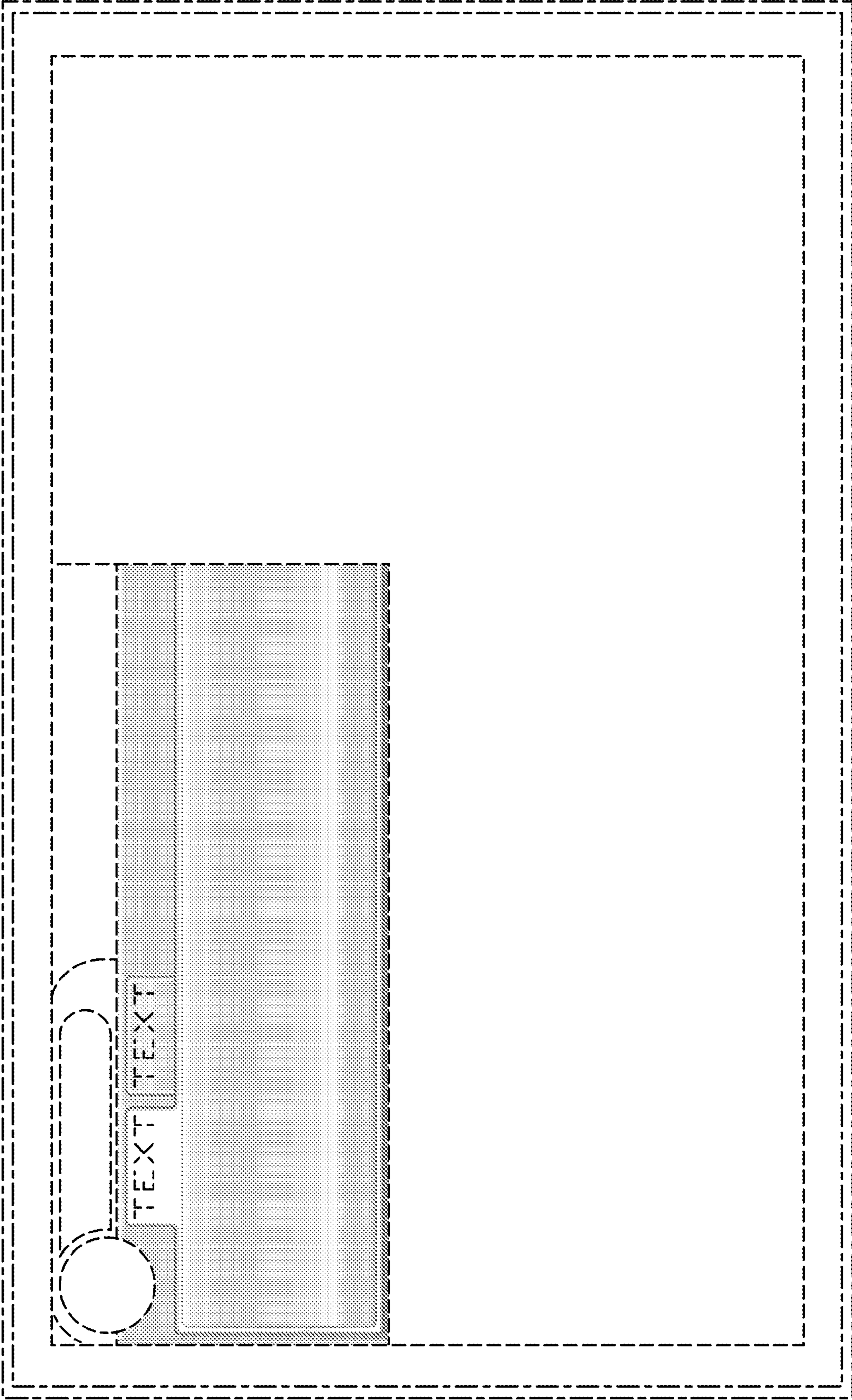


FIG. 2