

US00D570354S

(12) **United States Design Patent**
Deng et al.

(10) **Patent No.:** **US D570,354 S**
(45) **Date of Patent:** **** Jun. 3, 2008**

(54) **FRONT BEZEL FOR COMPUTER**

D484,510 S * 12/2003 Chen et al. D14/444
D485,275 S * 1/2004 Chen et al. D14/441

(75) Inventors: **Qiong Deng**, Shenzhen (CN);
Chun-Chi Liang, Taipei Hsien (TW);
Jiing-Renn Yu, Taipei Hsien (TW); **Yu Wang**, Shenzhen (CN)

FOREIGN PATENT DOCUMENTS

TW 405922 9/2000

* cited by examiner

(73) Assignee: **Hon Hai Precision Industry Co., Ltd.**,
Tu-Cheng, Taipei Hsien (TW)

Primary Examiner—Freda S Nunn

(74) *Attorney, Agent, or Firm*—Wei Te Chung

(**) Term: **14 Years**

(57) **CLAIM**

(21) Appl. No.: **29/276,708**

The ornamental design for a front bezel for computer, as shown and described.

(22) Filed: **Feb. 2, 2007**

DESCRIPTION

(30) **Foreign Application Priority Data**

Oct. 25, 2006 (CN) 2006 3 0154093

FIG. 1 is a perspective view of a front bezel for computer showing our new design;

FIG. 2 is a front elevational view thereof;

FIG. 3 is a left side elevational view thereof;

FIG. 4 is a right side elevational view thereof;

FIG. 5 is a top plan view thereof;

FIG. 6 is a bottom plan view thereof; and,

FIG. 7 is a perspective view thereof being mounted to a computer enclosure.

Broken lines are for illustrative purposes only and form no part of the claimed design.

(51) **LOC (8) Cl.** **14-02**

(52) **U.S. Cl.** **D14/444**

(58) **Field of Classification Search** D14/441-446,
D14/308; D13/162, 184, 199; 312/223.1,
312/223.2; 361/680-686, 690-696; 369/14,
369/34.01, 36.01

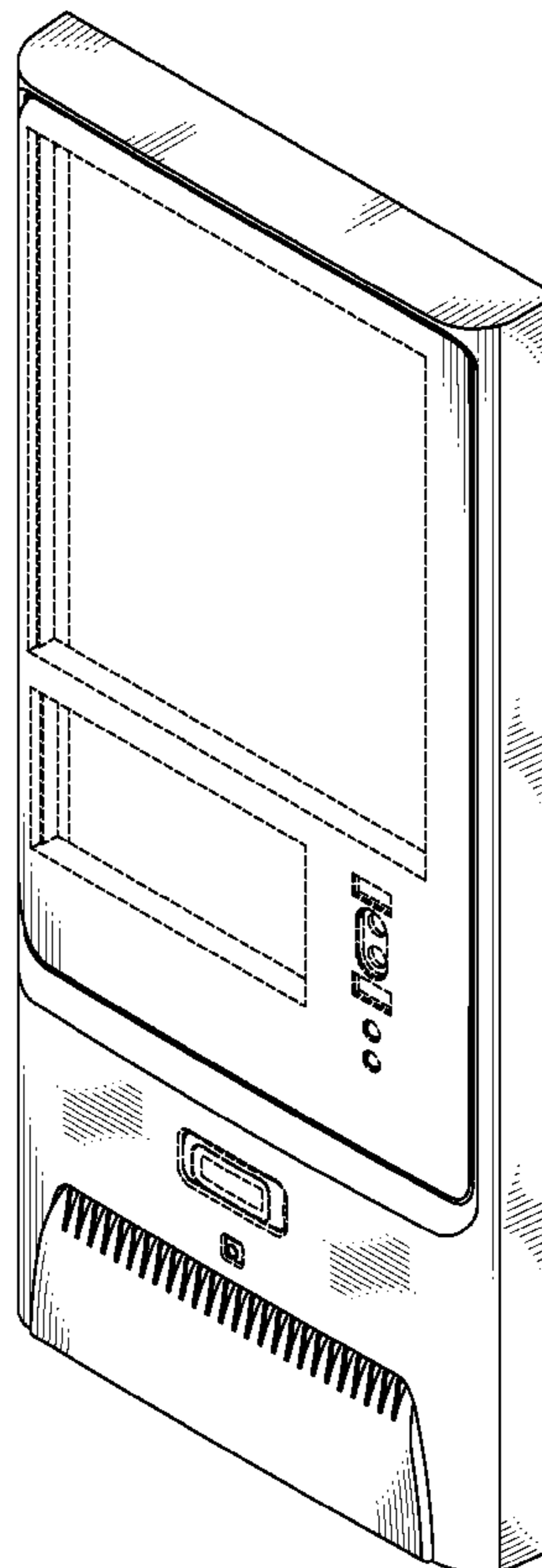
See application file for complete search history.

(56) **References Cited**

U.S. PATENT DOCUMENTS

D390,840 S * 2/1998 Autry et al. D14/441

1 Claim, 7 Drawing Sheets



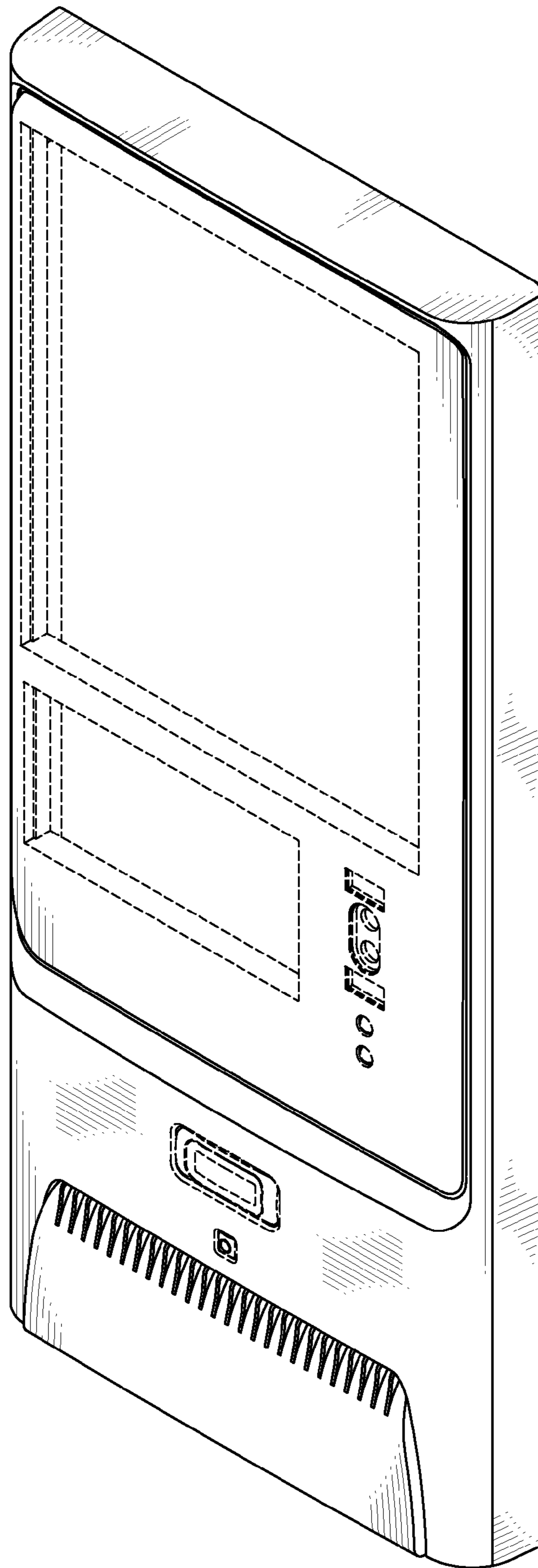


FIG. 1

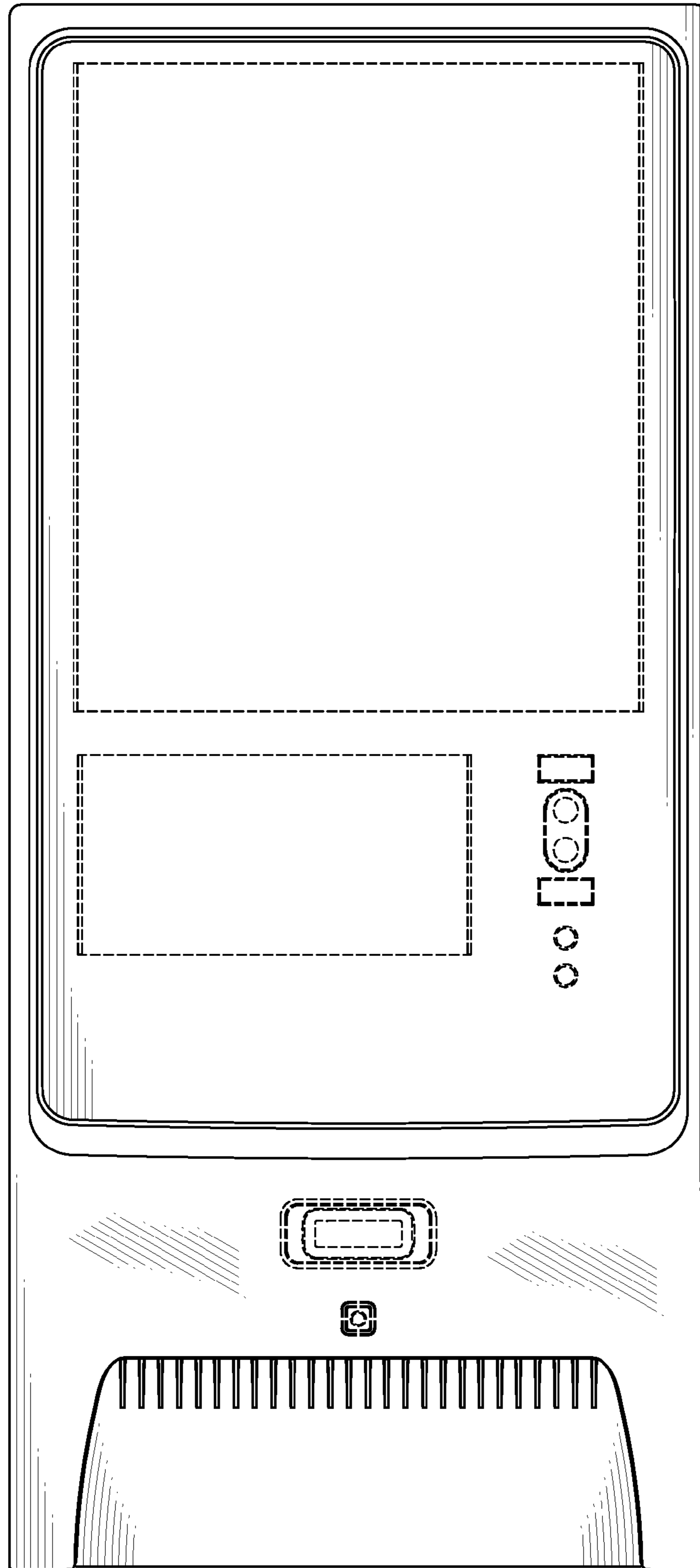


FIG. 2

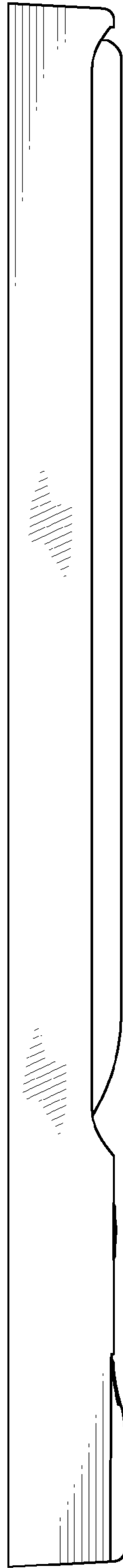


FIG. 3




FIG. 4



FIG. 5

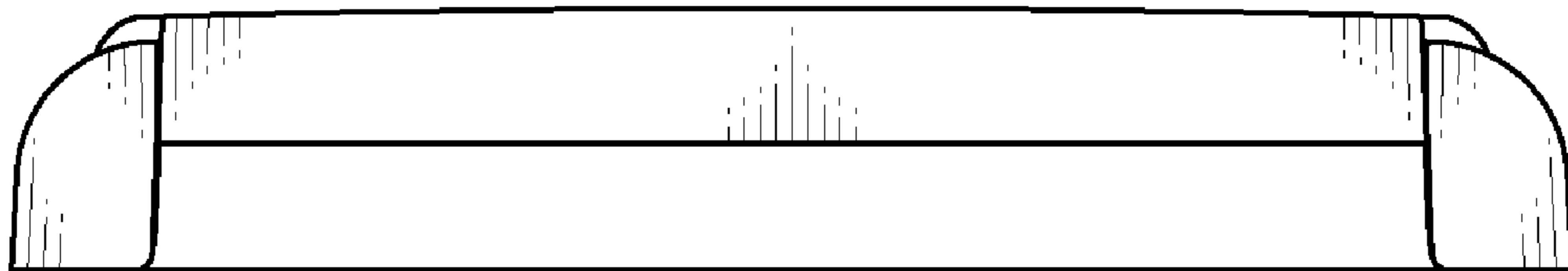


FIG. 6

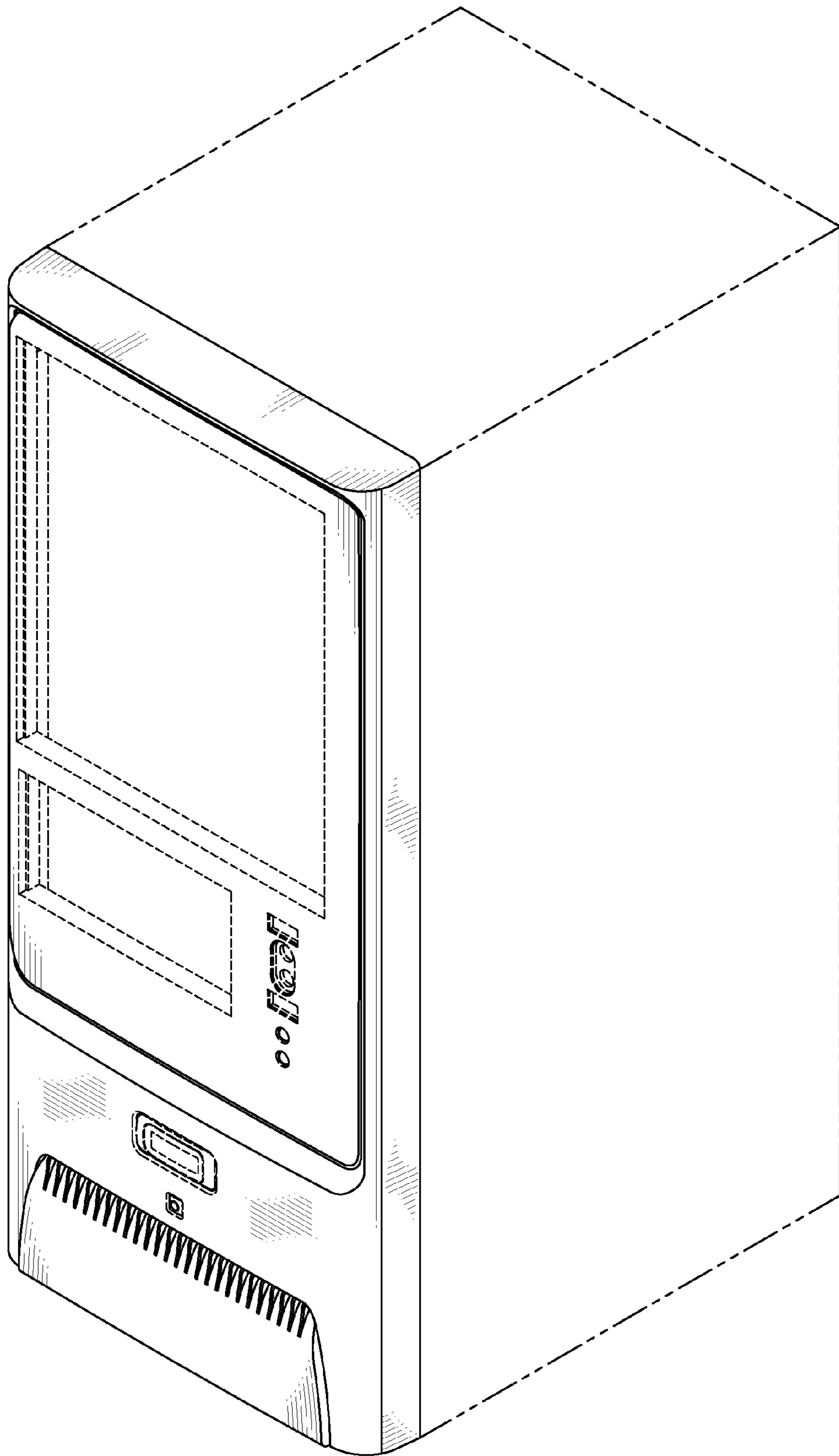


FIG. 7