



US00D570353S

(12) **United States Design Patent**
Chen et al.

(10) **Patent No.:** **US D570,353 S**
(45) **Date of Patent:** **** Jun. 3, 2008**

(54) **COMPUTER FRONT BEZEL**

Primary Examiner—Freda S Nunn
(74) *Attorney, Agent, or Firm*—Wei Te Chung

(75) Inventors: **Yun-Lung Chen**, Taipei Hsien (TW);
Ning-Bo Pan, Shenzhen (CN)

(57) **CLAIM**

(73) Assignee: **Hon Hai Precision Industry Co., Ltd.**,
Tu-Cheng, Taipei Hsien (TW)

The ornamental design for a computer front bezel, as shown and described.

(**) Term: **14 Years**

DESCRIPTION

(21) Appl. No.: **29/275,542**

FIG. 1 is a perspective view of the design for the computer front bezel wherein broken lines illustrate environmental features;

(22) Filed: **Dec. 29, 2006**

FIG. 2 is a front elevational view thereof;

(51) **LOC (8) Cl.** **14-02**

FIG. 3 is a left side elevational view thereof;

(52) **U.S. Cl.** **D14/444**

FIG. 4 is a right side elevational view thereof;

(58) **Field of Classification Search** D14/441-446,
D14/308; D13/162, 184, 199; 312/223.1,
312/223.2; 361/680-686, 690-696; 369/14,
369/34.01, 36.01

FIG. 5 is a top plan view thereof;

See application file for complete search history.

FIG. 6 is a bottom plan view thereof; and,

(56) **References Cited**

FIG. 7 is a perspective view thereof being mounted to a computer case which is shown in broken lines for illustrative purposes only and forms no part of the claimed design.

U.S. PATENT DOCUMENTS

In these drawings the solid lines illustrate the claimed ornamental design whereas the broken lines illustrate environmental features that form no part of the claimed ornamental design.

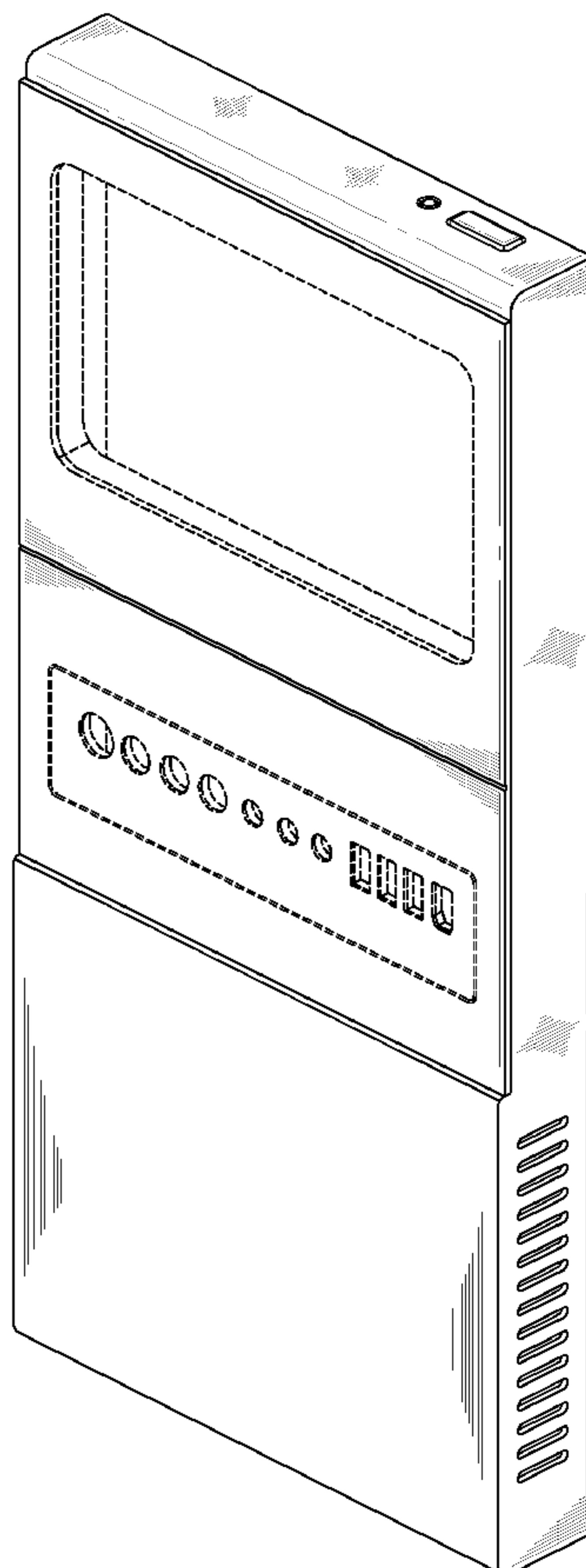
D390,840 S * 2/1998 Autry et al. D14/441

D484,510 S * 12/2003 Chen et al. D14/444

D485,275 S * 1/2004 Chen et al. D14/441

* cited by examiner

1 Claim, 7 Drawing Sheets



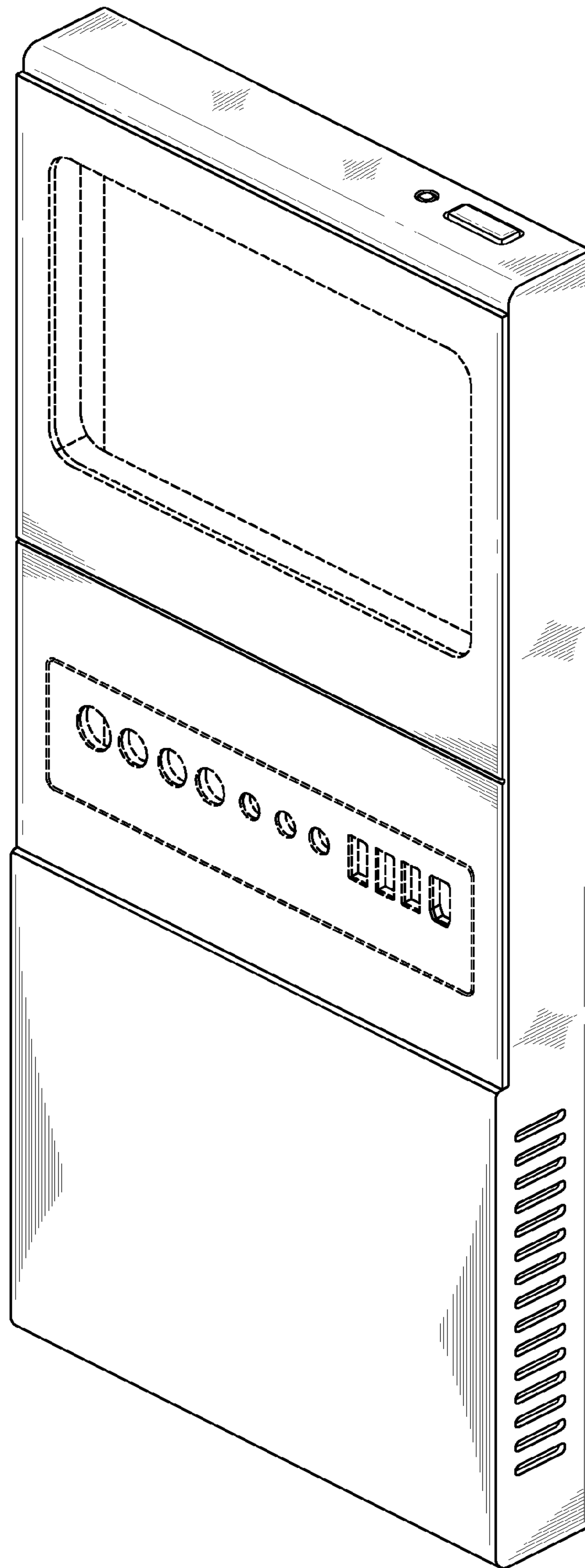


FIG. 1

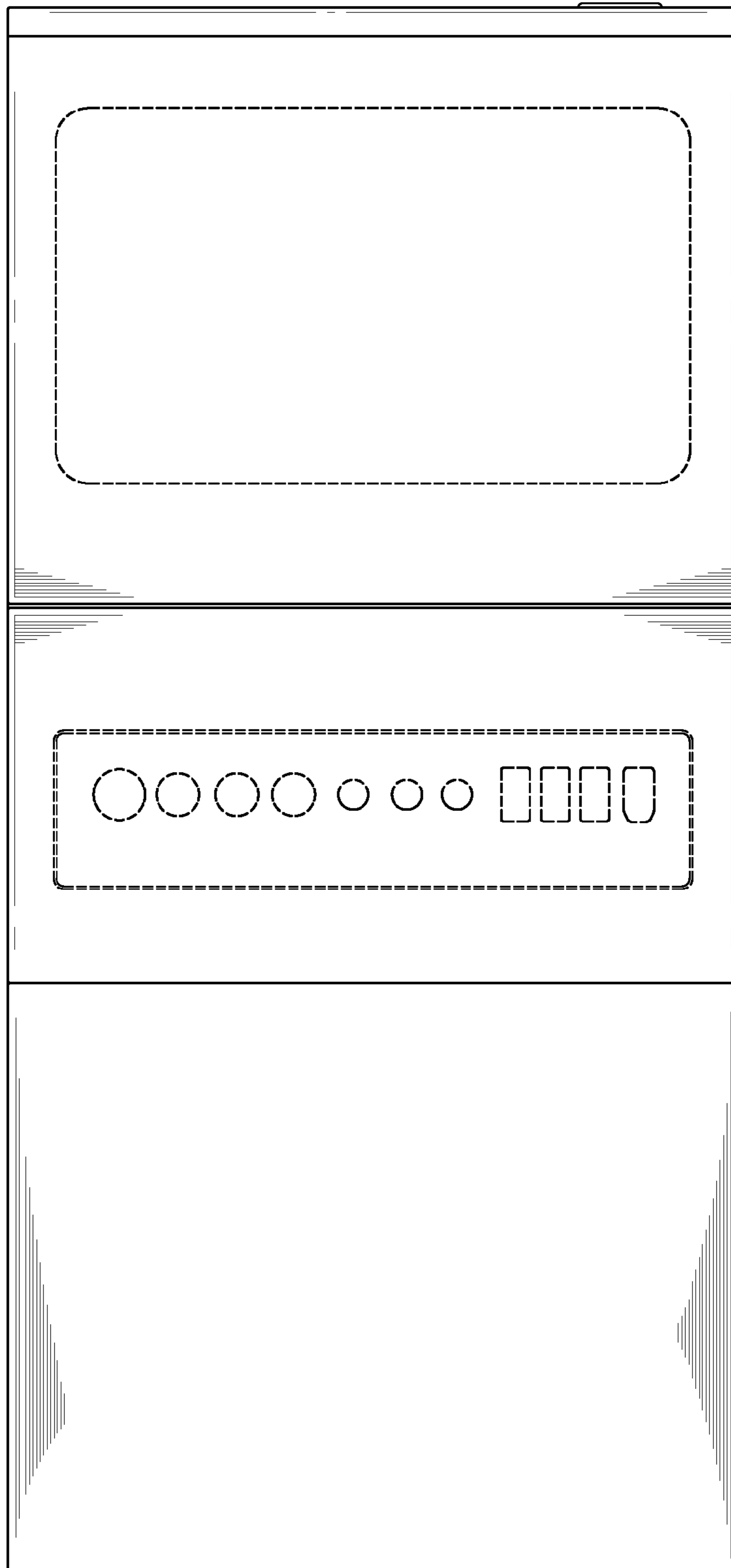


FIG. 2




FIG. 3




FIG. 4



FIG. 5



FIG. 6

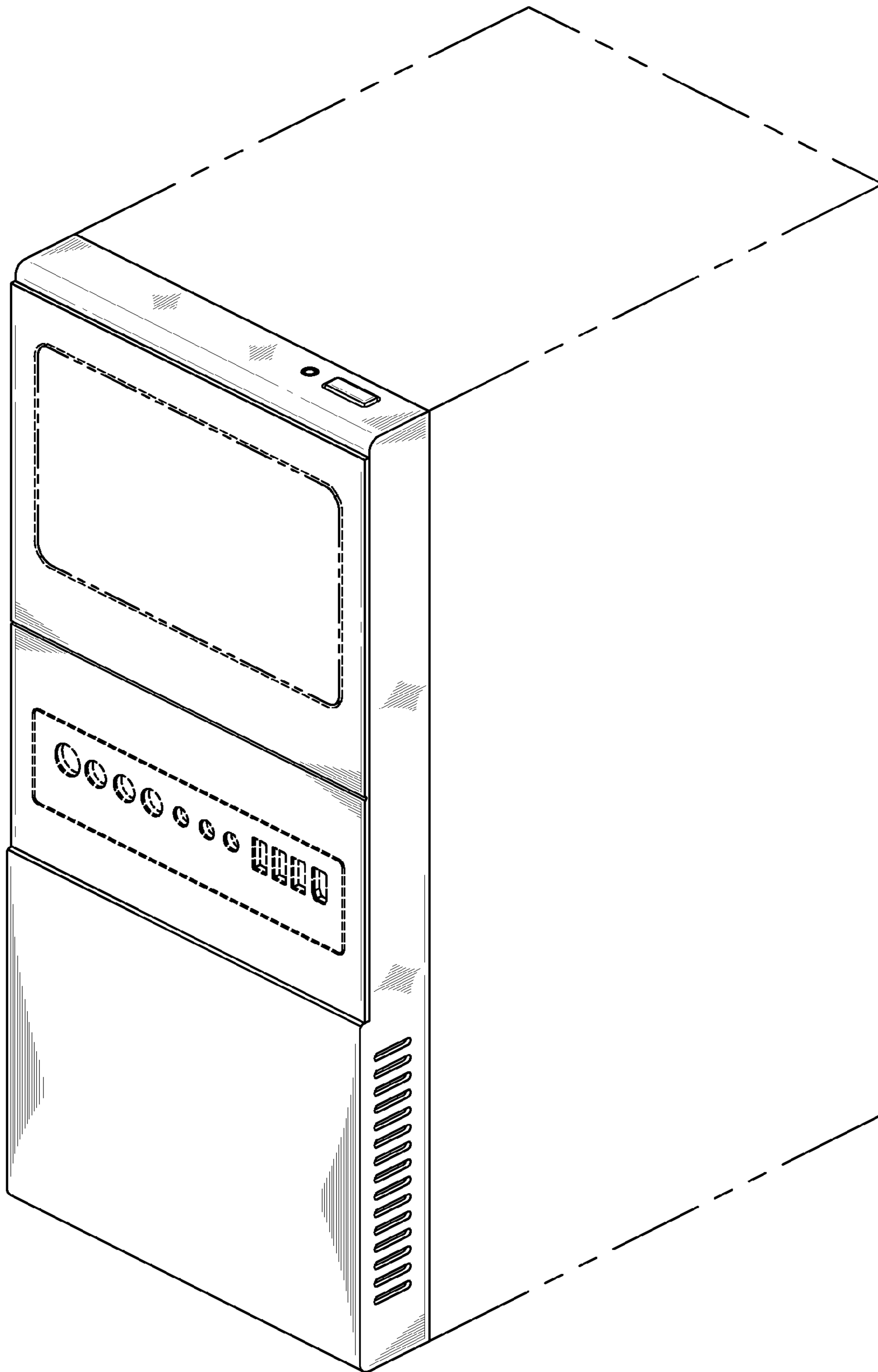


FIG. 7