

US00D570343S

(12) **United States Design Patent**
Yamada

(10) **Patent No.:** **US D570,343 S**

(45) **Date of Patent:** **** Jun. 3, 2008**

(54) **COMPUTER**

(75) Inventor: **Yoshinori Yamada**, Tokyo (JP)

(73) Assignee: **Sony Corporation**, Tokyo (JP)

(**) Term: **14 Years**

(21) Appl. No.: **29/269,456**

(22) Filed: **Dec. 1, 2006**

(30) **Foreign Application Priority Data**

Sep. 1, 2006 (JP) 2006-023407

(51) **LOC (8) Cl.** **14-02**

(52) **U.S. Cl.** **D14/318**

(58) **Field of Classification Search** D14/315-323;
D18/1, 2, 7, 11; 235/145 A, 145 R; 341/22,
341/23; 345/156, 168, 169, 172, 173, 87;
361/680-686, 690-695; 400/486, 489

See application file for complete search history.

(56) **References Cited**

U.S. PATENT DOCUMENTS

- 6,067,224 A * 5/2000 Nobuchi 361/683
- D479,841 S * 9/2003 Tago et al. D14/323
- D495,691 S * 9/2004 Takada et al. D14/318
- D501,006 S 1/2005 Yugaya
- D502,177 S 2/2005 Takada et al.
- D504,683 S 5/2005 Kim et al.
- D512,056 S 11/2005 Kim et al.
- D512,715 S 12/2005 Huang et al.
- D533,550 S 12/2006 Yamada
- 2002/0033795 A1* 3/2002 Shahoian et al. 345/156
- 2005/0017947 A1* 1/2005 Shahoian et al. 345/156

- 2005/0018396 A1* 1/2005 Nakajima et al. 361/683
- 2005/0041378 A1* 2/2005 Hamada et al. 361/680
- 2005/0088405 A1* 4/2005 Chu et al. 345/156

FOREIGN PATENT DOCUMENTS

- JP D1260425 S 12/2005
- TW D106618 9/2005

OTHER PUBLICATIONS

“Mebius”, ASCII, No. 533, p. 42, (Apr. 2005) Cited by JPO Design Publication Reference No. HA17003499, Office Action mailed Apr. 3, 2007.

Office Action (Taiwan), 4 sheets (Sep. 4, 1996).

* cited by examiner

Primary Examiner—Freda S Nunn

(74) *Attorney, Agent, or Firm*—Rader, Fishman & Grauer, PLLC

(57) **CLAIM**

The ornamental design for a computer, as shown.

DESCRIPTION

FIG. 1 is a perspective view of a computer showing my new design;

FIG. 2 is a front elevational view thereof;

FIG. 3 is a rear elevational view thereof;

FIG. 4 is a left side elevational view thereof;

FIG. 5 is a right side elevational view thereof;

FIG. 6 is a top plan view thereof; and,

FIG. 7 is a bottom plan view thereof.

1 Claim, 7 Drawing Sheets



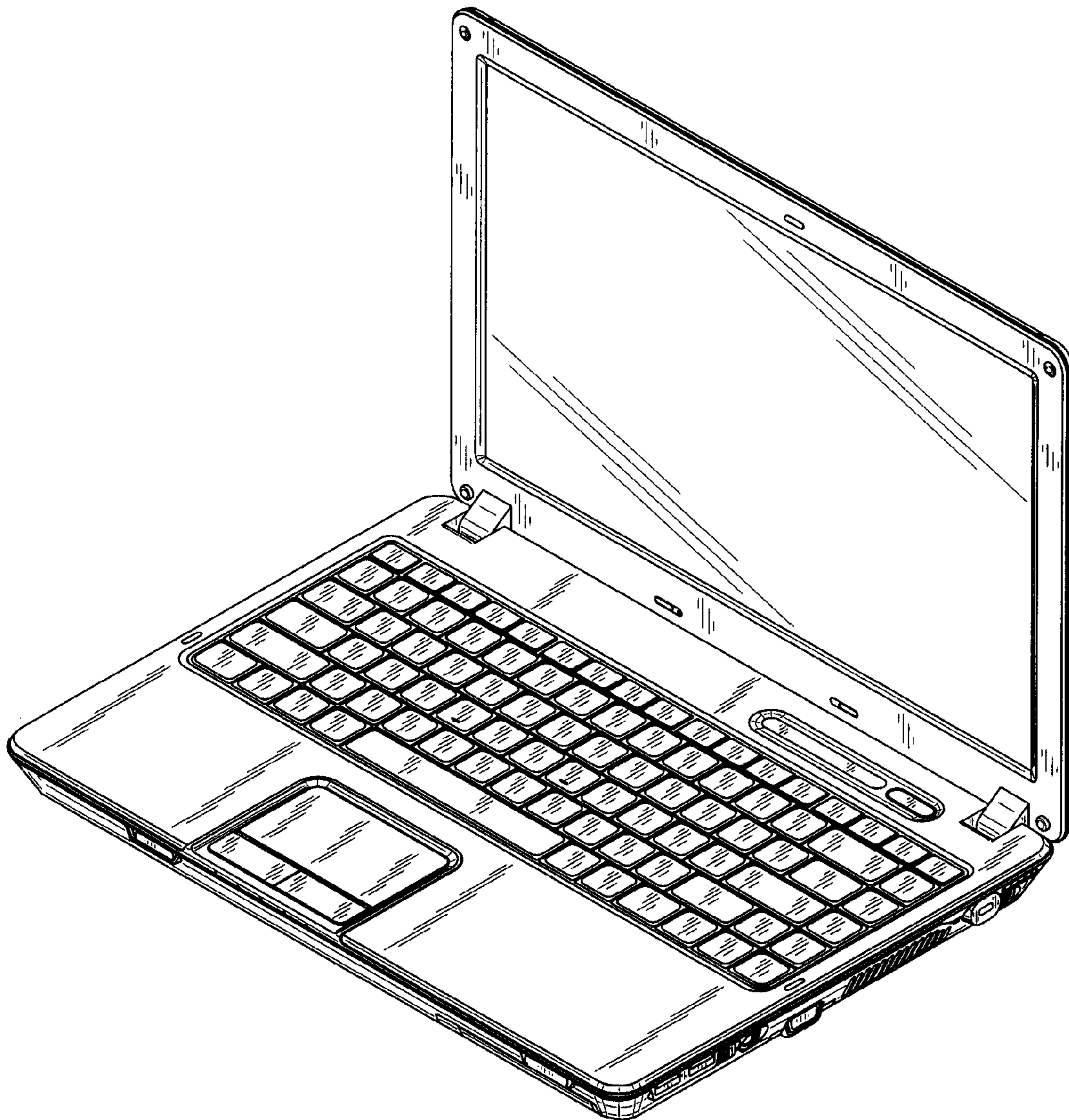


Fig. 1



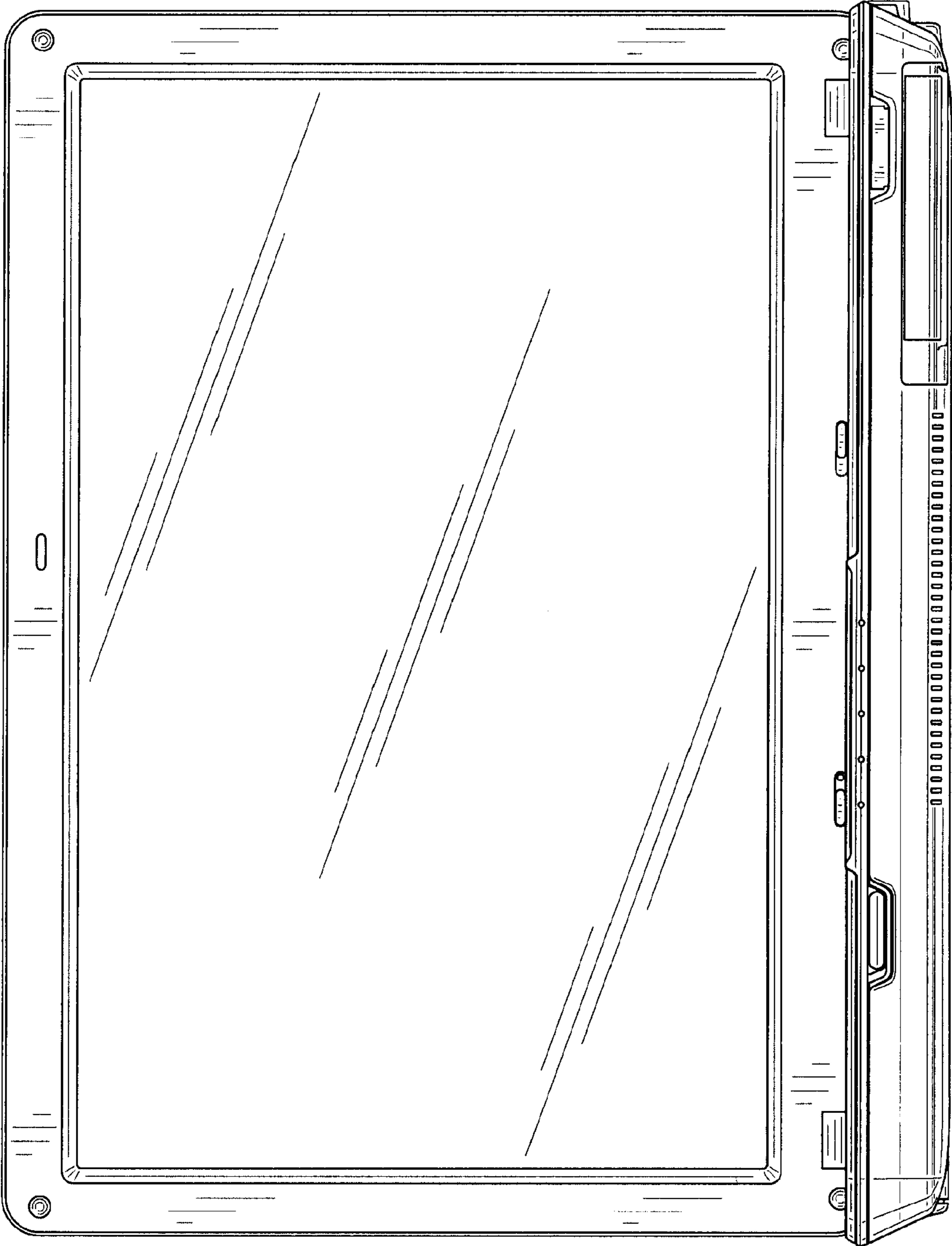


Fig.2




Fig.3

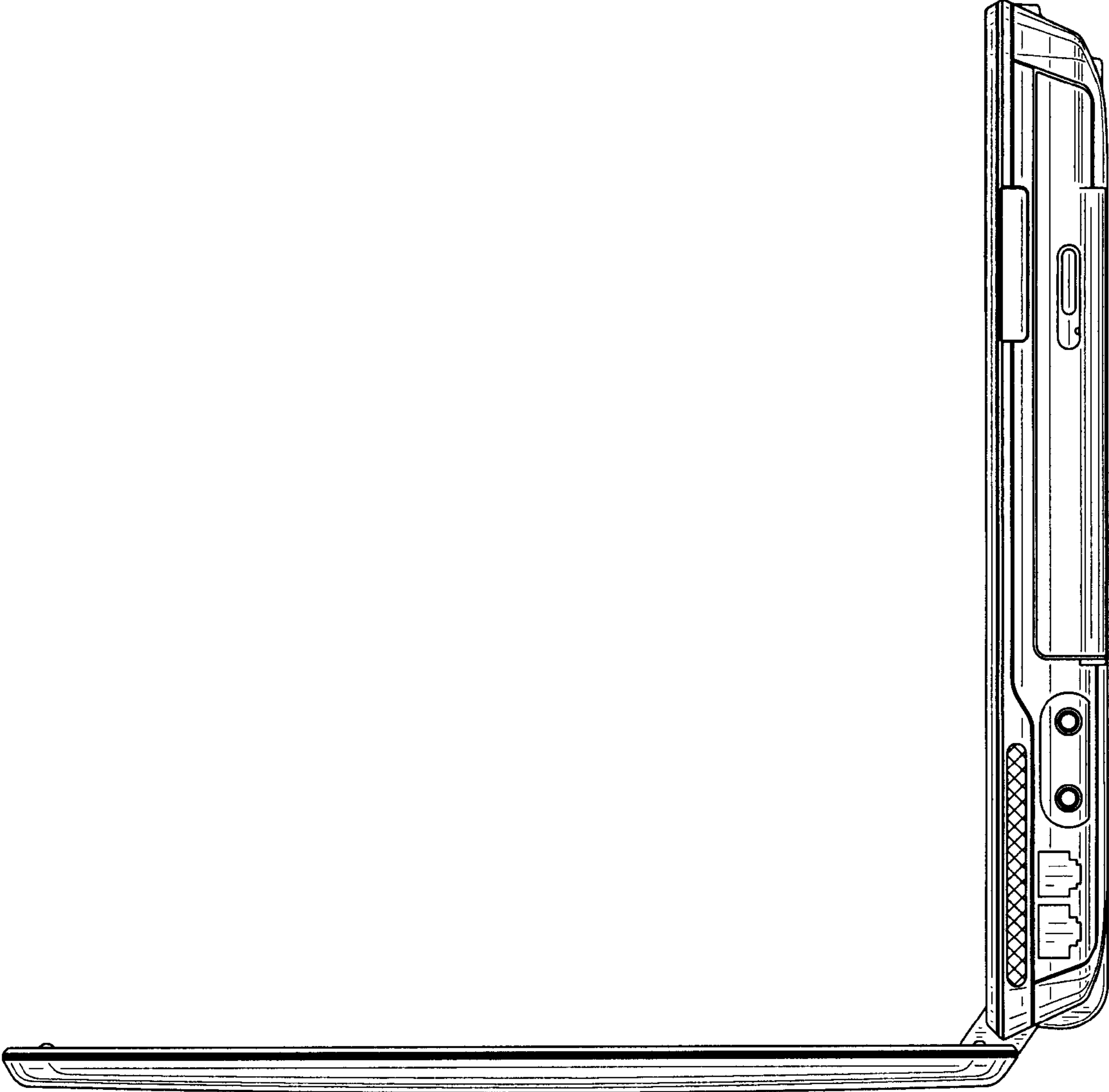


Fig.4

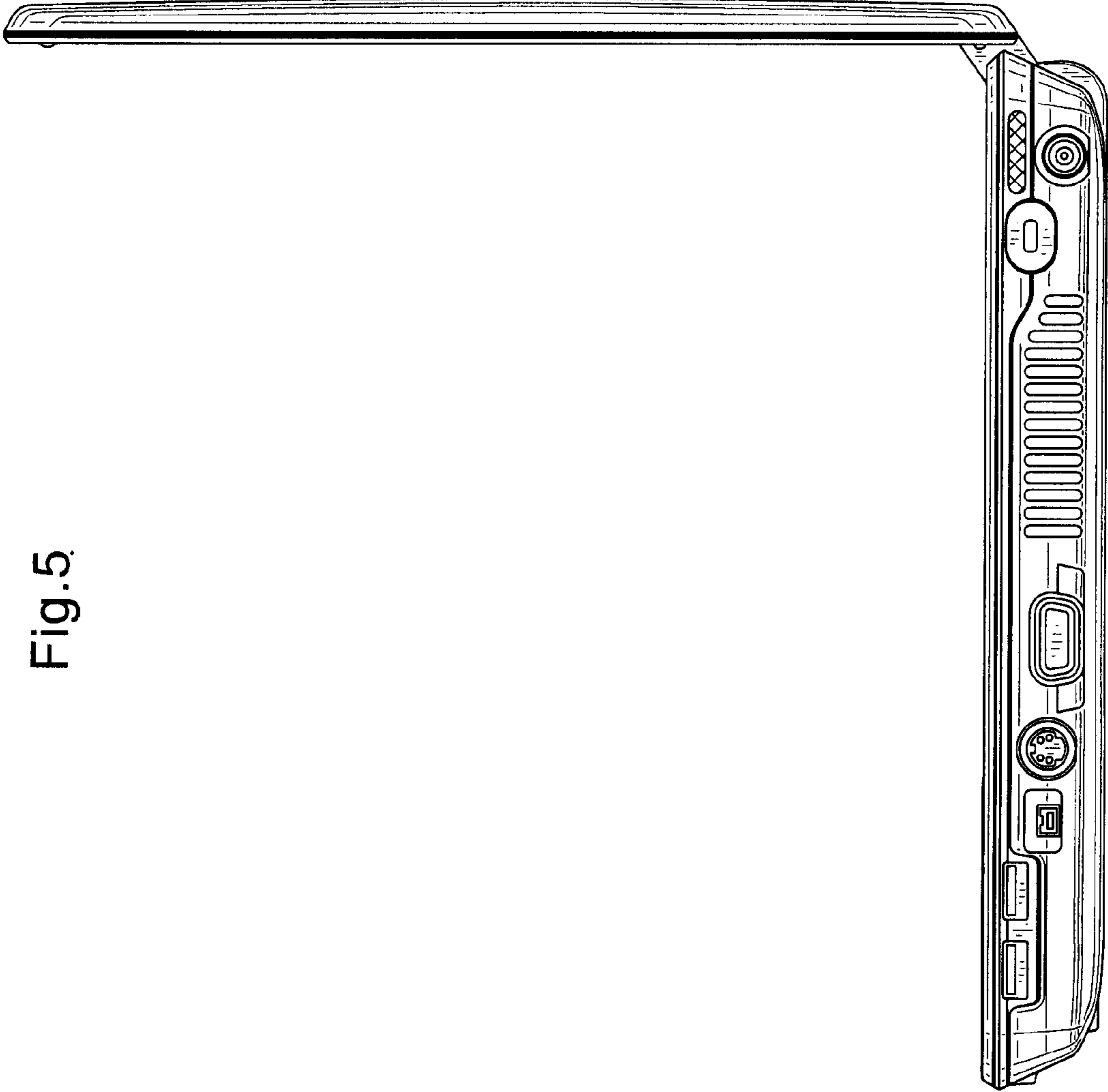


Fig. 5

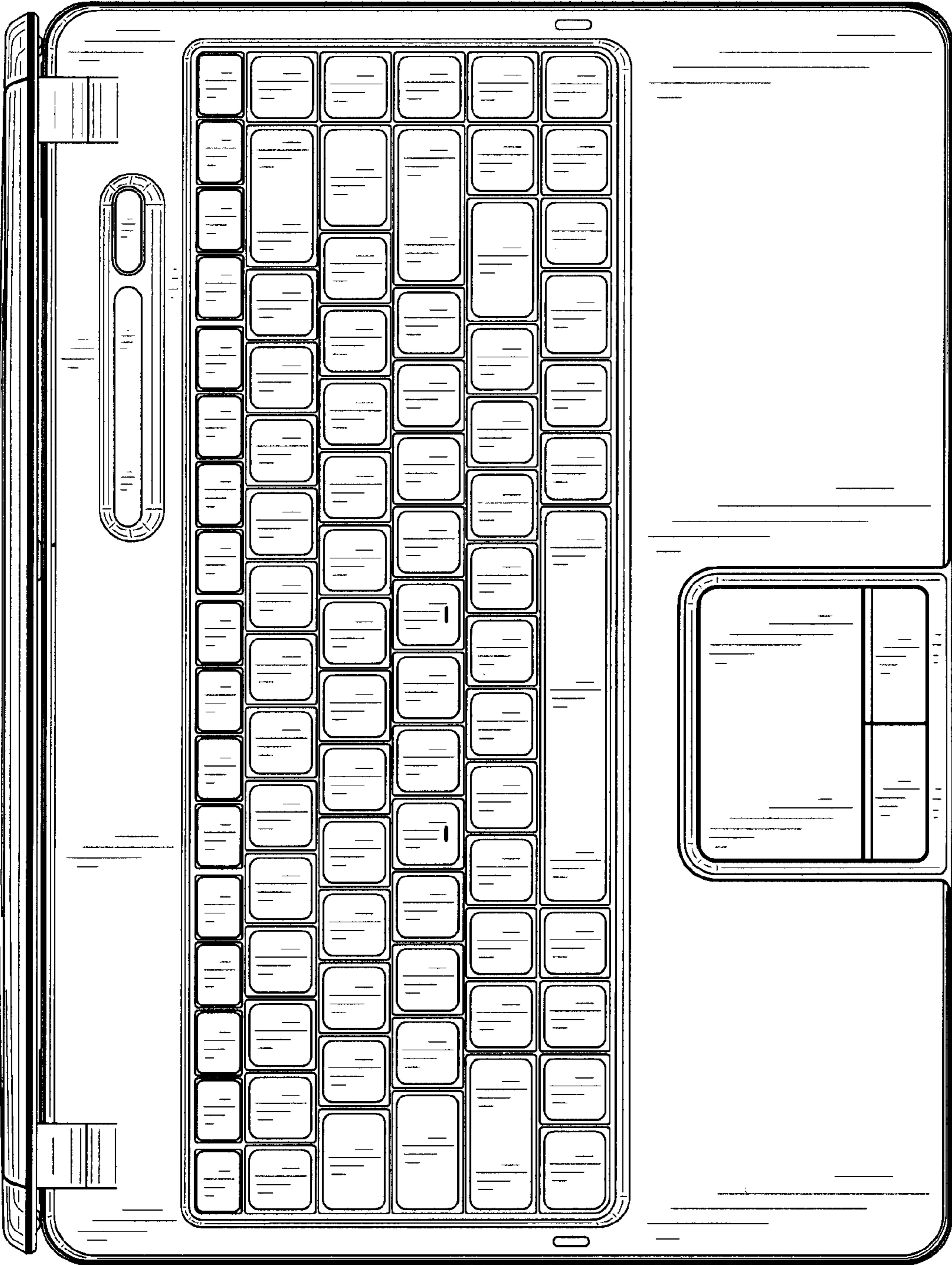


Fig.6

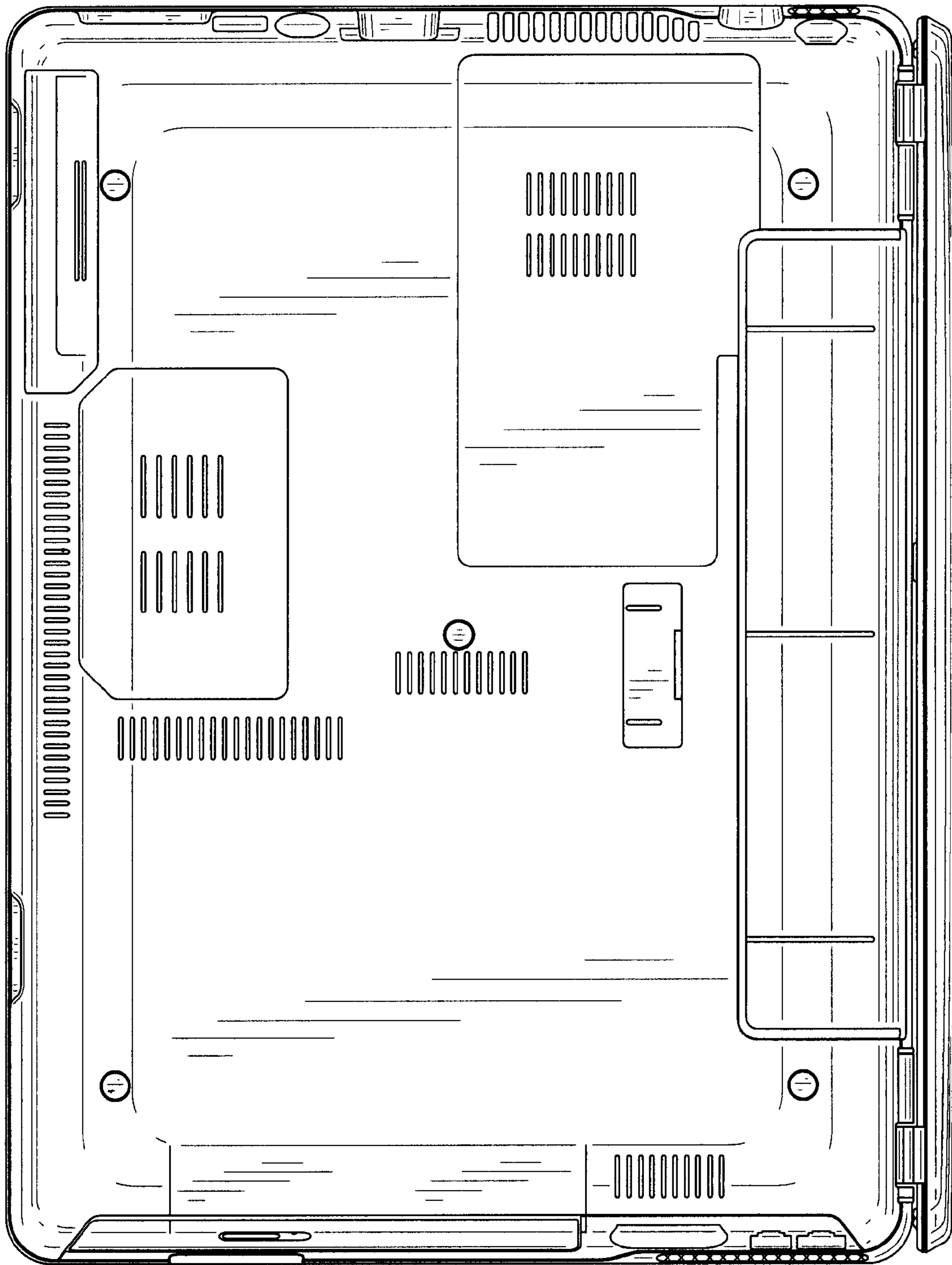


Fig. 7