

US00D570341S

(12) **United States Design Patent**
Cobb et al.

(10) **Patent No.:** **US D570,341 S**
(45) **Date of Patent:** **** Jun. 3, 2008**

(54) **SET OF KEY BUTTONS FOR A HANDSET**

(75) Inventors: **Jamie Cobb**, London (GB); **John-Rhys Newman**, Woodland Hills, CA (US)

(73) Assignee: **Nokia Corporation**, Espoo (FI)

(**) Term: **14 Years**

(21) Appl. No.: **29/283,482**

(22) Filed: **Aug. 15, 2007**

Related U.S. Application Data

(62) Division of application No. 29/253,653, filed on Feb. 10, 2006.

(51) **LOC (8) Cl.** **14-03**

(52) **U.S. Cl.** **D14/247**

(58) **Field of Classification Search** D14/137-138,
D14/147-148, 156, 218, 247-248, 341-347,
D14/496, 390, 399, 455, 456; D16/208;
D21/329, 331, 333, 517; 348/14.01-14.02;
361/814; 379/433.01-433.13; 455/90.3,
455/556.1-556.2, 566, 575.1, 575.3, 575.4;
D13/164, 168; 439/165; 343/702

See application file for complete search history.

(56) **References Cited**

U.S. PATENT DOCUMENTS

D508,035 S * 8/2005 Kim et al. D14/138
D519,966 S * 5/2006 Salmi et al. D14/138
D536,697 S * 2/2007 Fahlgren D14/247
D536,698 S * 2/2007 Fahlgren D14/247
D539,257 S * 3/2007 Obata et al. D14/138

D540,773 S * 4/2007 Meng et al. D14/138
D543,190 S * 5/2007 Huang et al. D14/138
D544,474 S * 6/2007 Kim et al. D14/247
D545,814 S * 7/2007 Wilson et al. D14/248
D549,208 S * 8/2007 Huang et al. D14/138
D550,220 S * 9/2007 Lyles D14/247
D555,141 S * 11/2007 Ho D14/138
2006/0188091 A1 * 8/2006 Chen 379/433.01

OTHER PUBLICATIONS

Sony Ericsson J220, announced Nov. 2005, <URL:www.gsmarena.com>, retrieved from internet Dec. 21, 2007.*

Siemens CC75, announced Aug. 2005, <URL:www.gsmarena.com>, retrieved from internet Dec. 21, 2007.*

Nokia 6234, announced 4Q 2005, <URL:www.gsmarena.com>, retrieved from internet Dec. 21, 2007.*

* cited by examiner

Primary Examiner—Ian Simmons

Assistant Examiner—Carla Wright

(74) *Attorney, Agent, or Firm*—Banner & Witcoff, Ltd.

(57) **CLAIM**

The ornamental design for a set of key buttons for a handset, as shown and described.

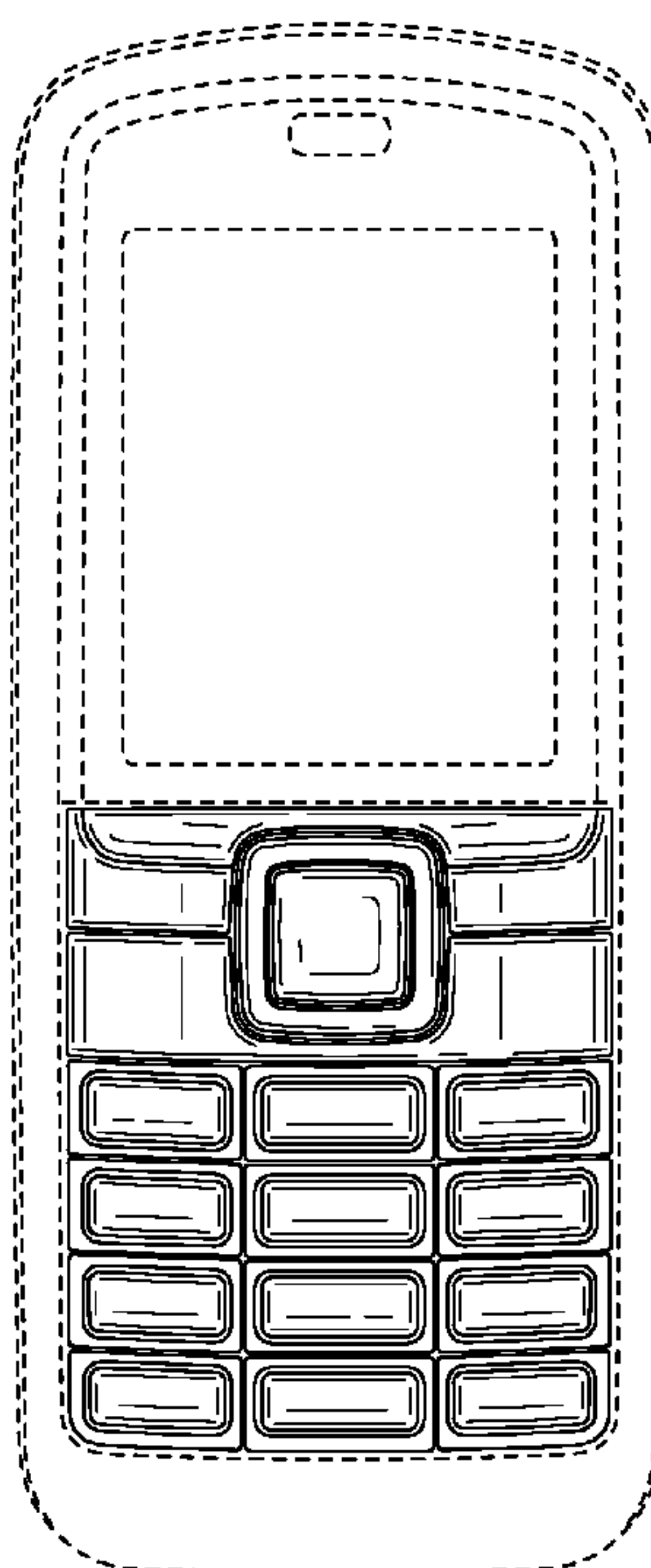
DESCRIPTION

FIG. 1 is a front view of a set of key buttons for a handset showing our new design; and,

FIG. 2 is a perspective front view thereof.

The broken line showing the remainder of the handset is for illustrative purposes only and forms no part of the claimed design.

1 Claim, 2 Drawing Sheets



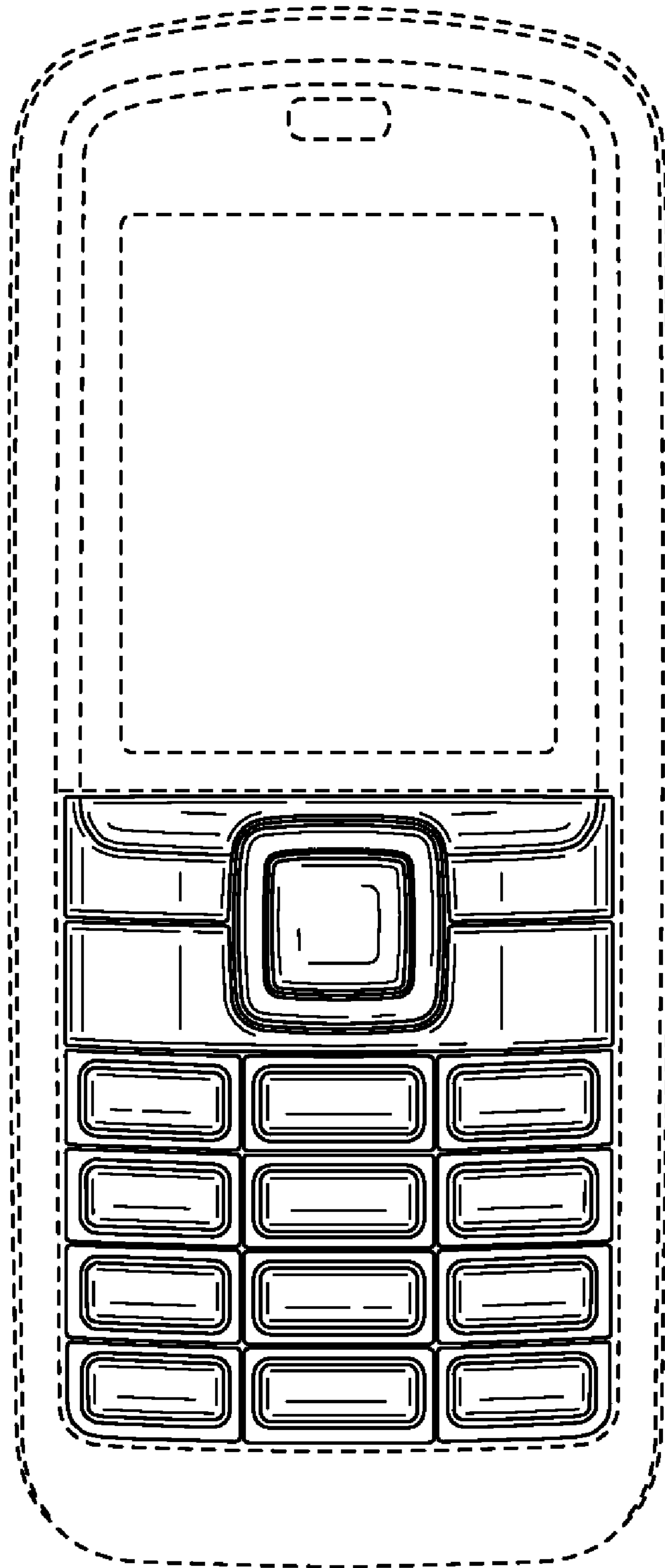


FIG. 1

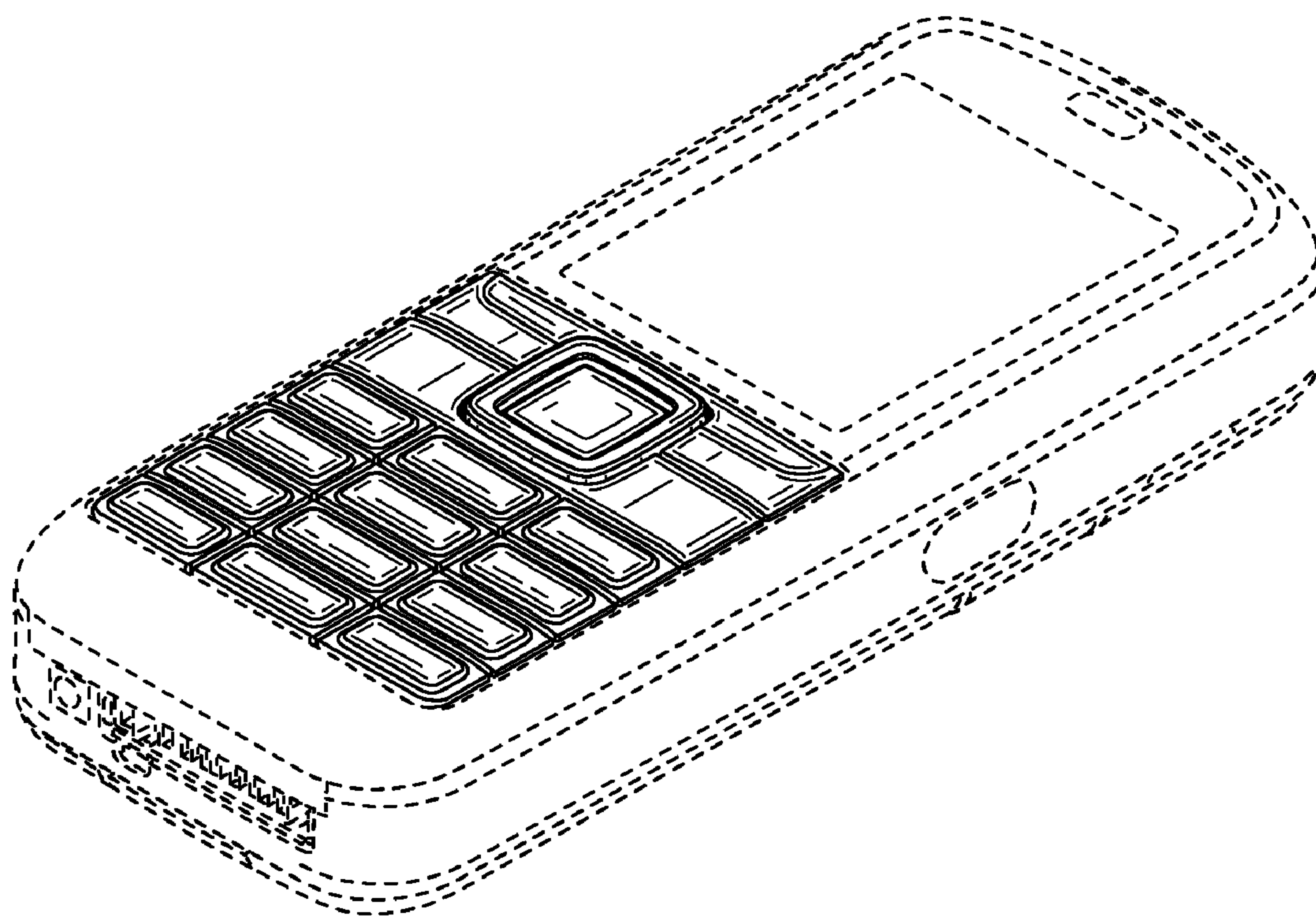


FIG. 2